



Ref. No. D09109

September 21, 2011

Mr. G. Murphy
Dexter Construction
P.O. Box 48100
927 Rocky Lake Drive
Bedford, NS
B4A 3Z2
(Email: gmurphy@dexter.ca)

**Re: Geotechnical Inspection – Brunello Estates (Phase 1)
Lot TH10A – 10E – Maple Grove Avenue, Timberlea, NS**

Dear Mr. Murphy:

As requested, GENIVAR has carried out geotechnical inspection services for the above-mentioned site. The purpose of the work was to monitor and evaluate construction methods during foundation subsoil preparation for building construction.

1.0 Project Background

It is understood that Lot TH10A-10E will accommodate a wood-framed residential structure with slab-on-grade basement floor. The proposed structure will consist of conventional design and each unit will measure 12.0 metres by 6.0 metres in maximum plan dimensions. The proposed basement floor elevation for Lot TH10A-10E ranges from 111.97 metres to 111.37 metres, geodetic datum (ATS 77) and is shown on the enclosed Figure 1.0. Surveying during construction of the engineered pad was conducted by Dexter Construction. Ground elevations at the time of construction completion were surveyed by GENIVAR and are also shown on the enclosed Figure 1.0.

Existing grades at Lot TH10A-10E were generally above proposed design grades. To reach design grades, blasting of granite bedrock was required.

2.0 Inspection Summary

Field inspection was generally carried out during the spring and summer of 2011. Construction of the engineered pad consisted of subexcavation of organic soils followed by blasting of granite bedrock to reach proposed design subgrade level(s). Leveling and removal of oversized materials was required on pad subgrade, followed by compaction with a large vibratory drum roller. The lot was excavated to an approximate elevation ranging from 111.67 metres to 111.07 metres (300 mm below proposed finished floor elevation is typically industry standard). GENIVAR personnel were on-site periodically to monitor construction methods during excavation and re-compaction of the pad subgrade.

3.0 Summary

Based on our field inspections and test results, we are of the opinion that generally good construction methods were practiced during subexcavation and foundation subsoil preparation for Lot TH10A-10E Maple Grove Avenue. In our opinion, the prepared structural fill will support the proposed residential structure with only tolerable settlements anticipated.

4.0 Recommendations

Additional fill placed at the site (i.e. wall backfill, underslab base course, interior fill, etc.) is to be prepared using similar methods for placement of engineered fill.

The engineered pad has been prepared for a structure measuring 12.0 metres x 6.0 metres in maximum plan dimensions, as indicated on the enclosed Figure 1. Any changes or relocation with the structure on the lot should be certified by a geotechnical engineer.

Any disturbance to the prepared lot as a result of freeze/thaw, vegetation growth, construction traffic, erosion, etc., would require that the lot be re-inspected by qualified geotechnical personnel prior to placement of concrete foundations.

This letter is based on our inspections conducted to date, at the completion of site grading work. If site conditions differ at time of building construction, we require immediate notification to permit reassessment of our recommendations.

If you have any questions regarding the enclosed information, please contact the undersigned at your convenience.

Yours truly,


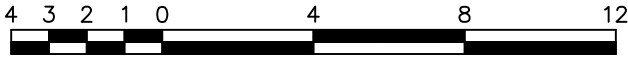
GENIVAR Inc



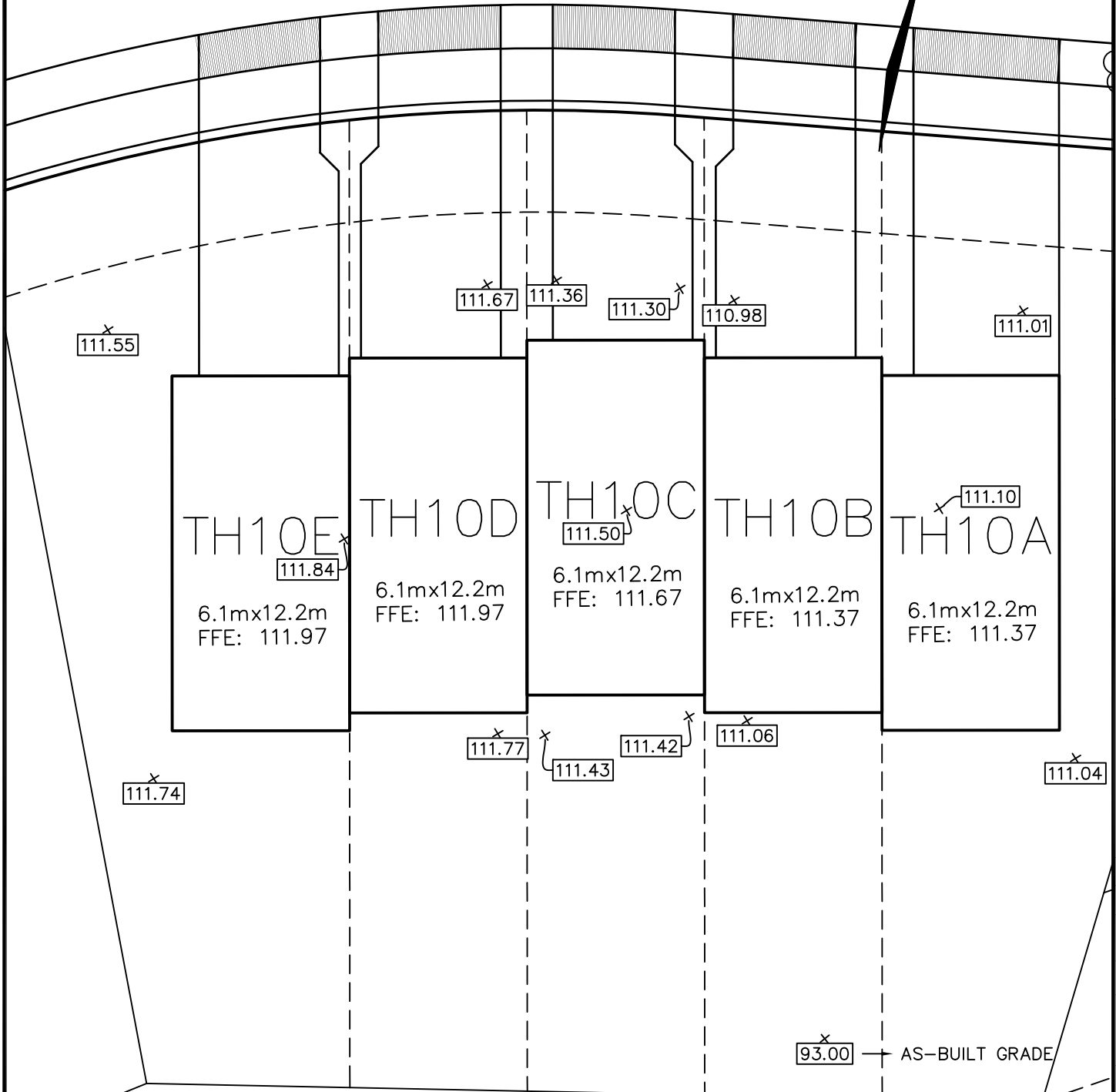
Clayton J. Rogers, P. Eng.
Project Geotechnical Engineer



SCALE: 1:200 METRIC



MAPLE GROVE AVENUE



93.00 AS-BUILT GRADE



1 SPECTACLE LAKE DRIVE
DARTMOUTH, NOVA SCOTIA
CANADA, B3B 1X7
PHONE: 902 835-9955 - FAX: 902 835-1645
WWW.GENIVAR.COM

TITLE:

BRUNELLO ESTATES
MAPLE GROVE AVENUE
LOT TH10A-TH10E

A SENSE OF PLACE



SCALE:

1:200

DATE: (YYYY/MM/DD)

15-SEP-2011

FIGURE 1.0

K:\DARTMOUTH\2009\009109\DWG\ENG\DA09109-ASBUILT-ENGPADS.DWG LOT TH10 PRINTED: 3:59 PM 2011/09/15 BY: KYLE.BLADES GENIVAR REF. NO.: DA09109