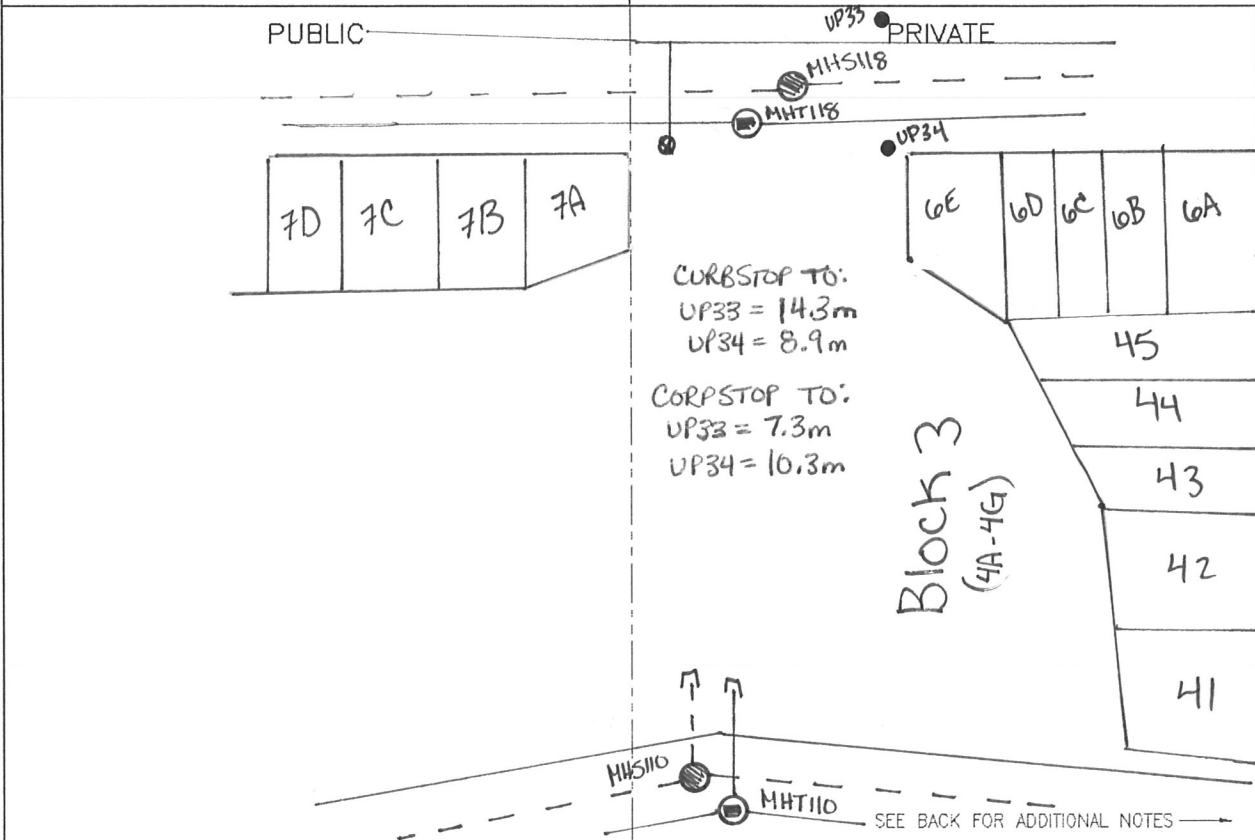

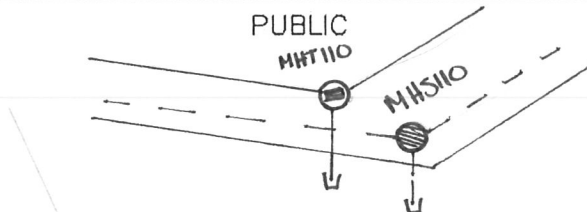
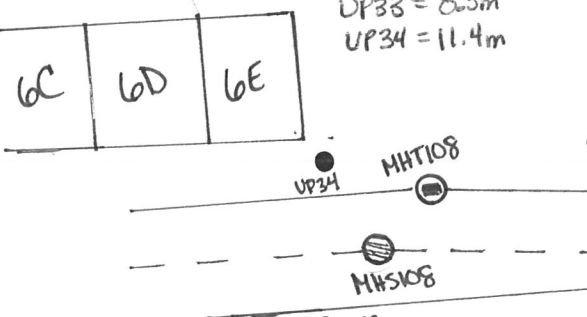
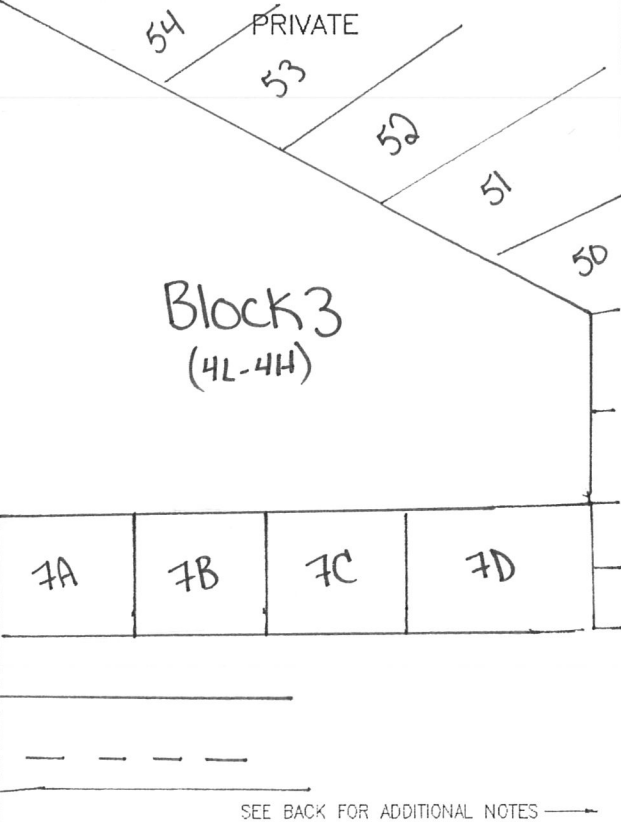


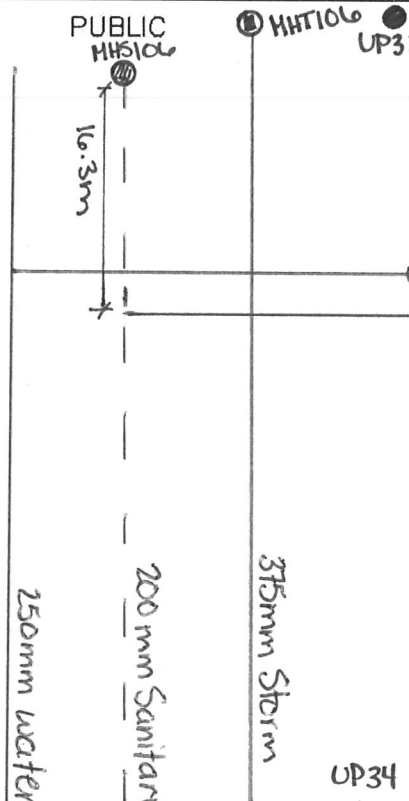

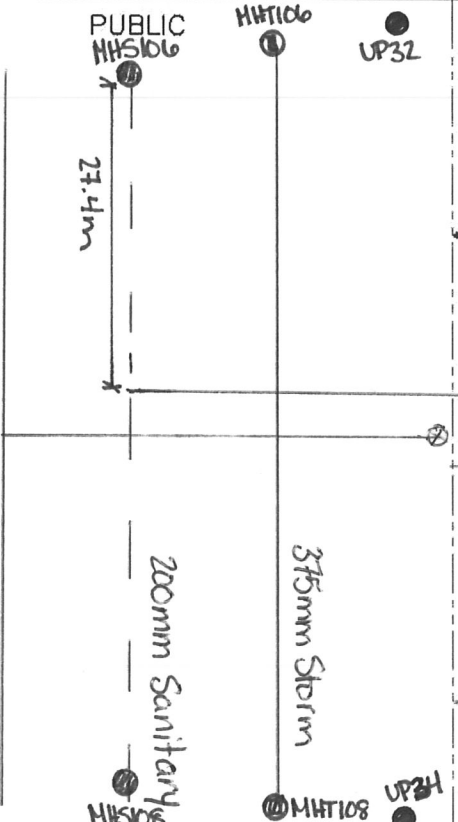

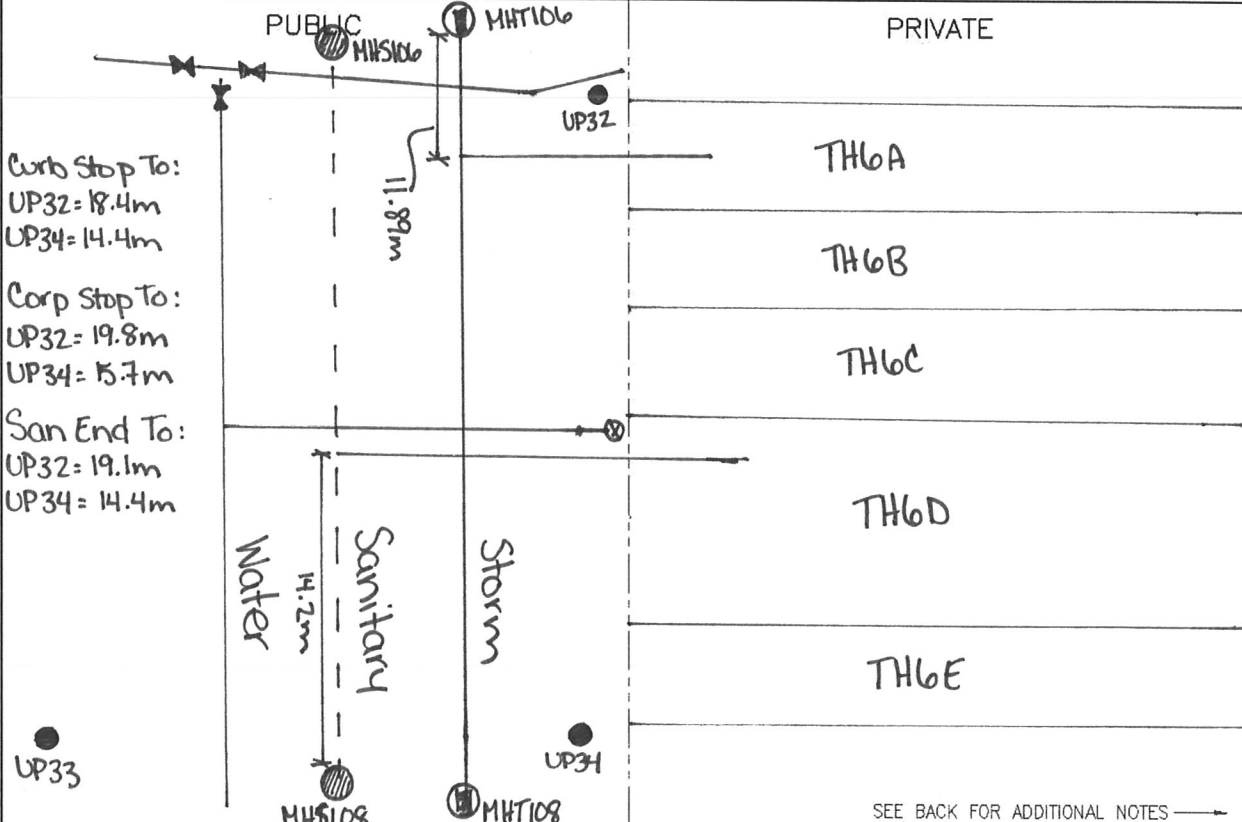
	<b>HALIFAX WATER</b> SERVICE LATERAL INFORMATION SHEET	Street <u>Cabernet Court</u> Lot <u>Block 3</u> Civic _____																																																																													
<table border="1" style="width:100%; border-collapse: collapse;"> <thead> <tr> <th rowspan="2"></th> <th colspan="3">PUBLIC</th> <th rowspan="2"></th> <th colspan="3">PRIVATE</th> </tr> <tr> <th>Water</th> <th>Sanitary</th> <th>Storm</th> <th>Water</th> <th>Sanitary</th> <th>Storm</th> </tr> </thead> <tbody> <tr> <td>LENGTH</td> <td>9.3m</td> <td>2.2m</td> <td>5.7m</td> <td></td> <td></td> <td></td> </tr> <tr> <td>MATERIAL</td> <td>Polyethylene</td> <td>PVC DR28</td> <td>PVC DR35</td> <td></td> <td></td> <td></td> </tr> <tr> <td>SIZE</td> <td>50 mm</td> <td>250mm</td> <td>375 mm</td> <td></td> <td></td> <td></td> </tr> <tr> <td>COLOUR</td> <td>Blue</td> <td>White</td> <td>Green</td> <td></td> <td></td> <td></td> </tr> <tr> <td>DEPTH @ MAIN</td> <td>1.9m</td> <td>2.8m</td> <td>2.6m</td> <td></td> <td></td> <td></td> </tr> <tr> <td>DEPTH @ ST. LINE</td> <td>1.7m</td> <td>3.4m</td> <td>3.0m</td> <td></td> <td></td> <td></td> </tr> <tr> <td>ELEV @ MAIN</td> <td>106.98</td> <td>96.01</td> <td>95.91</td> <td></td> <td></td> <td></td> </tr> <tr> <td>ELEV @ ST. LINE</td> <td>107.36</td> <td>96.20</td> <td>96.30</td> <td></td> <td></td> <td></td> </tr> <tr> <td>MAIN SIZE</td> <td>250mm</td> <td>250mm</td> <td>375mm</td> <td></td> <td></td> <td></td> </tr> </tbody> </table>			PUBLIC				PRIVATE			Water	Sanitary	Storm	Water	Sanitary	Storm	LENGTH	9.3m	2.2m	5.7m				MATERIAL	Polyethylene	PVC DR28	PVC DR35				SIZE	50 mm	250mm	375 mm				COLOUR	Blue	White	Green				DEPTH @ MAIN	1.9m	2.8m	2.6m				DEPTH @ ST. LINE	1.7m	3.4m	3.0m				ELEV @ MAIN	106.98	96.01	95.91				ELEV @ ST. LINE	107.36	96.20	96.30				MAIN SIZE	250mm	250mm	375mm				SLID# _____
	PUBLIC				PRIVATE																																																																										
	Water	Sanitary	Storm		Water	Sanitary	Storm																																																																								
LENGTH	9.3m	2.2m	5.7m																																																																												
MATERIAL	Polyethylene	PVC DR28	PVC DR35																																																																												
SIZE	50 mm	250mm	375 mm																																																																												
COLOUR	Blue	White	Green																																																																												
DEPTH @ MAIN	1.9m	2.8m	2.6m																																																																												
DEPTH @ ST. LINE	1.7m	3.4m	3.0m																																																																												
ELEV @ MAIN	106.98	96.01	95.91																																																																												
ELEV @ ST. LINE	107.36	96.20	96.30																																																																												
MAIN SIZE	250mm	250mm	375mm																																																																												
Contractor <u>Dexter Construction</u> Inspected By <u>Trevor Carter - GENIVAR Inc.</u> Date <u>June 2011</u> Record Dwg. # _____		Contractor _____ Inspected By _____ Date _____																																																																													
Insulation <input checked="" type="checkbox"/> Yes <input type="checkbox"/> No Rock <input type="checkbox"/> Yes <input type="checkbox"/> No Clay Plug <input type="checkbox"/> Yes <input type="checkbox"/> No Trace Wire <input checked="" type="checkbox"/> Yes <input type="checkbox"/> No Anode <input type="checkbox"/> Yes <input checked="" type="checkbox"/> No		Sanitary Type Pressurized <input type="checkbox"/> Gravity <input type="checkbox"/> Private Lift Station Info. Lift: <input type="checkbox"/> Distance <input type="checkbox"/> Insulation <input type="checkbox"/> Yes <input type="checkbox"/> No Rock <input type="checkbox"/> Yes <input type="checkbox"/> No Clay Plug <input type="checkbox"/> Yes <input type="checkbox"/> No Foundation Drain Connected <input type="checkbox"/> Yes <input type="checkbox"/> No Rain Leaders Connected <input type="checkbox"/> Yes <input type="checkbox"/> No Trace Wire <input type="checkbox"/> Yes <input type="checkbox"/> No Sound Check <input type="checkbox"/> Yes <input type="checkbox"/> No																																																																													
 <p>The diagram shows a plan view of the service lateral. On the left, a 'PUBLIC' line runs horizontally, with a dashed line indicating the property boundary. Below it are four lots labeled 7D, 7C, 7B, and 7A. On the right, a 'PRIVATE' line runs horizontally, with a dashed line indicating the property boundary. Below it are lots 6E, 6D, 6C, 6B, 6A, and a vertical strip of lots 45, 44, 43, 42, and 41. A vertical line labeled 'Block 3 (4A-4G)' separates the public and private areas. The diagram shows manholes MHT118, MHS118, and UP33 on the public side, and MHT118, MHS118, and UP34 on the private side. A curbstop is located at the intersection of the public and private lines, with measurements: CURBSTOP TO: UP33 = 14.3m, UP34 = 8.9m. A corpstop is also shown with measurements: CORPSTOP TO: UP33 = 7.3m, UP34 = 10.3m. Arrows at the bottom point to manholes MHS110 and MHT110 with the note 'SEE BACK FOR ADDITIONAL NOTES'.</p>																																																																															


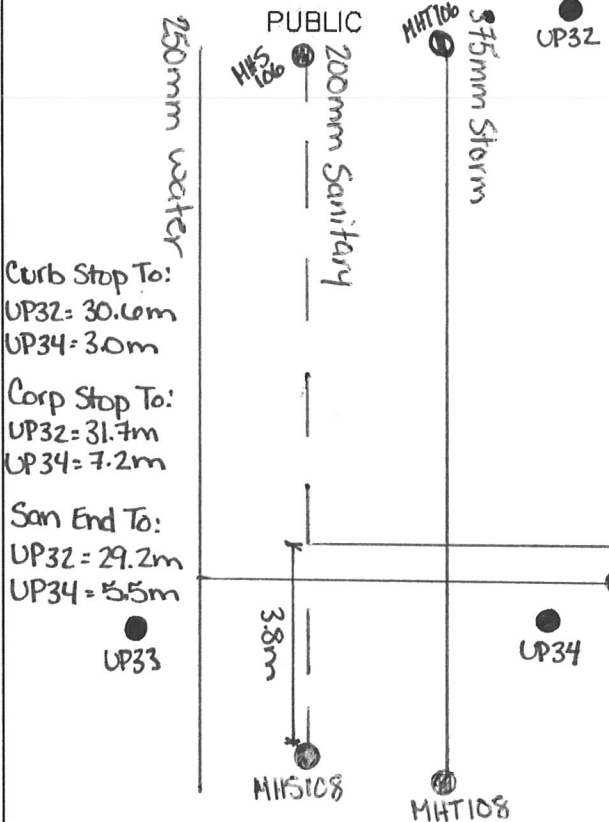
	<b>HALIFAX WATER</b> SERVICE LATERAL INFORMATION SHEET	Street <u>Cabernet Court</u> Lot <u>Block 3</u> Civic _____																																																																			
		SLID# _____																																																																			
<p><b>PUBLIC</b></p> <table border="1" style="width:100%; border-collapse: collapse;"> <thead> <tr> <th></th> <th>Water</th> <th>Sanitary</th> <th>Storm</th> </tr> </thead> <tbody> <tr> <td>LENGTH</td> <td>9.4m</td> <td>2.2m</td> <td>5.7m</td> </tr> <tr> <td>MATERIAL</td> <td>Polyethylene</td> <td>PVC DR28</td> <td>PVC DR35</td> </tr> <tr> <td>SIZE</td> <td>50mm</td> <td>125mm</td> <td>125mm</td> </tr> <tr> <td>COLOUR</td> <td>Blue</td> <td>White</td> <td>Green</td> </tr> <tr> <td>DEPTH @ MAIN</td> <td>1.9m</td> <td>2.8m</td> <td>2.6m</td> </tr> <tr> <td>DEPTH @ ST. LINE</td> <td>1.7m</td> <td>3.4m</td> <td>3.0m</td> </tr> <tr> <td>ELEV @ MAIN</td> <td>106.96</td> <td>96.01</td> <td>95.91</td> </tr> <tr> <td>ELEV @ ST. LINE</td> <td>107.34</td> <td>96.20</td> <td>96.30</td> </tr> <tr> <td>MAIN SIZE</td> <td>250mm</td> <td>250mm</td> <td>375mm</td> </tr> </tbody> </table> <p>Contractor <u>Dexter Construction</u>                  Inspected By <u>Trevor Carter - GENIVAR Inc.</u>                  Date <u>June 2011</u>                  Record Dwg. # _____</p> <p>Insulation <input checked="" type="checkbox"/> Yes <input type="checkbox"/> No                  Rock <input type="checkbox"/> Yes <input type="checkbox"/> No                  Clay Plug <input type="checkbox"/> Yes <input type="checkbox"/> No                  Trace Wire <input checked="" type="checkbox"/> Yes <input type="checkbox"/> No                  Anode <input type="checkbox"/> Yes <input checked="" type="checkbox"/> No</p>		Water	Sanitary	Storm	LENGTH	9.4m	2.2m	5.7m	MATERIAL	Polyethylene	PVC DR28	PVC DR35	SIZE	50mm	125mm	125mm	COLOUR	Blue	White	Green	DEPTH @ MAIN	1.9m	2.8m	2.6m	DEPTH @ ST. LINE	1.7m	3.4m	3.0m	ELEV @ MAIN	106.96	96.01	95.91	ELEV @ ST. LINE	107.34	96.20	96.30	MAIN SIZE	250mm	250mm	375mm	<p><b>PRIVATE</b></p> <table border="1" style="width:100%; border-collapse: collapse;"> <thead> <tr> <th></th> <th>Water</th> <th>Sanitary</th> <th>Storm</th> </tr> </thead> <tbody> <tr> <td>LENGTH</td> <td></td> <td></td> <td></td> </tr> <tr> <td>MATERIAL</td> <td></td> <td></td> <td></td> </tr> <tr> <td>SIZE</td> <td></td> <td></td> <td></td> </tr> <tr> <td>COLOUR</td> <td></td> <td></td> <td></td> </tr> <tr> <td>DEPTH @ ST. LINE</td> <td></td> <td></td> <td></td> </tr> <tr> <td>DEPTH @ BLDG</td> <td></td> <td></td> <td></td> </tr> </tbody> </table> <p>Contractor _____                  Inspected By _____                  Date _____</p> <p>Sanitary Type    Pressurized <input type="checkbox"/>    Gravity <input type="checkbox"/>                  Private Lift    Lift: <input type="checkbox"/>    Distance <input type="checkbox"/>                  Station Info. _____</p> <p>Insulation    <input type="checkbox"/> Yes <input type="checkbox"/> No                  Rock    <input type="checkbox"/> Yes <input type="checkbox"/> No                  Clay Plug    <input type="checkbox"/> Yes <input type="checkbox"/> No                  Foundation Drain Connected    <input type="checkbox"/> Yes <input type="checkbox"/> No                  Rain Leaders Connected    <input type="checkbox"/> Yes <input type="checkbox"/> No                  Trace Wire    <input type="checkbox"/> Yes <input type="checkbox"/> No                  Sound Check    <input type="checkbox"/> Yes <input type="checkbox"/> No</p>		Water	Sanitary	Storm	LENGTH				MATERIAL				SIZE				COLOUR				DEPTH @ ST. LINE				DEPTH @ BLDG			
	Water	Sanitary	Storm																																																																		
LENGTH	9.4m	2.2m	5.7m																																																																		
MATERIAL	Polyethylene	PVC DR28	PVC DR35																																																																		
SIZE	50mm	125mm	125mm																																																																		
COLOUR	Blue	White	Green																																																																		
DEPTH @ MAIN	1.9m	2.8m	2.6m																																																																		
DEPTH @ ST. LINE	1.7m	3.4m	3.0m																																																																		
ELEV @ MAIN	106.96	96.01	95.91																																																																		
ELEV @ ST. LINE	107.34	96.20	96.30																																																																		
MAIN SIZE	250mm	250mm	375mm																																																																		
	Water	Sanitary	Storm																																																																		
LENGTH																																																																					
MATERIAL																																																																					
SIZE																																																																					
COLOUR																																																																					
DEPTH @ ST. LINE																																																																					
DEPTH @ BLDG																																																																					
 <p style="text-align: center;"><b>PUBLIC</b></p> <p style="text-align: center;">CURB STOP TO:                  UP33 = 14.6m                  UP34 = 9.5m</p> <p style="text-align: center;">CORP STOP TO:                  UP33 = 8.3m                  UP34 = 11.4m</p>  <p style="text-align: center;"><b>PRIVATE</b></p>		 <p style="text-align: center; font-size: 2em;"><b>Block 3</b> (4L-4H)</p>																																																																			
		SEE BACK FOR ADDITIONAL NOTES →																																																																			


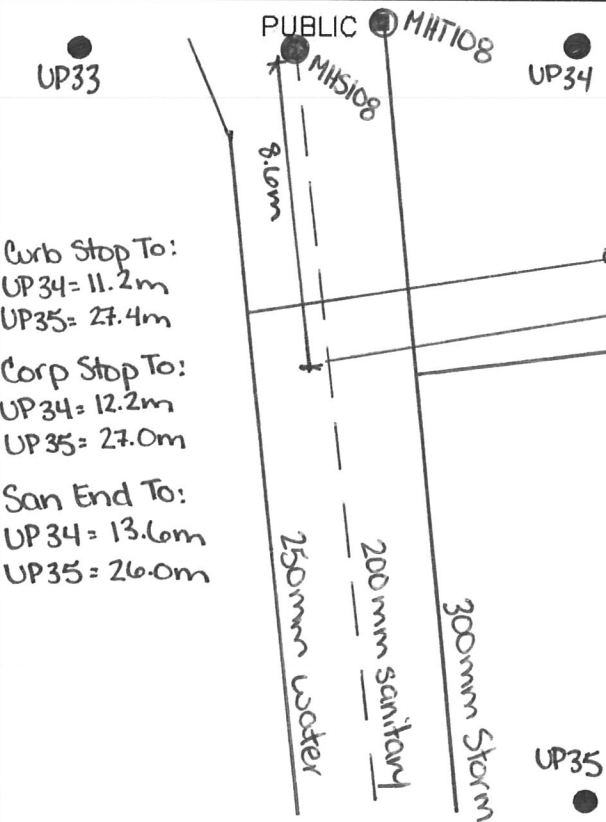
	<p><b>HALIFAX WATER</b> SERVICE LATERAL INFORMATION SHEET</p>	<p>Street <u>Cabernet Court</u> Lot <u>TH6A</u> Civic _____</p>																																																																				
<p><b>PUBLIC</b></p> <table border="1" style="width:100%; border-collapse: collapse;"> <thead> <tr> <th></th> <th>Water</th> <th>Sanitary</th> <th>Storm</th> </tr> </thead> <tbody> <tr> <td>LENGTH</td> <td>9.35m</td> <td>8.92m</td> <td>8.69m</td> </tr> <tr> <td>MATERIAL</td> <td>Polyethylene</td> <td>PVC DR28</td> <td>PVC DR35</td> </tr> <tr> <td>SIZE</td> <td>25mm</td> <td>125mm</td> <td>125mm</td> </tr> <tr> <td>COLOUR</td> <td>Blue</td> <td>White</td> <td>Green</td> </tr> <tr> <td>DEPTH @ MAIN</td> <td>1.78m</td> <td>3.1m</td> <td>2.87m</td> </tr> <tr> <td>DEPTH @ ST. LINE</td> <td>1.60m</td> <td>2.57m</td> <td>2.72m</td> </tr> <tr> <td>ELEV @ MAIN</td> <td>106.67</td> <td>105.35</td> <td>105.58</td> </tr> <tr> <td>ELEV @ ST. LINE</td> <td>107.01</td> <td>106.02</td> <td>105.87</td> </tr> <tr> <td>MAIN SIZE</td> <td>250mm</td> <td>200mm</td> <td>375mm</td> </tr> </tbody> </table> <p>Contractor <u>Dexter Construction</u> Inspected By <u>Trevor Carter - GENIVAR Inc.</u> Date <u>April 2011</u> Record Dwg. # <u>DD9109-006 001</u></p> <p>         Insulation <input checked="" type="checkbox"/> Yes <input type="checkbox"/> No          Rock <input type="checkbox"/> Yes <input type="checkbox"/> No          Clay Plug <input type="checkbox"/> Yes <input type="checkbox"/> No          Trace Wire <input checked="" type="checkbox"/> Yes <input type="checkbox"/> No          Anode <input type="checkbox"/> Yes <input checked="" type="checkbox"/> No       </p>			Water	Sanitary	Storm	LENGTH	9.35m	8.92m	8.69m	MATERIAL	Polyethylene	PVC DR28	PVC DR35	SIZE	25mm	125mm	125mm	COLOUR	Blue	White	Green	DEPTH @ MAIN	1.78m	3.1m	2.87m	DEPTH @ ST. LINE	1.60m	2.57m	2.72m	ELEV @ MAIN	106.67	105.35	105.58	ELEV @ ST. LINE	107.01	106.02	105.87	MAIN SIZE	250mm	200mm	375mm	<p style="text-align: right;">SLID# _____</p> <p><b>PRIVATE</b></p> <table border="1" style="width:100%; border-collapse: collapse;"> <thead> <tr> <th></th> <th>Water</th> <th>Sanitary</th> <th>Storm</th> </tr> </thead> <tbody> <tr><td>LENGTH</td><td></td><td></td><td></td></tr> <tr><td>MATERIAL</td><td></td><td></td><td></td></tr> <tr><td>SIZE</td><td></td><td></td><td></td></tr> <tr><td>COLOUR</td><td></td><td></td><td></td></tr> <tr><td>DEPTH @ ST. LINE</td><td></td><td></td><td></td></tr> <tr><td>DEPTH @ BLDG</td><td></td><td></td><td></td></tr> </tbody> </table> <p>Contractor _____ Inspected By _____ Date _____</p> <p>Sanitary Type    Pressurized <input type="checkbox"/>    Gravity <input type="checkbox"/> Private Lift        Lift: <input type="checkbox"/>        Distance <input type="checkbox"/> Station Info.</p> <p>         Insulation                    <input type="checkbox"/> Yes    <input type="checkbox"/> No          Rock                            <input type="checkbox"/> Yes    <input type="checkbox"/> No          Clay Plug                      <input type="checkbox"/> Yes    <input type="checkbox"/> No          Foundation Drain Connected <input type="checkbox"/> Yes    <input type="checkbox"/> No          Rain Leaders Connected    <input type="checkbox"/> Yes    <input type="checkbox"/> No          Trace Wire                    <input type="checkbox"/> Yes    <input type="checkbox"/> No          Sound Check                 <input type="checkbox"/> Yes    <input type="checkbox"/> No       </p>		Water	Sanitary	Storm	LENGTH				MATERIAL				SIZE				COLOUR				DEPTH @ ST. LINE				DEPTH @ BLDG			
	Water	Sanitary	Storm																																																																			
LENGTH	9.35m	8.92m	8.69m																																																																			
MATERIAL	Polyethylene	PVC DR28	PVC DR35																																																																			
SIZE	25mm	125mm	125mm																																																																			
COLOUR	Blue	White	Green																																																																			
DEPTH @ MAIN	1.78m	3.1m	2.87m																																																																			
DEPTH @ ST. LINE	1.60m	2.57m	2.72m																																																																			
ELEV @ MAIN	106.67	105.35	105.58																																																																			
ELEV @ ST. LINE	107.01	106.02	105.87																																																																			
MAIN SIZE	250mm	200mm	375mm																																																																			
	Water	Sanitary	Storm																																																																			
LENGTH																																																																						
MATERIAL																																																																						
SIZE																																																																						
COLOUR																																																																						
DEPTH @ ST. LINE																																																																						
DEPTH @ BLDG																																																																						
<p><b>PUBLIC</b></p> <p>Curb Stop To: UP32 = 6.0m UP34 = 26.9m</p> <p>Corp Stop To: UP32 = 9.2m UP34 = 27.7m</p> <p>San End To: UP32 = 6.4m UP34 = 27.4m</p> <p>250mm water 200mm Sanitary 375mm Storm</p> <p>MHT106 MHT106 UP32 UP34</p>		<p><b>PRIVATE</b></p> <p>TH6A TH6B TH6C</p> <p>SEE BACK FOR ADDITIONAL NOTES →</p>																																																																				

	<b>HALIFAX WATER</b> <b>SERVICE LATERAL INFORMATION SHEET</b>	Street <u>Cabernet Court</u> Lot <u>TH6B</u> Civic _____																																																																				
<p style="text-align: center;"><b>PUBLIC</b></p> <table border="1" style="width:100%; border-collapse: collapse;"> <thead> <tr> <th></th> <th>Water</th> <th>Sanitary</th> <th>Storm</th> </tr> </thead> <tbody> <tr> <td>LENGTH</td> <td>9.31 m</td> <td>8.92 m</td> <td>—</td> </tr> <tr> <td>MATERIAL</td> <td>Polyethylene</td> <td>PVC DR28</td> <td>PVC DR35</td> </tr> <tr> <td>SIZE</td> <td>25mm</td> <td>125mm</td> <td>125mm</td> </tr> <tr> <td>COLOUR</td> <td>Blue</td> <td>White</td> <td>Green</td> </tr> <tr> <td>DEPTH @ MAIN</td> <td>1.81 m</td> <td>3.12 m</td> <td>—</td> </tr> <tr> <td>DEPTH @ ST. LINE</td> <td>1.68 m</td> <td>2.66 m</td> <td>—</td> </tr> <tr> <td>ELEV @ MAIN</td> <td>106.67</td> <td>105.36</td> <td>—</td> </tr> <tr> <td>ELEV @ ST. LINE</td> <td>107.00</td> <td>106.02</td> <td>—</td> </tr> <tr> <td>MAIN SIZE</td> <td>250mm</td> <td>200mm</td> <td>375mm</td> </tr> </tbody> </table> <p>Contractor <u>Dexter Construction</u>          Inspected By <u>Trevor Carter - GENIVAR Inc.</u>          Date <u>April 2011</u>          Record Dwg. # <u>DC9109-006 001</u></p> <p>         Insulation <input checked="" type="checkbox"/> Yes <input type="checkbox"/> No          Rock <input type="checkbox"/> Yes <input type="checkbox"/> No          Clay Plug <input type="checkbox"/> Yes <input type="checkbox"/> No          Trace Wire <input checked="" type="checkbox"/> Yes <input type="checkbox"/> No          Anode <input type="checkbox"/> Yes <input checked="" type="checkbox"/> No       </p>			Water	Sanitary	Storm	LENGTH	9.31 m	8.92 m	—	MATERIAL	Polyethylene	PVC DR28	PVC DR35	SIZE	25mm	125mm	125mm	COLOUR	Blue	White	Green	DEPTH @ MAIN	1.81 m	3.12 m	—	DEPTH @ ST. LINE	1.68 m	2.66 m	—	ELEV @ MAIN	106.67	105.36	—	ELEV @ ST. LINE	107.00	106.02	—	MAIN SIZE	250mm	200mm	375mm	<p style="text-align: center;"><b>PRIVATE</b></p> <table border="1" style="width:100%; border-collapse: collapse;"> <thead> <tr> <th></th> <th>Water</th> <th>Sanitary</th> <th>Storm</th> </tr> </thead> <tbody> <tr><td>LENGTH</td><td></td><td></td><td></td></tr> <tr><td>MATERIAL</td><td></td><td></td><td></td></tr> <tr><td>SIZE</td><td></td><td></td><td></td></tr> <tr><td>COLOUR</td><td></td><td></td><td></td></tr> <tr><td>DEPTH @ ST. LINE</td><td></td><td></td><td></td></tr> <tr><td>DEPTH @ BLDG</td><td></td><td></td><td></td></tr> </tbody> </table> <p>         Contractor _____          Inspected By _____          Date _____       </p> <p>Sanitary Type    Pressurized <input type="checkbox"/>    Gravity <input type="checkbox"/>          Private Lift    Lift: <input type="checkbox"/>    Distance <input type="checkbox"/>          Station Info.</p> <p>         Insulation    <input type="checkbox"/> Yes <input type="checkbox"/> No          Rock    <input type="checkbox"/> Yes <input type="checkbox"/> No          Clay Plug    <input type="checkbox"/> Yes <input type="checkbox"/> No          Foundation Drain Connected    <input type="checkbox"/> Yes <input type="checkbox"/> No          Rain Leaders Connected    <input type="checkbox"/> Yes <input type="checkbox"/> No          Trace Wire    <input type="checkbox"/> Yes <input type="checkbox"/> No          Sound Check    <input type="checkbox"/> Yes <input type="checkbox"/> No       </p>		Water	Sanitary	Storm	LENGTH				MATERIAL				SIZE				COLOUR				DEPTH @ ST. LINE				DEPTH @ BLDG			
	Water	Sanitary	Storm																																																																			
LENGTH	9.31 m	8.92 m	—																																																																			
MATERIAL	Polyethylene	PVC DR28	PVC DR35																																																																			
SIZE	25mm	125mm	125mm																																																																			
COLOUR	Blue	White	Green																																																																			
DEPTH @ MAIN	1.81 m	3.12 m	—																																																																			
DEPTH @ ST. LINE	1.68 m	2.66 m	—																																																																			
ELEV @ MAIN	106.67	105.36	—																																																																			
ELEV @ ST. LINE	107.00	106.02	—																																																																			
MAIN SIZE	250mm	200mm	375mm																																																																			
	Water	Sanitary	Storm																																																																			
LENGTH																																																																						
MATERIAL																																																																						
SIZE																																																																						
COLOUR																																																																						
DEPTH @ ST. LINE																																																																						
DEPTH @ BLDG																																																																						
<p>           Curb Stop To:            UP32 = 6.4m            UP34 = 26.5m            Corp Stop To:            UP32 = 9.5m            UP34 = 27.3m            San End To:            UP32 = 7.4m            UP34 = 26.3m         </p> 		<p><b>PRIVATE</b></p> <p>TH6A</p> <p>TH6B</p> <p>TH6C</p> <p>TH6D</p> <p style="text-align: right;">SEE BACK FOR ADDITIONAL NOTES →</p>																																																																				


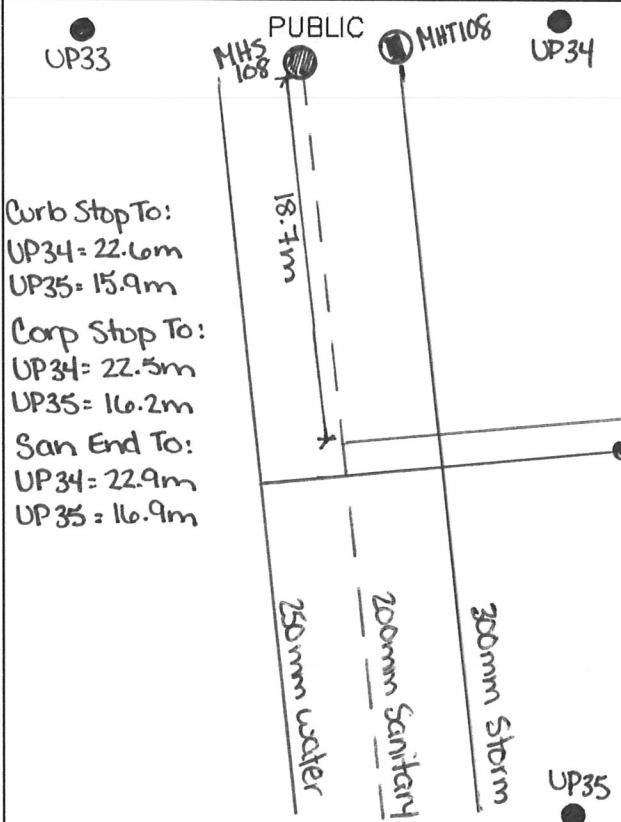
	<b>HALIFAX WATER</b> SERVICE LATERAL INFORMATION SHEET	Street <u>Cabernet Court</u> Lot <u>TH 6C</u> Civic _____																																																																			
		SLID# _____																																																																			
<p><b>PUBLIC</b></p> <table border="1" style="width:100%; border-collapse: collapse;"> <thead> <tr> <th></th> <th>Water</th> <th>Sanitary</th> <th>Storm</th> </tr> </thead> <tbody> <tr> <td>LENGTH</td> <td>9.47m</td> <td>9.29m</td> <td>✓</td> </tr> <tr> <td>MATERIAL</td> <td>Polyethylene</td> <td>PVC DR28</td> <td>PVC DR35</td> </tr> <tr> <td>SIZE</td> <td>25mm</td> <td>125mm</td> <td>125mm</td> </tr> <tr> <td>COLOUR</td> <td>Blue</td> <td>White</td> <td>Green</td> </tr> <tr> <td>DEPTH @ MAIN</td> <td>1.86m</td> <td>3.21m</td> <td>✓</td> </tr> <tr> <td>DEPTH @ ST. LINE</td> <td>1.94m</td> <td>2.81m</td> <td>✓</td> </tr> <tr> <td>ELEV @ MAIN</td> <td>106.88</td> <td>105.48</td> <td>✓</td> </tr> <tr> <td>ELEV @ ST. LINE</td> <td>106.98</td> <td>106.11</td> <td>✓</td> </tr> <tr> <td>MAIN SIZE</td> <td>250mm</td> <td>200mm</td> <td>375mm</td> </tr> </tbody> </table> <p>Contractor <u>Dexter Construction</u>          Inspected By <u>Trevor Carter - GENIVAR Inc.</u>          Date <u>April 2011</u>          Record Dwg. # <u>069109-006 001</u></p> <p>         Insulation <input checked="" type="checkbox"/> Yes <input type="checkbox"/> No          Rock <input type="checkbox"/> Yes <input type="checkbox"/> No          Clay Plug <input type="checkbox"/> Yes <input type="checkbox"/> No          Trace Wire <input checked="" type="checkbox"/> Yes <input type="checkbox"/> No          Anode <input type="checkbox"/> Yes <input checked="" type="checkbox"/> No       </p>		Water	Sanitary	Storm	LENGTH	9.47m	9.29m	✓	MATERIAL	Polyethylene	PVC DR28	PVC DR35	SIZE	25mm	125mm	125mm	COLOUR	Blue	White	Green	DEPTH @ MAIN	1.86m	3.21m	✓	DEPTH @ ST. LINE	1.94m	2.81m	✓	ELEV @ MAIN	106.88	105.48	✓	ELEV @ ST. LINE	106.98	106.11	✓	MAIN SIZE	250mm	200mm	375mm	<p><b>PRIVATE</b></p> <table border="1" style="width:100%; border-collapse: collapse;"> <thead> <tr> <th></th> <th>Water</th> <th>Sanitary</th> <th>Storm</th> </tr> </thead> <tbody> <tr><td>LENGTH</td><td></td><td></td><td></td></tr> <tr><td>MATERIAL</td><td></td><td></td><td></td></tr> <tr><td>SIZE</td><td></td><td></td><td></td></tr> <tr><td>COLOUR</td><td></td><td></td><td></td></tr> <tr><td>DEPTH @ ST. LINE</td><td></td><td></td><td></td></tr> <tr><td>DEPTH @ BLDG</td><td></td><td></td><td></td></tr> </tbody> </table> <p>         Contractor _____          Inspected By _____          Date _____       </p> <p>         Sanitary Type    Pressurized <input type="checkbox"/>    <input type="checkbox"/> Gravity          Private Lift        Lift: <input type="checkbox"/>    <input type="checkbox"/> Distance          Station Info.       </p> <p>         Insulation                    <input type="checkbox"/> Yes    <input type="checkbox"/> No          Rock                            <input type="checkbox"/> Yes    <input type="checkbox"/> No          Clay Plug                      <input type="checkbox"/> Yes    <input type="checkbox"/> No          Foundation Drain Connected <input type="checkbox"/> Yes    <input type="checkbox"/> No          Rain Leaders Connected    <input type="checkbox"/> Yes    <input type="checkbox"/> No          Trace Wire                    <input type="checkbox"/> Yes    <input type="checkbox"/> No          Sound Check                 <input type="checkbox"/> Yes    <input type="checkbox"/> No       </p>		Water	Sanitary	Storm	LENGTH				MATERIAL				SIZE				COLOUR				DEPTH @ ST. LINE				DEPTH @ BLDG			
	Water	Sanitary	Storm																																																																		
LENGTH	9.47m	9.29m	✓																																																																		
MATERIAL	Polyethylene	PVC DR28	PVC DR35																																																																		
SIZE	25mm	125mm	125mm																																																																		
COLOUR	Blue	White	Green																																																																		
DEPTH @ MAIN	1.86m	3.21m	✓																																																																		
DEPTH @ ST. LINE	1.94m	2.81m	✓																																																																		
ELEV @ MAIN	106.88	105.48	✓																																																																		
ELEV @ ST. LINE	106.98	106.11	✓																																																																		
MAIN SIZE	250mm	200mm	375mm																																																																		
	Water	Sanitary	Storm																																																																		
LENGTH																																																																					
MATERIAL																																																																					
SIZE																																																																					
COLOUR																																																																					
DEPTH @ ST. LINE																																																																					
DEPTH @ BLDG																																																																					
<p>         Curb Stop To:          UP32 = 17.9m          UP34 = 14.9m          Corp Stop To:          UP32 = 19.3m          UP34 = 16.2m          San End To:          UP32 = 18.0m          UP34 = 15.5m       </p> 	<p style="text-align: center;"><b>PRIVATE</b></p> <p style="text-align: center; font-size: 2em;">TH6B</p> <hr/> <p style="text-align: center; font-size: 2em;">TH6C</p> <hr/> <p style="text-align: center; font-size: 2em;">TH6D</p> <hr/> <p style="text-align: center; font-size: 2em;">TH6E</p> <p style="text-align: right;">SEE BACK FOR ADDITIONAL NOTES →</p>																																																																				


	<p><b>HALIFAX WATER</b> SERVICE LATERAL INFORMATION SHEET</p>	Street <u>Cabernet Court</u> Lot <u>TH6D</u> Civic _____	SLID# _____																																																																		
<p><b>PUBLIC</b></p> <table border="1" style="width:100%; border-collapse: collapse;"> <thead> <tr> <th></th> <th>Water</th> <th>Sanitary</th> <th>Storm</th> </tr> </thead> <tbody> <tr> <td>LENGTH</td> <td>9.45m</td> <td>9.27m</td> <td>✓</td> </tr> <tr> <td>MATERIAL</td> <td>Polyethylene</td> <td>PVC DR28</td> <td>PVC DR35</td> </tr> <tr> <td>SIZE</td> <td>25mm</td> <td>125mm</td> <td>125mm</td> </tr> <tr> <td>COLOUR</td> <td>Blue</td> <td>White</td> <td>Green</td> </tr> <tr> <td>DEPTH @ MAIN</td> <td>1.9m</td> <td>3.3m</td> <td>✓</td> </tr> <tr> <td>DEPTH @ ST. LINE</td> <td>2.0m</td> <td>2.9m</td> <td>✓</td> </tr> <tr> <td>ELEV @ MAIN</td> <td>106.90</td> <td>105.49</td> <td>✓</td> </tr> <tr> <td>ELEV @ ST. LINE</td> <td>106.95</td> <td>106.09</td> <td>✓</td> </tr> <tr> <td>MAIN SIZE</td> <td>250 mm</td> <td>200mm</td> <td>375mm</td> </tr> </tbody> </table> <p>Contractor <u>Dexter Construction</u>          Inspected By <u>Trevor Carter - GENIVAR Inc.</u>          Date <u>April 2011</u>          Record Dwg. # <u>009109 - 006 001</u></p> <p>Insulation <input checked="" type="checkbox"/> Yes <input type="checkbox"/> No          Rock <input type="checkbox"/> Yes <input type="checkbox"/> No          Clay Plug <input type="checkbox"/> Yes <input type="checkbox"/> No          Trace Wire <input checked="" type="checkbox"/> Yes <input type="checkbox"/> No          Anode <input type="checkbox"/> Yes <input checked="" type="checkbox"/> No</p>		Water	Sanitary	Storm	LENGTH	9.45m	9.27m	✓	MATERIAL	Polyethylene	PVC DR28	PVC DR35	SIZE	25mm	125mm	125mm	COLOUR	Blue	White	Green	DEPTH @ MAIN	1.9m	3.3m	✓	DEPTH @ ST. LINE	2.0m	2.9m	✓	ELEV @ MAIN	106.90	105.49	✓	ELEV @ ST. LINE	106.95	106.09	✓	MAIN SIZE	250 mm	200mm	375mm	<p><b>PRIVATE</b></p> <table border="1" style="width:100%; border-collapse: collapse;"> <thead> <tr> <th></th> <th>Water</th> <th>Sanitary</th> <th>Storm</th> </tr> </thead> <tbody> <tr> <td>LENGTH</td> <td></td> <td></td> <td></td> </tr> <tr> <td>MATERIAL</td> <td></td> <td></td> <td></td> </tr> <tr> <td>SIZE</td> <td></td> <td></td> <td></td> </tr> <tr> <td>COLOUR</td> <td></td> <td></td> <td></td> </tr> <tr> <td>DEPTH @ ST. LINE</td> <td></td> <td></td> <td></td> </tr> <tr> <td>DEPTH @ BLDG</td> <td></td> <td></td> <td></td> </tr> </tbody> </table> <p>Contractor _____          Inspected By _____          Date _____</p> <p>Sanitary Type: Pressurized <input type="checkbox"/> Gravity <input type="checkbox"/>          Private Lift Station Info: Lift: <input type="checkbox"/> Distance <input type="checkbox"/></p> <p>Insulation: <input type="checkbox"/> Yes <input type="checkbox"/> No          Rock: <input type="checkbox"/> Yes <input type="checkbox"/> No          Clay Plug: <input type="checkbox"/> Yes <input type="checkbox"/> No          Foundation Drain Connected: <input type="checkbox"/> Yes <input type="checkbox"/> No          Rain Leaders Connected: <input type="checkbox"/> Yes <input type="checkbox"/> No          Trace Wire: <input type="checkbox"/> Yes <input type="checkbox"/> No          Sound Check: <input type="checkbox"/> Yes <input type="checkbox"/> No</p>		Water	Sanitary	Storm	LENGTH				MATERIAL				SIZE				COLOUR				DEPTH @ ST. LINE				DEPTH @ BLDG			
	Water	Sanitary	Storm																																																																		
LENGTH	9.45m	9.27m	✓																																																																		
MATERIAL	Polyethylene	PVC DR28	PVC DR35																																																																		
SIZE	25mm	125mm	125mm																																																																		
COLOUR	Blue	White	Green																																																																		
DEPTH @ MAIN	1.9m	3.3m	✓																																																																		
DEPTH @ ST. LINE	2.0m	2.9m	✓																																																																		
ELEV @ MAIN	106.90	105.49	✓																																																																		
ELEV @ ST. LINE	106.95	106.09	✓																																																																		
MAIN SIZE	250 mm	200mm	375mm																																																																		
	Water	Sanitary	Storm																																																																		
LENGTH																																																																					
MATERIAL																																																																					
SIZE																																																																					
COLOUR																																																																					
DEPTH @ ST. LINE																																																																					
DEPTH @ BLDG																																																																					
<p>Curb Stop To: UP32 = 18.4m UP34 = 14.4m</p> <p>Corp Stop To: UP32 = 19.8m UP34 = 15.7m</p> <p>San End To: UP32 = 19.1m UP34 = 14.4m</p>																																																																					
	SEE BACK FOR ADDITIONAL NOTES →																																																																				



	<b>HALIFAX WATER</b> SERVICE LATERAL INFORMATION SHEET	Street <u>Cabernet Court</u> Lot <u>TH6E</u> Civic _____																																																																			
		SLID# _____																																																																			
<p><b>PUBLIC</b></p> <table border="1" style="width:100%; border-collapse: collapse;"> <thead> <tr> <th></th> <th>Water</th> <th>Sanitary</th> <th>Storm</th> </tr> </thead> <tbody> <tr> <td>LENGTH</td> <td>9.34 m</td> <td>9.28 m</td> <td>—</td> </tr> <tr> <td>MATERIAL</td> <td>Polyethylene</td> <td>PVC DR28</td> <td>PVC DR35</td> </tr> <tr> <td>SIZE</td> <td>25mm</td> <td>125mm</td> <td>125mm</td> </tr> <tr> <td>COLOUR</td> <td>Blue</td> <td>White</td> <td>Green</td> </tr> <tr> <td>DEPTH @ MAIN</td> <td>1.80 m</td> <td>3.28 m</td> <td>—</td> </tr> <tr> <td>DEPTH @ ST. LINE</td> <td>1.81 m</td> <td>2.9 m</td> <td>—</td> </tr> <tr> <td>ELEV @ MAIN</td> <td>107.08</td> <td>105.60</td> <td>—</td> </tr> <tr> <td>ELEV @ ST. LINE</td> <td>107.30</td> <td>106.20</td> <td>—</td> </tr> <tr> <td>MAIN SIZE</td> <td>250mm</td> <td>200mm</td> <td>375mm</td> </tr> </tbody> </table> <p>Contractor <u>Dexter Construction</u>                  Inspected By <u>Trevor Carter - GENIVAR Inc.</u>                  Date <u>April 2011</u>                  Record Dwg. # <u>D09109-006 001</u></p> <p>                 Insulation <input checked="" type="checkbox"/> Yes <input type="checkbox"/> No                  Rock <input type="checkbox"/> Yes <input type="checkbox"/> No                  Clay Plug <input type="checkbox"/> Yes <input type="checkbox"/> No                  Trace Wire <input checked="" type="checkbox"/> Yes <input type="checkbox"/> No                  Anode <input type="checkbox"/> Yes <input checked="" type="checkbox"/> No             </p>		Water	Sanitary	Storm	LENGTH	9.34 m	9.28 m	—	MATERIAL	Polyethylene	PVC DR28	PVC DR35	SIZE	25mm	125mm	125mm	COLOUR	Blue	White	Green	DEPTH @ MAIN	1.80 m	3.28 m	—	DEPTH @ ST. LINE	1.81 m	2.9 m	—	ELEV @ MAIN	107.08	105.60	—	ELEV @ ST. LINE	107.30	106.20	—	MAIN SIZE	250mm	200mm	375mm	<p><b>PRIVATE</b></p> <table border="1" style="width:100%; border-collapse: collapse;"> <thead> <tr> <th></th> <th>Water</th> <th>Sanitary</th> <th>Storm</th> </tr> </thead> <tbody> <tr> <td>LENGTH</td> <td></td> <td></td> <td></td> </tr> <tr> <td>MATERIAL</td> <td></td> <td></td> <td></td> </tr> <tr> <td>SIZE</td> <td></td> <td></td> <td></td> </tr> <tr> <td>COLOUR</td> <td></td> <td></td> <td></td> </tr> <tr> <td>DEPTH @ ST. LINE</td> <td></td> <td></td> <td></td> </tr> <tr> <td>DEPTH @ BLDG</td> <td></td> <td></td> <td></td> </tr> </tbody> </table> <p>Contractor _____                  Inspected By _____                  Date _____</p> <p>Sanitary Type    Pressurized <input type="checkbox"/>    <input type="checkbox"/> Gravity                  Private Lift    Lift: <input type="checkbox"/>    <input type="checkbox"/> Distance                  Station Info.</p> <p>                 Insulation    <input type="checkbox"/> Yes <input type="checkbox"/> No                  Rock    <input type="checkbox"/> Yes <input type="checkbox"/> No                  Clay Plug    <input type="checkbox"/> Yes <input type="checkbox"/> No                  Foundation Drain Connected    <input type="checkbox"/> Yes <input type="checkbox"/> No                  Rain Leaders Connected    <input type="checkbox"/> Yes <input type="checkbox"/> No                  Trace Wire    <input type="checkbox"/> Yes <input type="checkbox"/> No                  Sound Check    <input type="checkbox"/> Yes <input type="checkbox"/> No             </p>		Water	Sanitary	Storm	LENGTH				MATERIAL				SIZE				COLOUR				DEPTH @ ST. LINE				DEPTH @ BLDG			
	Water	Sanitary	Storm																																																																		
LENGTH	9.34 m	9.28 m	—																																																																		
MATERIAL	Polyethylene	PVC DR28	PVC DR35																																																																		
SIZE	25mm	125mm	125mm																																																																		
COLOUR	Blue	White	Green																																																																		
DEPTH @ MAIN	1.80 m	3.28 m	—																																																																		
DEPTH @ ST. LINE	1.81 m	2.9 m	—																																																																		
ELEV @ MAIN	107.08	105.60	—																																																																		
ELEV @ ST. LINE	107.30	106.20	—																																																																		
MAIN SIZE	250mm	200mm	375mm																																																																		
	Water	Sanitary	Storm																																																																		
LENGTH																																																																					
MATERIAL																																																																					
SIZE																																																																					
COLOUR																																																																					
DEPTH @ ST. LINE																																																																					
DEPTH @ BLDG																																																																					
<p><b>PUBLIC</b></p>  <p>                 250mm water                  200mm Sanitary                  375mm Storm             </p> <p>                 Curb Stop To:                  UP32 = 30.6m                  UP34 = 3.0m             </p> <p>                 Corp Stop To:                  UP32 = 31.7m                  UP34 = 7.2m             </p> <p>                 San End To:                  UP32 = 29.2m                  UP34 = 5.5m             </p>		<p><b>PRIVATE</b></p> <p>TH6C</p> <p>TH6D</p> <p>TH6E</p>																																																																			
		SEE BACK FOR ADDITIONAL NOTES →																																																																			


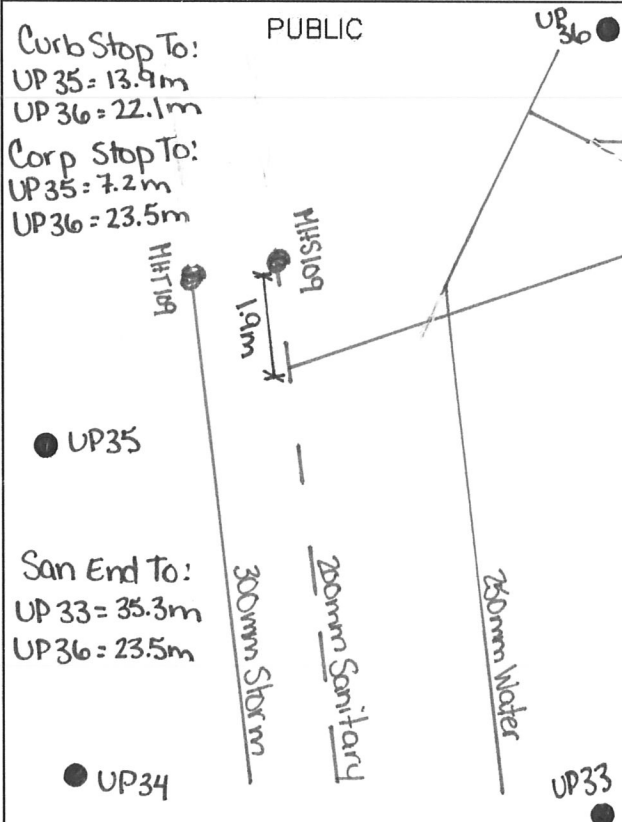
	<b>HALIFAX WATER</b> <b>SERVICE LATERAL INFORMATION SHEET</b>	Street <u>Cabernet Court</u> Lot <u>TH7A</u> Civic _____																																																																			
		SLID# _____																																																																			
<b>PUBLIC</b> <table border="1" style="width:100%; border-collapse: collapse; margin-top: 10px;"> <thead> <tr> <th></th> <th style="text-align: center;">Water</th> <th style="text-align: center;">Sanitary</th> <th style="text-align: center;">Storm</th> </tr> </thead> <tbody> <tr> <td>LENGTH</td> <td style="text-align: center;">9.49m</td> <td style="text-align: center;">10.39m</td> <td style="text-align: center;">8.99m</td> </tr> <tr> <td>MATERIAL</td> <td style="text-align: center;">Polyethylene</td> <td style="text-align: center;">PVC DR28</td> <td style="text-align: center;">PVC DR35</td> </tr> <tr> <td>SIZE</td> <td style="text-align: center;">25mm</td> <td style="text-align: center;">125mm</td> <td style="text-align: center;">125mm</td> </tr> <tr> <td>COLOUR</td> <td style="text-align: center;">Blue</td> <td style="text-align: center;">White</td> <td style="text-align: center;">Green</td> </tr> <tr> <td>DEPTH @ MAIN</td> <td style="text-align: center;">1.88m</td> <td style="text-align: center;">3.10m</td> <td style="text-align: center;">3.10m</td> </tr> <tr> <td>DEPTH @ ST. LINE</td> <td style="text-align: center;">1.78m</td> <td style="text-align: center;">2.31m</td> <td style="text-align: center;">2.31m</td> </tr> <tr> <td>ELEV @ MAIN</td> <td style="text-align: center;">107.00</td> <td style="text-align: center;">105.78</td> <td style="text-align: center;">105.78</td> </tr> <tr> <td>ELEV @ ST. LINE</td> <td style="text-align: center;">107.31</td> <td style="text-align: center;">106.77</td> <td style="text-align: center;">106.78</td> </tr> <tr> <td>MAIN SIZE</td> <td style="text-align: center;">250mm</td> <td style="text-align: center;">200mm</td> <td style="text-align: center;">300mm</td> </tr> </tbody> </table> <p>Contractor <u>Dexter Construction</u>          Inspected By <u>Trevor Carter - GENIVAR Inc.</u>          Date <u>April 2011</u>          Record Dwg. # <u>DB9109-006 001</u></p> <p>         Insulation <input checked="" type="checkbox"/> Yes <input type="checkbox"/> No          Rock <input type="checkbox"/> Yes <input type="checkbox"/> No          Clay Plug <input type="checkbox"/> Yes <input type="checkbox"/> No          Trace Wire <input checked="" type="checkbox"/> Yes <input type="checkbox"/> No          Anode <input type="checkbox"/> Yes <input checked="" type="checkbox"/> No       </p>		Water	Sanitary	Storm	LENGTH	9.49m	10.39m	8.99m	MATERIAL	Polyethylene	PVC DR28	PVC DR35	SIZE	25mm	125mm	125mm	COLOUR	Blue	White	Green	DEPTH @ MAIN	1.88m	3.10m	3.10m	DEPTH @ ST. LINE	1.78m	2.31m	2.31m	ELEV @ MAIN	107.00	105.78	105.78	ELEV @ ST. LINE	107.31	106.77	106.78	MAIN SIZE	250mm	200mm	300mm	<b>PRIVATE</b> <table border="1" style="width:100%; border-collapse: collapse; margin-top: 10px;"> <thead> <tr> <th></th> <th style="text-align: center;">Water</th> <th style="text-align: center;">Sanitary</th> <th style="text-align: center;">Storm</th> </tr> </thead> <tbody> <tr><td>LENGTH</td><td></td><td></td><td></td></tr> <tr><td>MATERIAL</td><td></td><td></td><td></td></tr> <tr><td>SIZE</td><td></td><td></td><td></td></tr> <tr><td>COLOUR</td><td></td><td></td><td></td></tr> <tr><td>DEPTH @ ST. LINE</td><td></td><td></td><td></td></tr> <tr><td>DEPTH @ BLDG</td><td></td><td></td><td></td></tr> </tbody> </table> <p>         Contractor _____          Inspected By _____          Date _____       </p> <p>         Sanitary Type Pressurized <input type="checkbox"/> Gravity <input type="checkbox"/>          Private Lift Station Info. Lift: <input type="checkbox"/> Distance <input type="checkbox"/>          Insulation <input type="checkbox"/> Yes <input type="checkbox"/> No          Rock <input type="checkbox"/> Yes <input type="checkbox"/> No          Clay Plug <input type="checkbox"/> Yes <input type="checkbox"/> No          Foundation Drain Connected <input type="checkbox"/> Yes <input type="checkbox"/> No          Rain Leaders Connected <input type="checkbox"/> Yes <input type="checkbox"/> No          Trace Wire <input type="checkbox"/> Yes <input type="checkbox"/> No          Sound Check <input type="checkbox"/> Yes <input type="checkbox"/> No       </p>		Water	Sanitary	Storm	LENGTH				MATERIAL				SIZE				COLOUR				DEPTH @ ST. LINE				DEPTH @ BLDG			
	Water	Sanitary	Storm																																																																		
LENGTH	9.49m	10.39m	8.99m																																																																		
MATERIAL	Polyethylene	PVC DR28	PVC DR35																																																																		
SIZE	25mm	125mm	125mm																																																																		
COLOUR	Blue	White	Green																																																																		
DEPTH @ MAIN	1.88m	3.10m	3.10m																																																																		
DEPTH @ ST. LINE	1.78m	2.31m	2.31m																																																																		
ELEV @ MAIN	107.00	105.78	105.78																																																																		
ELEV @ ST. LINE	107.31	106.77	106.78																																																																		
MAIN SIZE	250mm	200mm	300mm																																																																		
	Water	Sanitary	Storm																																																																		
LENGTH																																																																					
MATERIAL																																																																					
SIZE																																																																					
COLOUR																																																																					
DEPTH @ ST. LINE																																																																					
DEPTH @ BLDG																																																																					
 <p> <b>PUBLIC</b>          UP33          UP34          UP35          250mm Water          200mm Sanitary          300mm Storm       </p> <p>         Curb Stop To:          UP34 = 11.2m          UP35 = 27.4m          Corp Stop To:          UP34 = 12.2m          UP35 = 27.0m          San End To:          UP34 = 13.6m          UP35 = 26.0m       </p>	<b>PRIVATE</b> TH7A TH7B TH7C																																																																				
		SEE BACK FOR ADDITIONAL NOTES →																																																																			


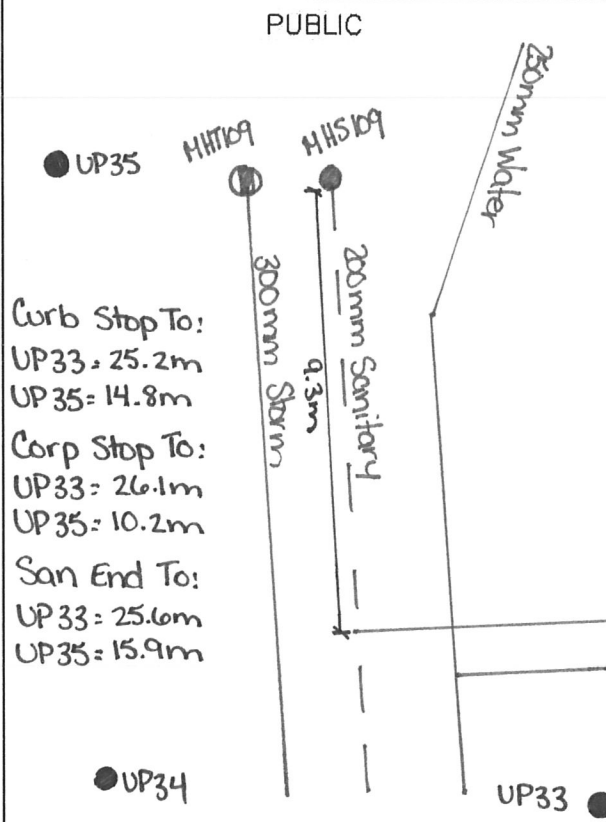



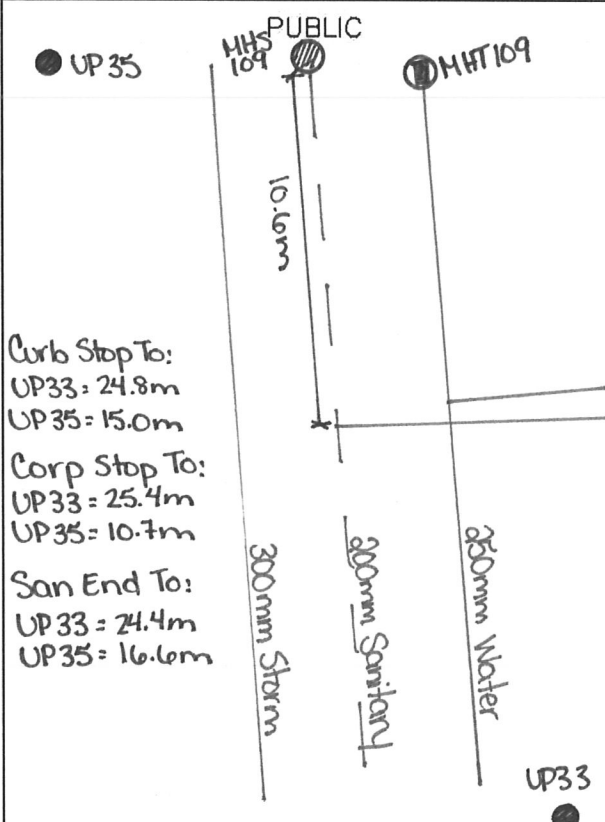
	<b>HALIFAX WATER</b> <b>SERVICE LATERAL INFORMATION SHEET</b>	Street <u>Cabernet Court</u> Lot <u>TH7B</u> Civic _____																																																																				
<p style="text-align: center;"><b>PUBLIC</b></p> <table border="1" style="width:100%; border-collapse: collapse;"> <thead> <tr> <th></th> <th>Water</th> <th>Sanitary</th> <th>Storm</th> </tr> </thead> <tbody> <tr> <td>LENGTH</td> <td>9.46m</td> <td>10.47m</td> <td>✓</td> </tr> <tr> <td>MATERIAL</td> <td>Polyethylene</td> <td>PVC DR28</td> <td>PVC DR35</td> </tr> <tr> <td>SIZE</td> <td>25mm</td> <td>125mm</td> <td>125mm</td> </tr> <tr> <td>COLOUR</td> <td>Blue</td> <td>White</td> <td>Green</td> </tr> <tr> <td>DEPTH @ MAIN</td> <td>1.83m</td> <td>2.94m</td> <td>✓</td> </tr> <tr> <td>DEPTH @ ST. LINE</td> <td>1.77m</td> <td>2.30m</td> <td>✓</td> </tr> <tr> <td>ELEV @ MAIN</td> <td>106.95</td> <td>105.85</td> <td>✓</td> </tr> <tr> <td>ELEV @ ST. LINE</td> <td>107.05</td> <td>106.72</td> <td>✓</td> </tr> <tr> <td>MAIN SIZE</td> <td>250mm</td> <td>200mm</td> <td>300mm</td> </tr> </tbody> </table> <p>Contractor <u>Dexter Construction</u>          Inspected By <u>Trevor Carter - GENIVAR Inc.</u>          Date <u>April 2011</u>          Record Dwg. # <u>109109-000 001</u></p> <p>         Insulation <input checked="" type="checkbox"/> Yes <input type="checkbox"/> No          Rock <input type="checkbox"/> Yes <input type="checkbox"/> No          Clay Plug <input type="checkbox"/> Yes <input type="checkbox"/> No          Trace Wire <input checked="" type="checkbox"/> Yes <input type="checkbox"/> No          Anode <input type="checkbox"/> Yes <input checked="" type="checkbox"/> No       </p>			Water	Sanitary	Storm	LENGTH	9.46m	10.47m	✓	MATERIAL	Polyethylene	PVC DR28	PVC DR35	SIZE	25mm	125mm	125mm	COLOUR	Blue	White	Green	DEPTH @ MAIN	1.83m	2.94m	✓	DEPTH @ ST. LINE	1.77m	2.30m	✓	ELEV @ MAIN	106.95	105.85	✓	ELEV @ ST. LINE	107.05	106.72	✓	MAIN SIZE	250mm	200mm	300mm	<p style="text-align: center;"><b>PRIVATE</b></p> <table border="1" style="width:100%; border-collapse: collapse;"> <thead> <tr> <th></th> <th>Water</th> <th>Sanitary</th> <th>Storm</th> </tr> </thead> <tbody> <tr><td>LENGTH</td><td></td><td></td><td></td></tr> <tr><td>MATERIAL</td><td></td><td></td><td></td></tr> <tr><td>SIZE</td><td></td><td></td><td></td></tr> <tr><td>COLOUR</td><td></td><td></td><td></td></tr> <tr><td>DEPTH @ ST. LINE</td><td></td><td></td><td></td></tr> <tr><td>DEPTH @ BLDG</td><td></td><td></td><td></td></tr> </tbody> </table> <p>         Contractor _____          Inspected By _____          Date _____       </p> <p>Sanitary Type    Pressurized <input type="checkbox"/>    Gravity <input type="checkbox"/>          Private Lift    Lift: <input type="checkbox"/>    Distance <input type="checkbox"/>          Station Info.</p> <p>         Insulation    <input type="checkbox"/> Yes <input type="checkbox"/> No          Rock    <input type="checkbox"/> Yes <input type="checkbox"/> No          Clay Plug    <input type="checkbox"/> Yes <input type="checkbox"/> No          Foundation Drain Connected    <input type="checkbox"/> Yes <input type="checkbox"/> No          Rain Leaders Connected    <input type="checkbox"/> Yes <input type="checkbox"/> No          Trace Wire    <input type="checkbox"/> Yes <input type="checkbox"/> No          Sound Check    <input type="checkbox"/> Yes <input type="checkbox"/> No       </p>		Water	Sanitary	Storm	LENGTH				MATERIAL				SIZE				COLOUR				DEPTH @ ST. LINE				DEPTH @ BLDG			
	Water	Sanitary	Storm																																																																			
LENGTH	9.46m	10.47m	✓																																																																			
MATERIAL	Polyethylene	PVC DR28	PVC DR35																																																																			
SIZE	25mm	125mm	125mm																																																																			
COLOUR	Blue	White	Green																																																																			
DEPTH @ MAIN	1.83m	2.94m	✓																																																																			
DEPTH @ ST. LINE	1.77m	2.30m	✓																																																																			
ELEV @ MAIN	106.95	105.85	✓																																																																			
ELEV @ ST. LINE	107.05	106.72	✓																																																																			
MAIN SIZE	250mm	200mm	300mm																																																																			
	Water	Sanitary	Storm																																																																			
LENGTH																																																																						
MATERIAL																																																																						
SIZE																																																																						
COLOUR																																																																						
DEPTH @ ST. LINE																																																																						
DEPTH @ BLDG																																																																						
<p style="text-align: center;"><b>PUBLIC</b></p>  <p>         Curb Stop To:          UP34 = 22.6m          UP35 = 15.9m          Corp Stop To:          UP34 = 22.5m          UP35 = 16.2m          San End To:          UP34 = 22.9m          UP35 = 16.9m       </p>		<p style="text-align: center;"><b>PRIVATE</b></p> <p style="text-align: center;">TH7A</p> <hr/> <p style="text-align: center;">TH7B</p> <hr/> <p style="text-align: center;">TH7C</p> <hr/> <p style="text-align: center;">TH7D</p> <p style="text-align: right;">SEE BACK FOR ADDITIONAL NOTES →</p>																																																																				



	<b>HALIFAX WATER</b> SERVICE LATERAL INFORMATION SHEET	Street <u>Cabernet Court</u> Lot <u>TH 7C</u> Civic _____																																																																			
		SLID# _____																																																																			
<p><b>PUBLIC</b></p> <table border="1" style="width:100%; border-collapse: collapse;"> <thead> <tr> <th></th> <th>Water</th> <th>Sanitary</th> <th>Storm</th> </tr> </thead> <tbody> <tr> <td>LENGTH</td> <td>9.44m</td> <td>10.23m</td> <td>—</td> </tr> <tr> <td>MATERIAL</td> <td>Polyethylene</td> <td>PVC DR28</td> <td>PVC DR35</td> </tr> <tr> <td>SIZE</td> <td>25mm</td> <td>125mm</td> <td>125mm</td> </tr> <tr> <td>COLOUR</td> <td>Blue</td> <td>White</td> <td>Green</td> </tr> <tr> <td>DEPTH @ MAIN</td> <td>1.85m</td> <td>2.91m</td> <td>—</td> </tr> <tr> <td>DEPTH @ ST. LINE</td> <td>1.76m</td> <td>2.32m</td> <td>—</td> </tr> <tr> <td>ELEV @ MAIN</td> <td>106.92</td> <td>105.86</td> <td>—</td> </tr> <tr> <td>ELEV @ ST. LINE</td> <td>107.26</td> <td>106.40</td> <td>—</td> </tr> <tr> <td>MAIN SIZE</td> <td>250mm</td> <td>200mm</td> <td>300mm</td> </tr> </tbody> </table> <p>Contractor <u>Dexter Construction</u>          Inspected By <u>Trevor Carter - GENIVAR Inc.</u>          Date <u>April 2011</u>          Record Dwg. # <u>DS9109 - 006 001</u></p> <p> <input checked="" type="checkbox"/> Insulation Yes    <input type="checkbox"/> No  <input type="checkbox"/> Rock Yes    <input type="checkbox"/> No  <input type="checkbox"/> Clay Plug Yes    <input type="checkbox"/> No  <input checked="" type="checkbox"/> Trace Wire Yes    <input type="checkbox"/> No  <input type="checkbox"/> Anode Yes    <input checked="" type="checkbox"/> No       </p>		Water	Sanitary	Storm	LENGTH	9.44m	10.23m	—	MATERIAL	Polyethylene	PVC DR28	PVC DR35	SIZE	25mm	125mm	125mm	COLOUR	Blue	White	Green	DEPTH @ MAIN	1.85m	2.91m	—	DEPTH @ ST. LINE	1.76m	2.32m	—	ELEV @ MAIN	106.92	105.86	—	ELEV @ ST. LINE	107.26	106.40	—	MAIN SIZE	250mm	200mm	300mm	<p><b>PRIVATE</b></p> <table border="1" style="width:100%; border-collapse: collapse;"> <thead> <tr> <th></th> <th>Water</th> <th>Sanitary</th> <th>Storm</th> </tr> </thead> <tbody> <tr><td>LENGTH</td><td></td><td></td><td></td></tr> <tr><td>MATERIAL</td><td></td><td></td><td></td></tr> <tr><td>SIZE</td><td></td><td></td><td></td></tr> <tr><td>COLOUR</td><td></td><td></td><td></td></tr> <tr><td>DEPTH @ ST. LINE</td><td></td><td></td><td></td></tr> <tr><td>DEPTH @ BLDG</td><td></td><td></td><td></td></tr> </tbody> </table> <p>Contractor _____          Inspected By _____          Date _____</p> <p>Sanitary Type    Pressurized <input type="checkbox"/>    Gravity <input type="checkbox"/>          Private Lift    Lift: <input type="checkbox"/>    Distance <input type="checkbox"/>          Station Info.</p> <p>Insulation    <input type="checkbox"/> Yes    <input type="checkbox"/> No          Rock    <input type="checkbox"/> Yes    <input type="checkbox"/> No          Clay Plug    <input type="checkbox"/> Yes    <input type="checkbox"/> No          Foundation Drain Connected    <input type="checkbox"/> Yes    <input type="checkbox"/> No          Rain Leaders Connected    <input type="checkbox"/> Yes    <input type="checkbox"/> No          Trace Wire    <input type="checkbox"/> Yes    <input type="checkbox"/> No          Sound Check    <input type="checkbox"/> Yes    <input type="checkbox"/> No       </p>		Water	Sanitary	Storm	LENGTH				MATERIAL				SIZE				COLOUR				DEPTH @ ST. LINE				DEPTH @ BLDG			
	Water	Sanitary	Storm																																																																		
LENGTH	9.44m	10.23m	—																																																																		
MATERIAL	Polyethylene	PVC DR28	PVC DR35																																																																		
SIZE	25mm	125mm	125mm																																																																		
COLOUR	Blue	White	Green																																																																		
DEPTH @ MAIN	1.85m	2.91m	—																																																																		
DEPTH @ ST. LINE	1.76m	2.32m	—																																																																		
ELEV @ MAIN	106.92	105.86	—																																																																		
ELEV @ ST. LINE	107.26	106.40	—																																																																		
MAIN SIZE	250mm	200mm	300mm																																																																		
	Water	Sanitary	Storm																																																																		
LENGTH																																																																					
MATERIAL																																																																					
SIZE																																																																					
COLOUR																																																																					
DEPTH @ ST. LINE																																																																					
DEPTH @ BLDG																																																																					
<p>● UP33    PUBLIC    MHT 108    ● UP34</p> <p>         Curb Stop To:          UP34 = 23.2m          UP35 = 15.4m          Corp Stop To:          UP34 = 23.1m          UP35 = 15.6m          San End To:          UP34 = 23.9m          UP35 = 15.8m       </p> <p>         250mm Water          200mm Sanitary          300mm Storm       </p>		<p style="text-align: center;">PRIVATE</p> <p style="text-align: center; font-size: 2em;">TH7B</p> <hr/> <p style="text-align: center; font-size: 2em;">TH7C</p> <hr/> <p style="text-align: center; font-size: 2em;">TH7D</p> <hr/> <p style="text-align: center;">● UP35</p>																																																																			
		SEE BACK FOR ADDITIONAL NOTES →																																																																			


	<p><b>HALIFAX WATER</b> SERVICE LATERAL INFORMATION SHEET</p>	<p>Street <u>Cabernet Court</u> Lot <u>TH7D</u> Civic _____</p>																																																																			
		SLID# _____																																																																			
<p><b>PUBLIC</b></p> <table border="1" style="width:100%; border-collapse: collapse;"> <thead> <tr> <th></th> <th>Water</th> <th>Sanitary</th> <th>Storm</th> </tr> </thead> <tbody> <tr> <td>LENGTH</td> <td>7.55m</td> <td></td> <td>—</td> </tr> <tr> <td>MATERIAL</td> <td>Polyethylene</td> <td>PVC DR28</td> <td>PVC DR35</td> </tr> <tr> <td>SIZE</td> <td>25mm</td> <td>125mm</td> <td>125mm</td> </tr> <tr> <td>COLOUR</td> <td>Blue</td> <td>White</td> <td>Green</td> </tr> <tr> <td>DEPTH @ MAIN</td> <td>1.72m</td> <td>2.7m</td> <td>—</td> </tr> <tr> <td>DEPTH @ ST. LINE</td> <td>1.82m</td> <td>2.4m</td> <td>—</td> </tr> <tr> <td>ELEV @ MAIN</td> <td>106.92</td> <td>105.96</td> <td>—</td> </tr> <tr> <td>ELEV @ ST. LINE</td> <td>107.12</td> <td>106.5</td> <td>—</td> </tr> <tr> <td>MAIN SIZE</td> <td>250mm</td> <td>200mm</td> <td>300mm</td> </tr> </tbody> </table> <p>Contractor <u>Dexter Construction</u> Inspected By <u>Trevor Carter - GENIVAR Inc.</u> Date <u>April 2011</u> Record Dwg. # <u>D091109-006 001</u></p> <p>Insulation <input checked="" type="checkbox"/> Yes <input type="checkbox"/> No Rock <input type="checkbox"/> Yes <input type="checkbox"/> No Clay Plug <input type="checkbox"/> Yes <input type="checkbox"/> No Trace Wire <input checked="" type="checkbox"/> Yes <input type="checkbox"/> No Anode <input type="checkbox"/> Yes <input checked="" type="checkbox"/> No</p>		Water	Sanitary	Storm	LENGTH	7.55m		—	MATERIAL	Polyethylene	PVC DR28	PVC DR35	SIZE	25mm	125mm	125mm	COLOUR	Blue	White	Green	DEPTH @ MAIN	1.72m	2.7m	—	DEPTH @ ST. LINE	1.82m	2.4m	—	ELEV @ MAIN	106.92	105.96	—	ELEV @ ST. LINE	107.12	106.5	—	MAIN SIZE	250mm	200mm	300mm	<p><b>PRIVATE</b></p> <table border="1" style="width:100%; border-collapse: collapse;"> <thead> <tr> <th></th> <th>Water</th> <th>Sanitary</th> <th>Storm</th> </tr> </thead> <tbody> <tr> <td>LENGTH</td> <td></td> <td></td> <td></td> </tr> <tr> <td>MATERIAL</td> <td></td> <td></td> <td></td> </tr> <tr> <td>SIZE</td> <td></td> <td></td> <td></td> </tr> <tr> <td>COLOUR</td> <td></td> <td></td> <td></td> </tr> <tr> <td>DEPTH @ ST. LINE</td> <td></td> <td></td> <td></td> </tr> <tr> <td>DEPTH @ BLDG</td> <td></td> <td></td> <td></td> </tr> </tbody> </table> <p>Contractor _____ Inspected By _____ Date _____</p> <p>Sanitary Type. Pressurized <input type="checkbox"/> Gravity <input type="checkbox"/> Private Lift Station Info. Lift: <input type="checkbox"/> Distance <input type="checkbox"/></p> <p>Insulation <input type="checkbox"/> Yes <input type="checkbox"/> No Rock <input type="checkbox"/> Yes <input type="checkbox"/> No Clay Plug <input type="checkbox"/> Yes <input type="checkbox"/> No Foundation Drain Connected <input type="checkbox"/> Yes <input type="checkbox"/> No Rain Leaders Connected <input type="checkbox"/> Yes <input type="checkbox"/> No Trace Wire <input type="checkbox"/> Yes <input type="checkbox"/> No Sound Check <input type="checkbox"/> Yes <input type="checkbox"/> No</p>		Water	Sanitary	Storm	LENGTH				MATERIAL				SIZE				COLOUR				DEPTH @ ST. LINE				DEPTH @ BLDG			
	Water	Sanitary	Storm																																																																		
LENGTH	7.55m		—																																																																		
MATERIAL	Polyethylene	PVC DR28	PVC DR35																																																																		
SIZE	25mm	125mm	125mm																																																																		
COLOUR	Blue	White	Green																																																																		
DEPTH @ MAIN	1.72m	2.7m	—																																																																		
DEPTH @ ST. LINE	1.82m	2.4m	—																																																																		
ELEV @ MAIN	106.92	105.96	—																																																																		
ELEV @ ST. LINE	107.12	106.5	—																																																																		
MAIN SIZE	250mm	200mm	300mm																																																																		
	Water	Sanitary	Storm																																																																		
LENGTH																																																																					
MATERIAL																																																																					
SIZE																																																																					
COLOUR																																																																					
DEPTH @ ST. LINE																																																																					
DEPTH @ BLDG																																																																					
<p><b>PUBLIC</b></p>  <p>UP34</p> <p>UP35</p> <p>29m</p> <p>300mm storm</p> <p>200mm sanitary</p> <p>250mm water main</p> <p>             Curb Stop To:              UP 34 = 34.8m              UP 35 = 4.4m              Comp Stop To:              UP 34 = 35.2m              UP 35 = 4.9m              San End To:              UP 34 = 34.7m              UP 35 = 6.1m         </p>	<p><b>PRIVATE</b></p> <p>TH7C</p> <p>TH7D</p>																																																																				
		SEE BACK FOR ADDITIONAL NOTES →																																																																			

	<p><b>HALIFAX WATER</b> SERVICE LATERAL INFORMATION SHEET</p>	<p>Street <u>Cabernet Court</u> Lot <u>TH8A</u> Civic _____</p>																																																																																																							
		SID# _____																																																																																																							
<p><b>PUBLIC</b></p> <table border="1" style="width:100%; border-collapse: collapse;"> <thead> <tr> <th></th> <th>Water</th> <th>Sanitary</th> <th>Storm</th> </tr> </thead> <tbody> <tr> <td>LENGTH</td> <td>7.62m</td> <td>11.41m</td> <td>—</td> </tr> <tr> <td>MATERIAL</td> <td>Polyethylene</td> <td>PVC DR28</td> <td>PVC DR35</td> </tr> <tr> <td>SIZE</td> <td>25mm</td> <td>125mm</td> <td>125mm</td> </tr> <tr> <td>COLOUR</td> <td>Blue</td> <td>White</td> <td>Green</td> </tr> <tr> <td>DEPTH @ MAIN</td> <td>1.82m</td> <td>2.67m</td> <td>—</td> </tr> <tr> <td>DEPTH @ ST. LINE</td> <td>1.80m</td> <td>2.37m</td> <td>—</td> </tr> <tr> <td>ELEV @ MAIN</td> <td>106.82</td> <td>105.97</td> <td>—</td> </tr> <tr> <td>ELEV @ ST. LINE</td> <td>107.05</td> <td>106.480</td> <td>—</td> </tr> <tr> <td>MAIN SIZE</td> <td>250mm</td> <td>200mm</td> <td>300mm</td> </tr> </tbody> </table> <p>Contractor <u>Dexter Construction</u> Inspected By <u>Trevor Carter - GENIVAR Inc.</u> Date <u>April 2011</u> Record Dwg. # <u>D09109-006 001</u></p> <table style="width:100%;"> <tr> <td>Insulation</td> <td><input checked="" type="checkbox"/> Yes</td> <td><input type="checkbox"/> No</td> </tr> <tr> <td>Rock</td> <td><input type="checkbox"/> Yes</td> <td><input type="checkbox"/> No</td> </tr> <tr> <td>Clay Plug</td> <td><input type="checkbox"/> Yes</td> <td><input type="checkbox"/> No</td> </tr> <tr> <td>Trace Wire</td> <td><input checked="" type="checkbox"/> Yes</td> <td><input type="checkbox"/> No</td> </tr> <tr> <td>Anode</td> <td><input type="checkbox"/> Yes</td> <td><input checked="" type="checkbox"/> No</td> </tr> </table>		Water	Sanitary	Storm	LENGTH	7.62m	11.41m	—	MATERIAL	Polyethylene	PVC DR28	PVC DR35	SIZE	25mm	125mm	125mm	COLOUR	Blue	White	Green	DEPTH @ MAIN	1.82m	2.67m	—	DEPTH @ ST. LINE	1.80m	2.37m	—	ELEV @ MAIN	106.82	105.97	—	ELEV @ ST. LINE	107.05	106.480	—	MAIN SIZE	250mm	200mm	300mm	Insulation	<input checked="" type="checkbox"/> Yes	<input type="checkbox"/> No	Rock	<input type="checkbox"/> Yes	<input type="checkbox"/> No	Clay Plug	<input type="checkbox"/> Yes	<input type="checkbox"/> No	Trace Wire	<input checked="" type="checkbox"/> Yes	<input type="checkbox"/> No	Anode	<input type="checkbox"/> Yes	<input checked="" type="checkbox"/> No	<p><b>PRIVATE</b></p> <table border="1" style="width:100%; border-collapse: collapse;"> <thead> <tr> <th></th> <th>Water</th> <th>Sanitary</th> <th>Storm</th> </tr> </thead> <tbody> <tr> <td>LENGTH</td> <td></td> <td></td> <td></td> </tr> <tr> <td>MATERIAL</td> <td></td> <td></td> <td></td> </tr> <tr> <td>SIZE</td> <td></td> <td></td> <td></td> </tr> <tr> <td>COLOUR</td> <td></td> <td></td> <td></td> </tr> <tr> <td>DEPTH @ ST. LINE</td> <td></td> <td></td> <td></td> </tr> <tr> <td>DEPTH @ BLDG</td> <td></td> <td></td> <td></td> </tr> </tbody> </table> <p>Contractor _____ Inspected By _____ Date _____</p> <p>Sanitary Type: Pressurized <input type="checkbox"/> Gravity <input type="checkbox"/> Private Lift Station Info: Lift: <input type="checkbox"/> Distance <input type="checkbox"/></p> <table style="width:100%;"> <tr> <td>Insulation</td> <td><input type="checkbox"/> Yes</td> <td><input type="checkbox"/> No</td> </tr> <tr> <td>Rock</td> <td><input type="checkbox"/> Yes</td> <td><input type="checkbox"/> No</td> </tr> <tr> <td>Clay Plug</td> <td><input type="checkbox"/> Yes</td> <td><input type="checkbox"/> No</td> </tr> <tr> <td>Foundation Drain Connected</td> <td><input type="checkbox"/> Yes</td> <td><input type="checkbox"/> No</td> </tr> <tr> <td>Rain Leaders Connected</td> <td><input type="checkbox"/> Yes</td> <td><input type="checkbox"/> No</td> </tr> <tr> <td>Trace Wire</td> <td><input type="checkbox"/> Yes</td> <td><input type="checkbox"/> No</td> </tr> <tr> <td>Sound Check</td> <td><input type="checkbox"/> Yes</td> <td><input type="checkbox"/> No</td> </tr> </table>		Water	Sanitary	Storm	LENGTH				MATERIAL				SIZE				COLOUR				DEPTH @ ST. LINE				DEPTH @ BLDG				Insulation	<input type="checkbox"/> Yes	<input type="checkbox"/> No	Rock	<input type="checkbox"/> Yes	<input type="checkbox"/> No	Clay Plug	<input type="checkbox"/> Yes	<input type="checkbox"/> No	Foundation Drain Connected	<input type="checkbox"/> Yes	<input type="checkbox"/> No	Rain Leaders Connected	<input type="checkbox"/> Yes	<input type="checkbox"/> No	Trace Wire	<input type="checkbox"/> Yes	<input type="checkbox"/> No	Sound Check	<input type="checkbox"/> Yes	<input type="checkbox"/> No
	Water	Sanitary	Storm																																																																																																						
LENGTH	7.62m	11.41m	—																																																																																																						
MATERIAL	Polyethylene	PVC DR28	PVC DR35																																																																																																						
SIZE	25mm	125mm	125mm																																																																																																						
COLOUR	Blue	White	Green																																																																																																						
DEPTH @ MAIN	1.82m	2.67m	—																																																																																																						
DEPTH @ ST. LINE	1.80m	2.37m	—																																																																																																						
ELEV @ MAIN	106.82	105.97	—																																																																																																						
ELEV @ ST. LINE	107.05	106.480	—																																																																																																						
MAIN SIZE	250mm	200mm	300mm																																																																																																						
Insulation	<input checked="" type="checkbox"/> Yes	<input type="checkbox"/> No																																																																																																							
Rock	<input type="checkbox"/> Yes	<input type="checkbox"/> No																																																																																																							
Clay Plug	<input type="checkbox"/> Yes	<input type="checkbox"/> No																																																																																																							
Trace Wire	<input checked="" type="checkbox"/> Yes	<input type="checkbox"/> No																																																																																																							
Anode	<input type="checkbox"/> Yes	<input checked="" type="checkbox"/> No																																																																																																							
	Water	Sanitary	Storm																																																																																																						
LENGTH																																																																																																									
MATERIAL																																																																																																									
SIZE																																																																																																									
COLOUR																																																																																																									
DEPTH @ ST. LINE																																																																																																									
DEPTH @ BLDG																																																																																																									
Insulation	<input type="checkbox"/> Yes	<input type="checkbox"/> No																																																																																																							
Rock	<input type="checkbox"/> Yes	<input type="checkbox"/> No																																																																																																							
Clay Plug	<input type="checkbox"/> Yes	<input type="checkbox"/> No																																																																																																							
Foundation Drain Connected	<input type="checkbox"/> Yes	<input type="checkbox"/> No																																																																																																							
Rain Leaders Connected	<input type="checkbox"/> Yes	<input type="checkbox"/> No																																																																																																							
Trace Wire	<input type="checkbox"/> Yes	<input type="checkbox"/> No																																																																																																							
Sound Check	<input type="checkbox"/> Yes	<input type="checkbox"/> No																																																																																																							
<p><b>PUBLIC</b></p> <p>Curb Stop To: UP 35 = 13.9m UP 36 = 22.1m</p> <p>Corp Stop To: UP 35 = 7.2m UP 36 = 23.5m</p> <p>San End To: UP 33 = 35.3m UP 36 = 23.5m</p> 	<p><b>PRIVATE</b></p> <p>TH8A</p> <p>TH8B</p> <p>TH8C</p> <p style="text-align: right;">SEE BACK FOR ADDITIONAL NOTES →</p>																																																																																																								


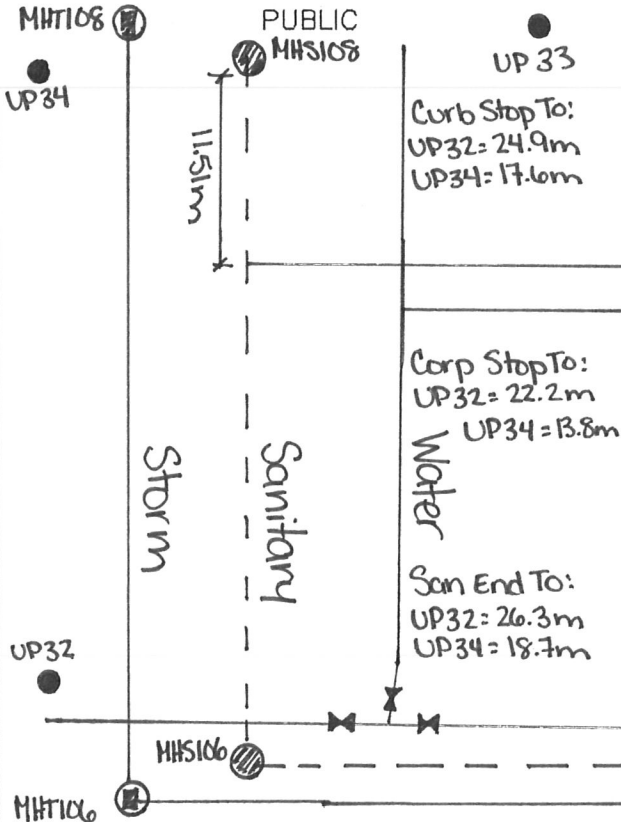
	<p><b>HALIFAX WATER</b> SERVICE LATERAL INFORMATION SHEET</p>	<p>Street <u>Cabernet Court</u> Lot <u>TH8B</u> Civic _____</p>																																																																			
		SLID# _____																																																																			
<p><b>PUBLIC</b></p> <table border="1" style="width:100%; border-collapse: collapse;"> <thead> <tr> <th></th> <th>Water</th> <th>Sanitary</th> <th>Storm</th> </tr> </thead> <tbody> <tr> <td>LENGTH</td> <td>6.54m</td> <td>9.39m</td> <td>✓</td> </tr> <tr> <td>MATERIAL</td> <td>Polyethylene</td> <td>PVC DR28</td> <td>PVC DR35</td> </tr> <tr> <td>SIZE</td> <td>25mm</td> <td>125mm</td> <td>125mm</td> </tr> <tr> <td>COLOUR</td> <td>Blue</td> <td>White</td> <td>Green</td> </tr> <tr> <td>DEPTH @ MAIN</td> <td>1.79m</td> <td>2.82m</td> <td>✓</td> </tr> <tr> <td>DEPTH @ ST. LINE</td> <td>1.71m</td> <td>2.31m</td> <td>✓</td> </tr> <tr> <td>ELEV @ MAIN</td> <td>106.93</td> <td>105.9</td> <td>✓</td> </tr> <tr> <td>ELEV @ ST. LINE</td> <td>107.21</td> <td>106.61</td> <td>✓</td> </tr> <tr> <td>MAIN SIZE</td> <td>250mm</td> <td>200mm</td> <td>300mm</td> </tr> </tbody> </table> <p>Contractor <u>Dexter Construction</u> Inspected By <u>Trevor Carter - GENIVAR Inc.</u> Date <u>April 2011</u> Record Dwg. # <u>D09109-006 001</u></p> <p>Insulation <input checked="" type="checkbox"/> Yes <input type="checkbox"/> No Rock <input type="checkbox"/> Yes <input type="checkbox"/> No Clay Plug <input type="checkbox"/> Yes <input type="checkbox"/> No Trace Wire <input checked="" type="checkbox"/> Yes <input type="checkbox"/> No Anode <input type="checkbox"/> Yes <input checked="" type="checkbox"/> No</p>		Water	Sanitary	Storm	LENGTH	6.54m	9.39m	✓	MATERIAL	Polyethylene	PVC DR28	PVC DR35	SIZE	25mm	125mm	125mm	COLOUR	Blue	White	Green	DEPTH @ MAIN	1.79m	2.82m	✓	DEPTH @ ST. LINE	1.71m	2.31m	✓	ELEV @ MAIN	106.93	105.9	✓	ELEV @ ST. LINE	107.21	106.61	✓	MAIN SIZE	250mm	200mm	300mm	<p><b>PRIVATE</b></p> <table border="1" style="width:100%; border-collapse: collapse;"> <thead> <tr> <th></th> <th>Water</th> <th>Sanitary</th> <th>Storm</th> </tr> </thead> <tbody> <tr> <td>LENGTH</td> <td></td> <td></td> <td></td> </tr> <tr> <td>MATERIAL</td> <td></td> <td></td> <td></td> </tr> <tr> <td>SIZE</td> <td></td> <td></td> <td></td> </tr> <tr> <td>COLOUR</td> <td></td> <td></td> <td></td> </tr> <tr> <td>DEPTH @ ST. LINE</td> <td></td> <td></td> <td></td> </tr> <tr> <td>DEPTH @ BLDG</td> <td></td> <td></td> <td></td> </tr> </tbody> </table> <p>Contractor _____ Inspected By _____ Date _____</p> <p>Sanitary Type: Pressurized <input type="checkbox"/> Gravity <input type="checkbox"/> Private Lift Station Info: Lift: <input type="checkbox"/> Distance <input type="checkbox"/></p> <p>Insulation: <input type="checkbox"/> Yes <input type="checkbox"/> No Rock: <input type="checkbox"/> Yes <input type="checkbox"/> No Clay Plug: <input type="checkbox"/> Yes <input type="checkbox"/> No Foundation Drain Connected: <input type="checkbox"/> Yes <input type="checkbox"/> No Rain Leaders Connected: <input type="checkbox"/> Yes <input type="checkbox"/> No Trace Wire: <input type="checkbox"/> Yes <input type="checkbox"/> No Sound Check: <input type="checkbox"/> Yes <input type="checkbox"/> No</p>		Water	Sanitary	Storm	LENGTH				MATERIAL				SIZE				COLOUR				DEPTH @ ST. LINE				DEPTH @ BLDG			
	Water	Sanitary	Storm																																																																		
LENGTH	6.54m	9.39m	✓																																																																		
MATERIAL	Polyethylene	PVC DR28	PVC DR35																																																																		
SIZE	25mm	125mm	125mm																																																																		
COLOUR	Blue	White	Green																																																																		
DEPTH @ MAIN	1.79m	2.82m	✓																																																																		
DEPTH @ ST. LINE	1.71m	2.31m	✓																																																																		
ELEV @ MAIN	106.93	105.9	✓																																																																		
ELEV @ ST. LINE	107.21	106.61	✓																																																																		
MAIN SIZE	250mm	200mm	300mm																																																																		
	Water	Sanitary	Storm																																																																		
LENGTH																																																																					
MATERIAL																																																																					
SIZE																																																																					
COLOUR																																																																					
DEPTH @ ST. LINE																																																																					
DEPTH @ BLDG																																																																					
<p><b>PUBLIC</b></p>  <p> <b>Curb Stop To:</b>  UP33 = 25.2m  UP35 = 14.8m  <b>Corp Stop To:</b>  UP33 = 26.1m  UP35 = 10.2m  <b>San End To:</b>  UP33 = 25.6m  UP35 = 15.9m </p>	<p><b>PRIVATE</b></p> <p style="text-align: center; font-size: 2em;">TH8A</p> <p style="text-align: center; font-size: 2em;">TH8B</p> <p style="text-align: right;">SEE BACK FOR ADDITIONAL NOTES →</p>																																																																				


	<p><b>HALIFAX WATER</b> SERVICE LATERAL INFORMATION SHEET</p>	<p>Street <u>Cabernet Court</u> Lot <u>TH 80</u> Civic _____</p>																																																																			
		SLID# _____																																																																			
<p><b>PUBLIC</b></p> <table border="1" style="width:100%; border-collapse: collapse;"> <thead> <tr> <th></th> <th>Water</th> <th>Sanitary</th> <th>Storm</th> </tr> </thead> <tbody> <tr> <td>LENGTH</td> <td>6.43m</td> <td>9.40m</td> <td>—</td> </tr> <tr> <td>MATERIAL</td> <td>Polyethylene</td> <td>PVC DR28</td> <td>PVC DR35</td> </tr> <tr> <td>SIZE</td> <td>25mm</td> <td>125mm</td> <td>125mm</td> </tr> <tr> <td>COLOUR</td> <td>Blue</td> <td>White</td> <td>Green</td> </tr> <tr> <td>DEPTH @ MAIN</td> <td>1.81m</td> <td>2.84m</td> <td>—</td> </tr> <tr> <td>DEPTH @ ST. LINE</td> <td>1.74m</td> <td>2.30m</td> <td>—</td> </tr> <tr> <td>ELEV @ MAIN</td> <td>106.92</td> <td>105.89</td> <td>—</td> </tr> <tr> <td>ELEV @ ST. LINE</td> <td>107.19</td> <td>106.61</td> <td>—</td> </tr> <tr> <td>MAIN SIZE</td> <td>250mm</td> <td>200mm</td> <td>300mm</td> </tr> </tbody> </table> <p>Contractor <u>Dexter Construction</u> Inspected By <u>Trevor Carter - GENIVAR Inc.</u> Date <u>April 2011</u> Record Dwg. # <u>D89109-006 CO1</u></p> <p>Insulation <input checked="" type="checkbox"/> Yes <input type="checkbox"/> No Rock <input type="checkbox"/> Yes <input type="checkbox"/> No Clay Plug <input type="checkbox"/> Yes <input type="checkbox"/> No Trace Wire <input checked="" type="checkbox"/> Yes <input type="checkbox"/> No Anode <input type="checkbox"/> Yes <input checked="" type="checkbox"/> No</p>		Water	Sanitary	Storm	LENGTH	6.43m	9.40m	—	MATERIAL	Polyethylene	PVC DR28	PVC DR35	SIZE	25mm	125mm	125mm	COLOUR	Blue	White	Green	DEPTH @ MAIN	1.81m	2.84m	—	DEPTH @ ST. LINE	1.74m	2.30m	—	ELEV @ MAIN	106.92	105.89	—	ELEV @ ST. LINE	107.19	106.61	—	MAIN SIZE	250mm	200mm	300mm	<p><b>PRIVATE</b></p> <table border="1" style="width:100%; border-collapse: collapse;"> <thead> <tr> <th></th> <th>Water</th> <th>Sanitary</th> <th>Storm</th> </tr> </thead> <tbody> <tr> <td>LENGTH</td> <td></td> <td></td> <td></td> </tr> <tr> <td>MATERIAL</td> <td></td> <td></td> <td></td> </tr> <tr> <td>SIZE</td> <td></td> <td></td> <td></td> </tr> <tr> <td>COLOUR</td> <td></td> <td></td> <td></td> </tr> <tr> <td>DEPTH @ ST. LINE</td> <td></td> <td></td> <td></td> </tr> <tr> <td>DEPTH @ BLDG</td> <td></td> <td></td> <td></td> </tr> </tbody> </table> <p>Contractor _____ Inspected By _____ Date _____</p> <p>Sanitary Type: Pressurized <input type="checkbox"/> Gravity <input type="checkbox"/> Private Lift Station Info: Lift: <input type="checkbox"/> Distance <input type="checkbox"/></p> <p>Insulation: <input type="checkbox"/> Yes <input type="checkbox"/> No Rock: <input type="checkbox"/> Yes <input type="checkbox"/> No Clay Plug: <input type="checkbox"/> Yes <input type="checkbox"/> No Foundation Drain Connected: <input type="checkbox"/> Yes <input type="checkbox"/> No Rain Leaders Connected: <input type="checkbox"/> Yes <input type="checkbox"/> No Trace Wire: <input type="checkbox"/> Yes <input type="checkbox"/> No Sound Check: <input type="checkbox"/> Yes <input type="checkbox"/> No</p>		Water	Sanitary	Storm	LENGTH				MATERIAL				SIZE				COLOUR				DEPTH @ ST. LINE				DEPTH @ BLDG			
	Water	Sanitary	Storm																																																																		
LENGTH	6.43m	9.40m	—																																																																		
MATERIAL	Polyethylene	PVC DR28	PVC DR35																																																																		
SIZE	25mm	125mm	125mm																																																																		
COLOUR	Blue	White	Green																																																																		
DEPTH @ MAIN	1.81m	2.84m	—																																																																		
DEPTH @ ST. LINE	1.74m	2.30m	—																																																																		
ELEV @ MAIN	106.92	105.89	—																																																																		
ELEV @ ST. LINE	107.19	106.61	—																																																																		
MAIN SIZE	250mm	200mm	300mm																																																																		
	Water	Sanitary	Storm																																																																		
LENGTH																																																																					
MATERIAL																																																																					
SIZE																																																																					
COLOUR																																																																					
DEPTH @ ST. LINE																																																																					
DEPTH @ BLDG																																																																					
<p><b>PUBLIC</b></p>  <p>Curb Stop To: UP33 = 24.8m UP35 = 15.0m</p> <p>Corp Stop To: UP33 = 25.4m UP35 = 10.7m</p> <p>San End To: UP33 = 24.4m UP35 = 16.6m</p>	<p><b>PRIVATE</b></p> <p>TH8A</p> <p>TH8B</p> <p>TH8C</p> <p>TH8D</p> <p style="text-align: right;">SEE BACK FOR ADDITIONAL NOTES →</p>																																																																				


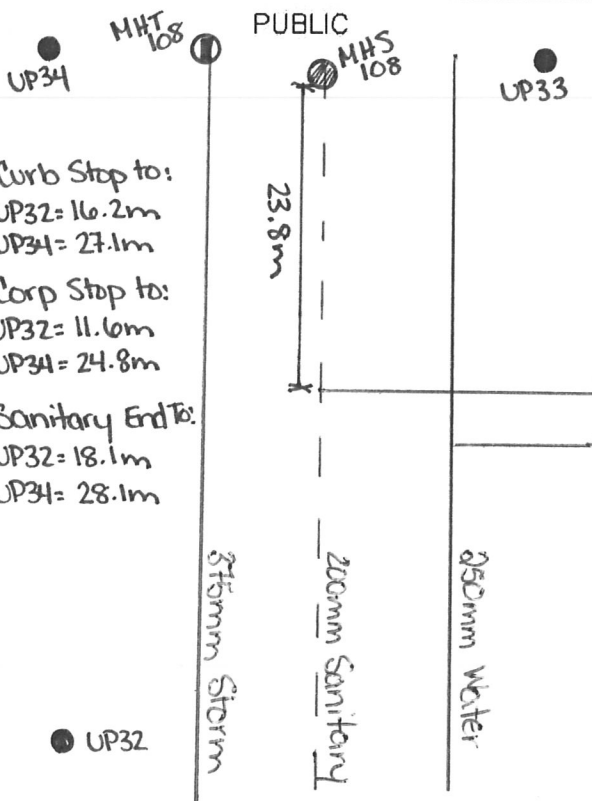
	<b>HALIFAX WATER</b> SERVICE LATERAL INFORMATION SHEET	Street <u>Cabernet Court</u> Lot <u>TH8D</u> Civic _____																																																																			
		SLID# _____																																																																			
<p><b>PUBLIC</b></p> <table border="1" style="width:100%; border-collapse: collapse;"> <thead> <tr> <th></th> <th>Water</th> <th>Sanitary</th> <th>Storm</th> </tr> </thead> <tbody> <tr> <td>LENGTH</td> <td>5.71m</td> <td>8.65m</td> <td>—</td> </tr> <tr> <td>MATERIAL</td> <td>Polyethylene</td> <td>PVC DR28</td> <td>PVC DR35</td> </tr> <tr> <td>SIZE</td> <td>25mm</td> <td>125mm</td> <td>125mm</td> </tr> <tr> <td>COLOUR</td> <td>Blue</td> <td>White</td> <td>Green</td> </tr> <tr> <td>DEPTH @ MAIN</td> <td>1.84m</td> <td>3.03m</td> <td>—</td> </tr> <tr> <td>DEPTH @ ST. LINE</td> <td>1.78m</td> <td>2.34m</td> <td>—</td> </tr> <tr> <td>ELEV @ MAIN</td> <td>107.0</td> <td>105.81</td> <td>—</td> </tr> <tr> <td>ELEV @ ST. LINE</td> <td>107.30</td> <td>106.74</td> <td>—</td> </tr> <tr> <td>MAIN SIZE</td> <td>250mm</td> <td>200mm</td> <td>300mm</td> </tr> </tbody> </table> <p>Contractor <u>Dexter Construction</u>                  Inspected By <u>Trevor Carter - GENIVAR Inc.</u>                  Date <u>April 2011</u>                  Record Dwg. # <u>509109-006 001</u></p> <p>Insulation <input checked="" type="checkbox"/> Yes <input type="checkbox"/> No                  Rock <input type="checkbox"/> Yes <input type="checkbox"/> No                  Clay Plug <input type="checkbox"/> Yes <input type="checkbox"/> No                  Trace Wire <input checked="" type="checkbox"/> Yes <input type="checkbox"/> No                  Anode <input type="checkbox"/> Yes <input checked="" type="checkbox"/> No</p>		Water	Sanitary	Storm	LENGTH	5.71m	8.65m	—	MATERIAL	Polyethylene	PVC DR28	PVC DR35	SIZE	25mm	125mm	125mm	COLOUR	Blue	White	Green	DEPTH @ MAIN	1.84m	3.03m	—	DEPTH @ ST. LINE	1.78m	2.34m	—	ELEV @ MAIN	107.0	105.81	—	ELEV @ ST. LINE	107.30	106.74	—	MAIN SIZE	250mm	200mm	300mm	<p><b>PRIVATE</b></p> <table border="1" style="width:100%; border-collapse: collapse;"> <thead> <tr> <th></th> <th>Water</th> <th>Sanitary</th> <th>Storm</th> </tr> </thead> <tbody> <tr><td>LENGTH</td><td></td><td></td><td></td></tr> <tr><td>MATERIAL</td><td></td><td></td><td></td></tr> <tr><td>SIZE</td><td></td><td></td><td></td></tr> <tr><td>COLOUR</td><td></td><td></td><td></td></tr> <tr><td>DEPTH @ ST. LINE</td><td></td><td></td><td></td></tr> <tr><td>DEPTH @ BLDG</td><td></td><td></td><td></td></tr> </tbody> </table> <p>Contractor _____                  Inspected By _____                  Date _____</p> <p>Sanitary Type: Pressurized <input type="checkbox"/> Gravity <input type="checkbox"/>                  Private Lift Station Info: Lift: <input type="checkbox"/> Distance <input type="checkbox"/></p> <p>Insulation: Yes <input type="checkbox"/> No <input type="checkbox"/>                  Rock: Yes <input type="checkbox"/> No <input type="checkbox"/>                  Clay Plug: Yes <input type="checkbox"/> No <input type="checkbox"/>                  Foundation Drain Connected: Yes <input type="checkbox"/> No <input type="checkbox"/>                  Rain Leaders Connected: Yes <input type="checkbox"/> No <input type="checkbox"/>                  Trace Wire: Yes <input type="checkbox"/> No <input type="checkbox"/>                  Sound Check: Yes <input type="checkbox"/> No <input type="checkbox"/></p>		Water	Sanitary	Storm	LENGTH				MATERIAL				SIZE				COLOUR				DEPTH @ ST. LINE				DEPTH @ BLDG			
	Water	Sanitary	Storm																																																																		
LENGTH	5.71m	8.65m	—																																																																		
MATERIAL	Polyethylene	PVC DR28	PVC DR35																																																																		
SIZE	25mm	125mm	125mm																																																																		
COLOUR	Blue	White	Green																																																																		
DEPTH @ MAIN	1.84m	3.03m	—																																																																		
DEPTH @ ST. LINE	1.78m	2.34m	—																																																																		
ELEV @ MAIN	107.0	105.81	—																																																																		
ELEV @ ST. LINE	107.30	106.74	—																																																																		
MAIN SIZE	250mm	200mm	300mm																																																																		
	Water	Sanitary	Storm																																																																		
LENGTH																																																																					
MATERIAL																																																																					
SIZE																																																																					
COLOUR																																																																					
DEPTH @ ST. LINE																																																																					
DEPTH @ BLDG																																																																					
<p>● <b>UP35</b> PUBLIC</p> <div style="border: 1px solid black; padding: 5px;"> <p>Curb Stop To: UP33= 13.1m UP35= 24.3m</p> <p>Corp Stop To: UP33= 14.0m UP35= 21.8m</p> <p>San End To: UP33= 13.6m UP35= 24.9m</p>  </div>	<p><b>PRIVATE</b> TH8C</p> <p>TH8D</p> <p>TH8E</p> <p style="text-align: right;">SEE BACK FOR ADDITIONAL NOTES →</p>																																																																				


	<b>HALIFAX WATER</b> SERVICE LATERAL INFORMATION SHEET	Street <u>Cabernet Court</u> Lot <u>TH8E</u> Civic _____	SLID# _____																																																																		
<p><b>PUBLIC</b></p> <table border="1" style="width:100%; border-collapse: collapse;"> <thead> <tr> <th></th> <th>Water</th> <th>Sanitary</th> <th>Storm</th> </tr> </thead> <tbody> <tr> <td>LENGTH</td> <td>5.79 m</td> <td>8.166m</td> <td>10.27</td> </tr> <tr> <td>MATERIAL</td> <td>Polyethylene</td> <td>PVC DR28</td> <td>PVC DR35</td> </tr> <tr> <td>SIZE</td> <td>25mm</td> <td>125mm</td> <td>125mm</td> </tr> <tr> <td>COLOUR</td> <td>Blue</td> <td>White</td> <td>Green</td> </tr> <tr> <td>DEPTH @ MAIN</td> <td>1.87m</td> <td>3.06m</td> <td>3.08 m</td> </tr> <tr> <td>DEPTH @ ST. LINE</td> <td>1.84m</td> <td>2.35m</td> <td>2.29m</td> </tr> <tr> <td>ELEV @ MAIN</td> <td>106.99</td> <td>105.80</td> <td>105.78</td> </tr> <tr> <td>ELEV @ ST. LINE</td> <td>107.27</td> <td>106.76</td> <td>106.819</td> </tr> <tr> <td>MAIN SIZE</td> <td>250mm</td> <td>200mm</td> <td>300mm</td> </tr> </tbody> </table> <p>Contractor <u>Dexter Construction</u>          Inspected By <u>Trevor Carter - GENIVAR Inc.</u>          Date <u>April 2011</u>          Record Dwg. # <u>009109-006 001</u></p> <p>Insulation <input checked="" type="checkbox"/> Yes <input type="checkbox"/> No          Rock <input type="checkbox"/> Yes <input type="checkbox"/> No          Clay Plug <input type="checkbox"/> Yes <input type="checkbox"/> No          Trace Wire <input checked="" type="checkbox"/> Yes <input type="checkbox"/> No          Anode <input type="checkbox"/> Yes <input checked="" type="checkbox"/> No</p>		Water	Sanitary	Storm	LENGTH	5.79 m	8.166m	10.27	MATERIAL	Polyethylene	PVC DR28	PVC DR35	SIZE	25mm	125mm	125mm	COLOUR	Blue	White	Green	DEPTH @ MAIN	1.87m	3.06m	3.08 m	DEPTH @ ST. LINE	1.84m	2.35m	2.29m	ELEV @ MAIN	106.99	105.80	105.78	ELEV @ ST. LINE	107.27	106.76	106.819	MAIN SIZE	250mm	200mm	300mm	<p><b>PRIVATE</b></p> <table border="1" style="width:100%; border-collapse: collapse;"> <thead> <tr> <th></th> <th>Water</th> <th>Sanitary</th> <th>Storm</th> </tr> </thead> <tbody> <tr><td>LENGTH</td><td></td><td></td><td></td></tr> <tr><td>MATERIAL</td><td></td><td></td><td></td></tr> <tr><td>SIZE</td><td></td><td></td><td></td></tr> <tr><td>COLOUR</td><td></td><td></td><td></td></tr> <tr><td>DEPTH @ ST. LINE</td><td></td><td></td><td></td></tr> <tr><td>DEPTH @ BLDG</td><td></td><td></td><td></td></tr> </tbody> </table> <p>Contractor _____          Inspected By _____          Date _____</p> <p>Sanitary Type. Pressurized <input type="checkbox"/> Gravity <input type="checkbox"/>          Private Lift Station Info. Lift: <input type="checkbox"/> Distance <input type="checkbox"/>          Insulation <input type="checkbox"/> Yes <input type="checkbox"/> No          Rock <input type="checkbox"/> Yes <input type="checkbox"/> No          Clay Plug <input type="checkbox"/> Yes <input type="checkbox"/> No          Foundation Drain Connected <input type="checkbox"/> Yes <input type="checkbox"/> No          Rain Leaders Connected <input type="checkbox"/> Yes <input type="checkbox"/> No          Trace Wire <input type="checkbox"/> Yes <input type="checkbox"/> No          Sound Check <input type="checkbox"/> Yes <input type="checkbox"/> No</p>		Water	Sanitary	Storm	LENGTH				MATERIAL				SIZE				COLOUR				DEPTH @ ST. LINE				DEPTH @ BLDG			
	Water	Sanitary	Storm																																																																		
LENGTH	5.79 m	8.166m	10.27																																																																		
MATERIAL	Polyethylene	PVC DR28	PVC DR35																																																																		
SIZE	25mm	125mm	125mm																																																																		
COLOUR	Blue	White	Green																																																																		
DEPTH @ MAIN	1.87m	3.06m	3.08 m																																																																		
DEPTH @ ST. LINE	1.84m	2.35m	2.29m																																																																		
ELEV @ MAIN	106.99	105.80	105.78																																																																		
ELEV @ ST. LINE	107.27	106.76	106.819																																																																		
MAIN SIZE	250mm	200mm	300mm																																																																		
	Water	Sanitary	Storm																																																																		
LENGTH																																																																					
MATERIAL																																																																					
SIZE																																																																					
COLOUR																																																																					
DEPTH @ ST. LINE																																																																					
DEPTH @ BLDG																																																																					
<p>● <b>UP35</b> PUBLIC</p> <p>           Curb Stop To:            UP33 = 12.6m            UP35 = 24.7m            Corp Stop To:            UP33 = 13.5m            UP35 = 22.4m            San End To:            UP33 = 12.4m            UP35 = 25.9m         </p> <p>           300mm Storm            200mm Sanitary            250mm Water         </p> <p>           11.8m            UP34            UP33            MHS108            MHS108         </p>	<p><b>PRIVATE</b></p> <p>TH8C</p> <p>TH8D</p> <p>TH8E</p> <p style="text-align: right;">SEE BACK FOR ADDITIONAL NOTES →</p>																																																																				


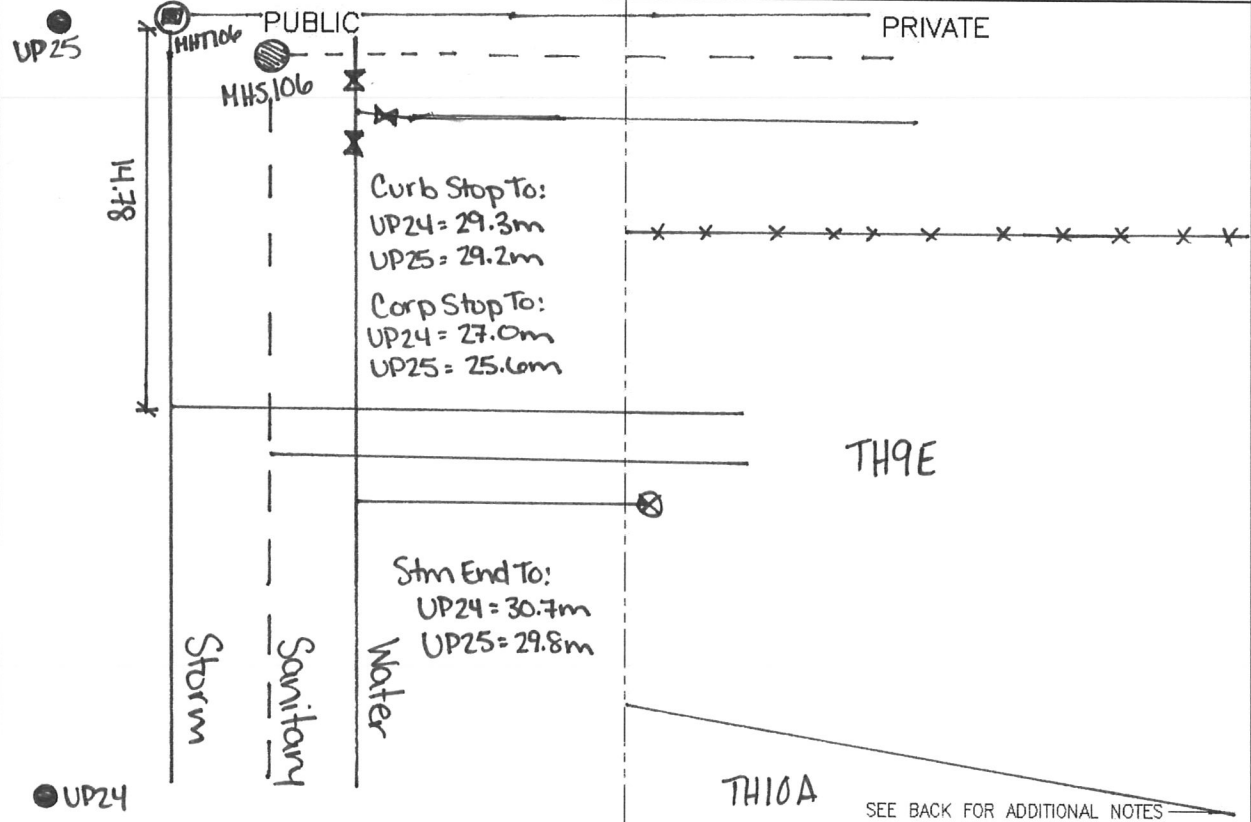



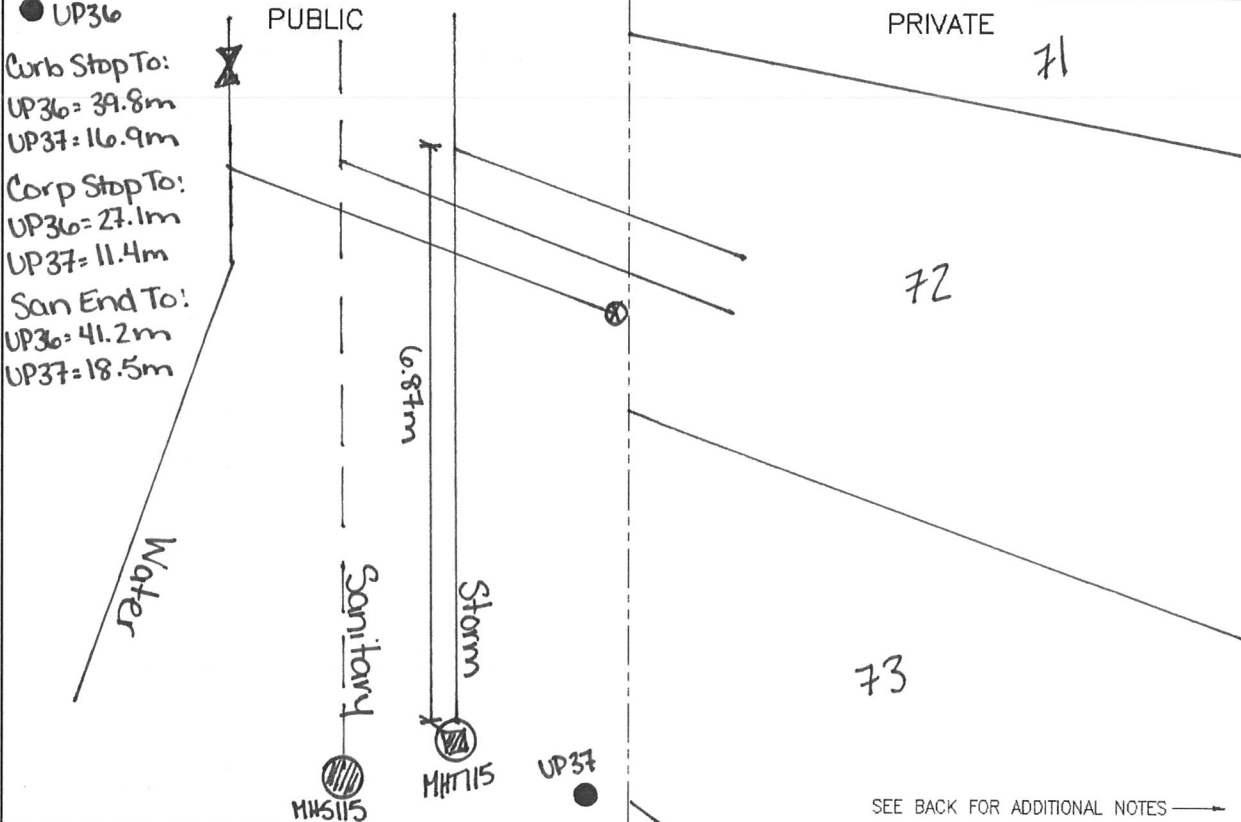
	<b>HALIFAX WATER</b> <b>SERVICE LATERAL INFORMATION SHEET</b>	Street <u>Cabernet Court</u> Lot <u>TH9A</u> Civic _____																																																																																																							
		SLID# _____																																																																																																							
<p><b>PUBLIC</b></p> <table border="1" style="width:100%; border-collapse: collapse;"> <thead> <tr> <th></th> <th>Water</th> <th>Sanitary</th> <th>Storm</th> </tr> </thead> <tbody> <tr> <td>LENGTH</td> <td>5.88m</td> <td>10.04m</td> <td>—</td> </tr> <tr> <td>MATERIAL</td> <td>Polyethylene</td> <td>PVC DR28</td> <td>PVC DR35</td> </tr> <tr> <td>SIZE</td> <td>25mm</td> <td>125mm</td> <td>125mm</td> </tr> <tr> <td>COLOUR</td> <td>Blue</td> <td>White</td> <td>Green</td> </tr> <tr> <td>DEPTH @ MAIN</td> <td>1.9m</td> <td>3.3m</td> <td>—</td> </tr> <tr> <td>DEPTH @ ST. LINE</td> <td>1.7m</td> <td>2.7m</td> <td>—</td> </tr> <tr> <td>ELEV @ MAIN</td> <td>106.92</td> <td>105.52</td> <td>—</td> </tr> <tr> <td>ELEV @ ST. LINE</td> <td>107.25</td> <td>106.37</td> <td>—</td> </tr> <tr> <td>MAIN SIZE</td> <td>250mm</td> <td>200mm</td> <td>375mm</td> </tr> </tbody> </table> <p>Contractor <u>Dexter Construction</u>          Inspected By <u>Trevor Carter - GENIVAR Inc.</u>          Date <u>April 2011</u>          Record Dwg. # <u>D09109-006 001</u></p> <table style="width:100%;"> <tr> <td>Insulation</td> <td><input checked="" type="checkbox"/> Yes</td> <td><input type="checkbox"/> No</td> </tr> <tr> <td>Rock</td> <td><input type="checkbox"/> Yes</td> <td><input type="checkbox"/> No</td> </tr> <tr> <td>Clay Plug</td> <td><input type="checkbox"/> Yes</td> <td><input type="checkbox"/> No</td> </tr> <tr> <td>Trace Wire</td> <td><input checked="" type="checkbox"/> Yes</td> <td><input type="checkbox"/> No</td> </tr> <tr> <td>Anode</td> <td><input type="checkbox"/> Yes</td> <td><input checked="" type="checkbox"/> No</td> </tr> </table>		Water	Sanitary	Storm	LENGTH	5.88m	10.04m	—	MATERIAL	Polyethylene	PVC DR28	PVC DR35	SIZE	25mm	125mm	125mm	COLOUR	Blue	White	Green	DEPTH @ MAIN	1.9m	3.3m	—	DEPTH @ ST. LINE	1.7m	2.7m	—	ELEV @ MAIN	106.92	105.52	—	ELEV @ ST. LINE	107.25	106.37	—	MAIN SIZE	250mm	200mm	375mm	Insulation	<input checked="" type="checkbox"/> Yes	<input type="checkbox"/> No	Rock	<input type="checkbox"/> Yes	<input type="checkbox"/> No	Clay Plug	<input type="checkbox"/> Yes	<input type="checkbox"/> No	Trace Wire	<input checked="" type="checkbox"/> Yes	<input type="checkbox"/> No	Anode	<input type="checkbox"/> Yes	<input checked="" type="checkbox"/> No	<p><b>PRIVATE</b></p> <table border="1" style="width:100%; border-collapse: collapse;"> <thead> <tr> <th></th> <th>Water</th> <th>Sanitary</th> <th>Storm</th> </tr> </thead> <tbody> <tr><td>LENGTH</td><td></td><td></td><td></td></tr> <tr><td>MATERIAL</td><td></td><td></td><td></td></tr> <tr><td>SIZE</td><td></td><td></td><td></td></tr> <tr><td>COLOUR</td><td></td><td></td><td></td></tr> <tr><td>DEPTH @ ST. LINE</td><td></td><td></td><td></td></tr> <tr><td>DEPTH @ BLDG</td><td></td><td></td><td></td></tr> </tbody> </table> <p>Contractor _____          Inspected By _____          Date _____</p> <p>Sanitary Type    Pressurized <input type="checkbox"/>    Gravity <input type="checkbox"/>          Private Lift    Lift: <input type="checkbox"/>    Distance <input type="checkbox"/>          Station Info.</p> <table style="width:100%;"> <tr> <td>Insulation</td> <td><input type="checkbox"/> Yes</td> <td><input type="checkbox"/> No</td> </tr> <tr> <td>Rock</td> <td><input type="checkbox"/> Yes</td> <td><input type="checkbox"/> No</td> </tr> <tr> <td>Clay Plug</td> <td><input type="checkbox"/> Yes</td> <td><input type="checkbox"/> No</td> </tr> <tr> <td>Foundation Drain Connected</td> <td><input type="checkbox"/> Yes</td> <td><input type="checkbox"/> No</td> </tr> <tr> <td>Rain Leaders Connected</td> <td><input type="checkbox"/> Yes</td> <td><input type="checkbox"/> No</td> </tr> <tr> <td>Trace Wire</td> <td><input type="checkbox"/> Yes</td> <td><input type="checkbox"/> No</td> </tr> <tr> <td>Sound Check</td> <td><input type="checkbox"/> Yes</td> <td><input type="checkbox"/> No</td> </tr> </table>		Water	Sanitary	Storm	LENGTH				MATERIAL				SIZE				COLOUR				DEPTH @ ST. LINE				DEPTH @ BLDG				Insulation	<input type="checkbox"/> Yes	<input type="checkbox"/> No	Rock	<input type="checkbox"/> Yes	<input type="checkbox"/> No	Clay Plug	<input type="checkbox"/> Yes	<input type="checkbox"/> No	Foundation Drain Connected	<input type="checkbox"/> Yes	<input type="checkbox"/> No	Rain Leaders Connected	<input type="checkbox"/> Yes	<input type="checkbox"/> No	Trace Wire	<input type="checkbox"/> Yes	<input type="checkbox"/> No	Sound Check	<input type="checkbox"/> Yes	<input type="checkbox"/> No
	Water	Sanitary	Storm																																																																																																						
LENGTH	5.88m	10.04m	—																																																																																																						
MATERIAL	Polyethylene	PVC DR28	PVC DR35																																																																																																						
SIZE	25mm	125mm	125mm																																																																																																						
COLOUR	Blue	White	Green																																																																																																						
DEPTH @ MAIN	1.9m	3.3m	—																																																																																																						
DEPTH @ ST. LINE	1.7m	2.7m	—																																																																																																						
ELEV @ MAIN	106.92	105.52	—																																																																																																						
ELEV @ ST. LINE	107.25	106.37	—																																																																																																						
MAIN SIZE	250mm	200mm	375mm																																																																																																						
Insulation	<input checked="" type="checkbox"/> Yes	<input type="checkbox"/> No																																																																																																							
Rock	<input type="checkbox"/> Yes	<input type="checkbox"/> No																																																																																																							
Clay Plug	<input type="checkbox"/> Yes	<input type="checkbox"/> No																																																																																																							
Trace Wire	<input checked="" type="checkbox"/> Yes	<input type="checkbox"/> No																																																																																																							
Anode	<input type="checkbox"/> Yes	<input checked="" type="checkbox"/> No																																																																																																							
	Water	Sanitary	Storm																																																																																																						
LENGTH																																																																																																									
MATERIAL																																																																																																									
SIZE																																																																																																									
COLOUR																																																																																																									
DEPTH @ ST. LINE																																																																																																									
DEPTH @ BLDG																																																																																																									
Insulation	<input type="checkbox"/> Yes	<input type="checkbox"/> No																																																																																																							
Rock	<input type="checkbox"/> Yes	<input type="checkbox"/> No																																																																																																							
Clay Plug	<input type="checkbox"/> Yes	<input type="checkbox"/> No																																																																																																							
Foundation Drain Connected	<input type="checkbox"/> Yes	<input type="checkbox"/> No																																																																																																							
Rain Leaders Connected	<input type="checkbox"/> Yes	<input type="checkbox"/> No																																																																																																							
Trace Wire	<input type="checkbox"/> Yes	<input type="checkbox"/> No																																																																																																							
Sound Check	<input type="checkbox"/> Yes	<input type="checkbox"/> No																																																																																																							
 <p>The diagram shows a plan view of the service lateral layout. It includes a vertical storm sewer line (UP32, UP34) and a sanitary sewer line (UP32, UP34) that crosses the storm line. A water main (UP32, UP34) is shown to the right, with a curb stop and a corporation stop. Manholes are labeled MHS106, MHS108, and MHS109. A distance of 11.51m is marked between two points on the sanitary line. The diagram also shows the intersection with Cabernet Court (TH9A) and other lots (TH9B, TH9C, TH9D, TH9E). A note at the bottom right says 'SEE BACK FOR ADDITIONAL NOTES'.</p>		<p><b>PRIVATE</b></p> <p style="text-align: center; font-size: 2em;">TH9A</p> <p style="text-align: center; font-size: 1.5em;">TH9B</p> <p style="text-align: center; font-size: 1.5em;">TH9C</p> <p style="text-align: center; font-size: 1.5em;">TH9D</p> <p style="text-align: center; font-size: 1.5em;">TH9E</p>																																																																																																							


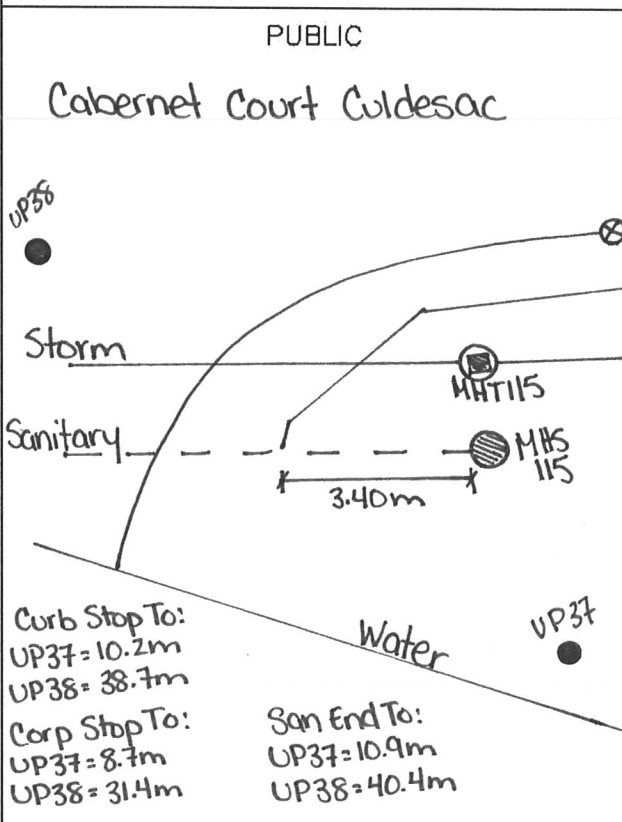
	<b>HALIFAX WATER</b> SERVICE LATERAL INFORMATION SHEET	Street <u>Cabernet Court</u> Lot <u>TH9B</u> Civic _____																																																																				
<p style="text-align: center;"><b>PUBLIC</b></p> <table border="1" style="width:100%; border-collapse: collapse;"> <thead> <tr> <th></th> <th>Water</th> <th>Sanitary</th> <th>Storm</th> </tr> </thead> <tbody> <tr> <td>LENGTH</td> <td>5.95m</td> <td>10.03m</td> <td>—</td> </tr> <tr> <td>MATERIAL</td> <td>Polyethylene</td> <td>PVC DR28</td> <td>PVC DR35</td> </tr> <tr> <td>SIZE</td> <td>25mm</td> <td>125mm</td> <td>125mm</td> </tr> <tr> <td>COLOUR</td> <td>Blue</td> <td>White</td> <td>Green</td> </tr> <tr> <td>DEPTH @ MAIN</td> <td>1.9m</td> <td>3.3m</td> <td>—</td> </tr> <tr> <td>DEPTH @ ST. LINE</td> <td>1.7m</td> <td>2.6m</td> <td>—</td> </tr> <tr> <td>ELEV @ MAIN</td> <td>106.90</td> <td>105.51</td> <td>—</td> </tr> <tr> <td>ELEV @ ST. LINE</td> <td>107.21</td> <td>106.39</td> <td>—</td> </tr> <tr> <td>MAIN SIZE</td> <td>250mm</td> <td>200mm</td> <td>375mm</td> </tr> </tbody> </table> <p>Contractor <u>Dexter Construction</u>          Inspected By <u>Trevor Carter - GENIVAR Inc.</u>          Date <u>April 2011</u>          Record Dwg. # <u>D09109-006 001</u></p> <p>Insulation          Rock <input checked="" type="checkbox"/> Yes <input type="checkbox"/> No          Clay Plug <input type="checkbox"/> Yes <input type="checkbox"/> No          Trace Wire <input checked="" type="checkbox"/> Yes <input type="checkbox"/> No          Anode <input type="checkbox"/> Yes <input checked="" type="checkbox"/> No</p>			Water	Sanitary	Storm	LENGTH	5.95m	10.03m	—	MATERIAL	Polyethylene	PVC DR28	PVC DR35	SIZE	25mm	125mm	125mm	COLOUR	Blue	White	Green	DEPTH @ MAIN	1.9m	3.3m	—	DEPTH @ ST. LINE	1.7m	2.6m	—	ELEV @ MAIN	106.90	105.51	—	ELEV @ ST. LINE	107.21	106.39	—	MAIN SIZE	250mm	200mm	375mm	<p style="text-align: center;"><b>PRIVATE</b></p> <table border="1" style="width:100%; border-collapse: collapse;"> <thead> <tr> <th></th> <th>Water</th> <th>Sanitary</th> <th>Storm</th> </tr> </thead> <tbody> <tr><td>LENGTH</td><td></td><td></td><td></td></tr> <tr><td>MATERIAL</td><td></td><td></td><td></td></tr> <tr><td>SIZE</td><td></td><td></td><td></td></tr> <tr><td>COLOUR</td><td></td><td></td><td></td></tr> <tr><td>DEPTH @ ST. LINE</td><td></td><td></td><td></td></tr> <tr><td>DEPTH @ BLDG</td><td></td><td></td><td></td></tr> </tbody> </table> <p>Contractor _____          Inspected By _____          Date _____</p> <p>Sanitary Type    Pressurized <input type="checkbox"/>    Gravity <input type="checkbox"/>          Private Lift    Lift: <input type="checkbox"/>    Distance <input type="checkbox"/>          Station Info.</p> <p>Insulation          Rock <input type="checkbox"/> Yes <input type="checkbox"/> No          Clay Plug <input type="checkbox"/> Yes <input type="checkbox"/> No          Foundation Drain Connected <input type="checkbox"/> Yes <input type="checkbox"/> No          Rain Leaders Connected <input type="checkbox"/> Yes <input type="checkbox"/> No          Trace Wire <input type="checkbox"/> Yes <input type="checkbox"/> No          Sound Check <input type="checkbox"/> Yes <input type="checkbox"/> No</p>		Water	Sanitary	Storm	LENGTH				MATERIAL				SIZE				COLOUR				DEPTH @ ST. LINE				DEPTH @ BLDG			
	Water	Sanitary	Storm																																																																			
LENGTH	5.95m	10.03m	—																																																																			
MATERIAL	Polyethylene	PVC DR28	PVC DR35																																																																			
SIZE	25mm	125mm	125mm																																																																			
COLOUR	Blue	White	Green																																																																			
DEPTH @ MAIN	1.9m	3.3m	—																																																																			
DEPTH @ ST. LINE	1.7m	2.6m	—																																																																			
ELEV @ MAIN	106.90	105.51	—																																																																			
ELEV @ ST. LINE	107.21	106.39	—																																																																			
MAIN SIZE	250mm	200mm	375mm																																																																			
	Water	Sanitary	Storm																																																																			
LENGTH																																																																						
MATERIAL																																																																						
SIZE																																																																						
COLOUR																																																																						
DEPTH @ ST. LINE																																																																						
DEPTH @ BLDG																																																																						
<p>MHT108 ● UP34</p> <p>Curb Stop To:          UP32 = 24.4m          UP34 = 18.0m</p> <p>Corp Stop To:          UP32 = 21.8m          UP34 = 14.2m</p> <p>San End To:          UP32 = 25.2m          UP34 = 19.5m</p> <p>Storm          Sanitary          Water</p> <p>MHT106 ●</p> <p>MHS106 ●</p> <p>MHS108 ●</p> <p>UP33 ●</p>		<p style="text-align: center;"><b>PRIVATE</b></p> <p>TH9A</p> <p>TH9B</p> <p>TH9C</p> <p>TH9D</p> <p>TH9E</p> <p style="text-align: center;">SEE BACK FOR ADDITIONAL NOTES →</p>																																																																				


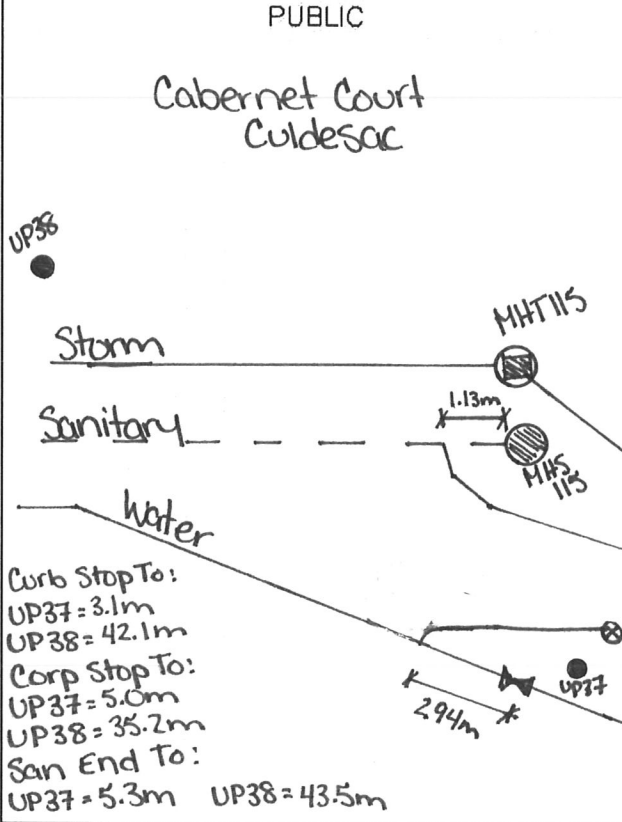
	<p><b>HALIFAX WATER</b> SERVICE LATERAL INFORMATION SHEET</p>	<p>Street <u>Cabernet Court</u> Lot <u>TH9C</u> Civic _____</p>																																																																			
		SLID# _____																																																																			
<p><b>PUBLIC</b></p> <table border="1" style="width:100%; border-collapse: collapse;"> <thead> <tr> <th></th> <th>Water</th> <th>Sanitary</th> <th>Storm</th> </tr> </thead> <tbody> <tr> <td>LENGTH</td> <td>5.98m</td> <td>10.44m</td> <td>—</td> </tr> <tr> <td>MATERIAL</td> <td>Polyethylene</td> <td>PVC DR28</td> <td>PVC DR35</td> </tr> <tr> <td>SIZE</td> <td>25mm</td> <td>125mm</td> <td>125mm</td> </tr> <tr> <td>COLOUR</td> <td>Blue</td> <td>White</td> <td>Green</td> </tr> <tr> <td>DEPTH @ MAIN</td> <td>1.79m</td> <td>3.16m</td> <td>—</td> </tr> <tr> <td>DEPTH @ ST. LINE</td> <td>1.82m</td> <td>2.46m</td> <td>—</td> </tr> <tr> <td>ELEV @ MAIN</td> <td>106.76</td> <td>105.39</td> <td>—</td> </tr> <tr> <td>ELEV @ ST. LINE</td> <td>107.04</td> <td>106.40</td> <td>—</td> </tr> <tr> <td>MAIN SIZE</td> <td>250mm</td> <td>200mm</td> <td>375mm</td> </tr> </tbody> </table> <p>Contractor <u>Dexter Construction</u> Inspected By <u>Trevor Carter - GENIVAR Inc.</u> Date <u>April 2011</u> Record Dwg. # <u>109109-006 001</u></p> <p>Insulation          Rock <input checked="" type="checkbox"/> Yes <input type="checkbox"/> No          Clay Plug <input type="checkbox"/> Yes <input type="checkbox"/> No          Trace Wire <input checked="" type="checkbox"/> Yes <input type="checkbox"/> No          Anode <input type="checkbox"/> Yes <input checked="" type="checkbox"/> No</p>		Water	Sanitary	Storm	LENGTH	5.98m	10.44m	—	MATERIAL	Polyethylene	PVC DR28	PVC DR35	SIZE	25mm	125mm	125mm	COLOUR	Blue	White	Green	DEPTH @ MAIN	1.79m	3.16m	—	DEPTH @ ST. LINE	1.82m	2.46m	—	ELEV @ MAIN	106.76	105.39	—	ELEV @ ST. LINE	107.04	106.40	—	MAIN SIZE	250mm	200mm	375mm	<p><b>PRIVATE</b></p> <table border="1" style="width:100%; border-collapse: collapse;"> <thead> <tr> <th></th> <th>Water</th> <th>Sanitary</th> <th>Storm</th> </tr> </thead> <tbody> <tr> <td>LENGTH</td> <td></td> <td></td> <td></td> </tr> <tr> <td>MATERIAL</td> <td></td> <td></td> <td></td> </tr> <tr> <td>SIZE</td> <td></td> <td></td> <td></td> </tr> <tr> <td>COLOUR</td> <td></td> <td></td> <td></td> </tr> <tr> <td>DEPTH @ ST. LINE</td> <td></td> <td></td> <td></td> </tr> <tr> <td>DEPTH @ BLDG</td> <td></td> <td></td> <td></td> </tr> </tbody> </table> <p>Contractor _____ Inspected By _____ Date _____</p> <p>Sanitary Type: Pressurized <input type="checkbox"/> Gravity <input type="checkbox"/>          Private Lift Station Info: Lift: <input type="checkbox"/> Distance <input type="checkbox"/></p> <p>Insulation          Rock <input type="checkbox"/> Yes <input type="checkbox"/> No          Clay Plug <input type="checkbox"/> Yes <input type="checkbox"/> No          Foundation Drain Connected <input type="checkbox"/> Yes <input type="checkbox"/> No          Rain Leaders Connected <input type="checkbox"/> Yes <input type="checkbox"/> No          Trace Wire <input type="checkbox"/> Yes <input type="checkbox"/> No          Sound Check <input type="checkbox"/> Yes <input type="checkbox"/> No</p>		Water	Sanitary	Storm	LENGTH				MATERIAL				SIZE				COLOUR				DEPTH @ ST. LINE				DEPTH @ BLDG			
	Water	Sanitary	Storm																																																																		
LENGTH	5.98m	10.44m	—																																																																		
MATERIAL	Polyethylene	PVC DR28	PVC DR35																																																																		
SIZE	25mm	125mm	125mm																																																																		
COLOUR	Blue	White	Green																																																																		
DEPTH @ MAIN	1.79m	3.16m	—																																																																		
DEPTH @ ST. LINE	1.82m	2.46m	—																																																																		
ELEV @ MAIN	106.76	105.39	—																																																																		
ELEV @ ST. LINE	107.04	106.40	—																																																																		
MAIN SIZE	250mm	200mm	375mm																																																																		
	Water	Sanitary	Storm																																																																		
LENGTH																																																																					
MATERIAL																																																																					
SIZE																																																																					
COLOUR																																																																					
DEPTH @ ST. LINE																																																																					
DEPTH @ BLDG																																																																					
<p><b>PUBLIC</b></p>  <p>Curb Stop to: UP32= 16.2m UP34= 27.1m</p> <p>Corp Stop to: UP32= 11.6m UP34= 24.8m</p> <p>Sanitary End To: UP32= 18.1m UP34= 28.1m</p> <p>23.8m</p> <p>200mm Sanitary 250mm Water</p> <p>UP32</p>	<p><b>PRIVATE</b></p> <p>TH9B</p> <p>TH9C</p> <p>TH9D</p> <p>TH9E</p> <p>SEE BACK FOR ADDITIONAL NOTES →</p>																																																																				

	<p><b>HALIFAX WATER</b> SERVICE LATERAL INFORMATION SHEET</p>	<p>Street <u>Cabernet Court</u> Lot <u>TH9D</u> Civic _____</p>																																																																				
<p><b>PUBLIC</b></p> <table border="1" style="width:100%; border-collapse: collapse;"> <thead> <tr> <th></th> <th>Water</th> <th>Sanitary</th> <th>Storm</th> </tr> </thead> <tbody> <tr> <td>LENGTH</td> <td>5.96m</td> <td>10.49m</td> <td>—</td> </tr> <tr> <td>MATERIAL</td> <td>Polyethylene</td> <td>PVC DR28</td> <td>PVC DR35</td> </tr> <tr> <td>SIZE</td> <td>25mm</td> <td>125mm</td> <td>125mm</td> </tr> <tr> <td>COLOUR</td> <td>Blue</td> <td>White</td> <td>Green</td> </tr> <tr> <td>DEPTH @ MAIN</td> <td>1.80m</td> <td>3.14m</td> <td>—</td> </tr> <tr> <td>DEPTH @ ST. LINE</td> <td>1.82m</td> <td>2.44m</td> <td>—</td> </tr> <tr> <td>ELEV @ MAIN</td> <td>106.72</td> <td>105.38</td> <td>—</td> </tr> <tr> <td>ELEV @ ST. LINE</td> <td>107.05</td> <td>106.42</td> <td>—</td> </tr> <tr> <td>MAIN SIZE</td> <td>250mm</td> <td>200mm</td> <td>375mm</td> </tr> </tbody> </table> <p>Contractor <u>Dexter Construction</u> Inspected By <u>Trevor Carter - GENIVAR Inc.</u> Date <u>April 2011</u> Record Dwg. # <u>059109-006 001</u></p> <p>Insulation <input checked="" type="checkbox"/> Yes <input type="checkbox"/> No Rock <input type="checkbox"/> Yes <input type="checkbox"/> No Clay Plug <input type="checkbox"/> Yes <input type="checkbox"/> No Trace Wire <input checked="" type="checkbox"/> Yes <input type="checkbox"/> No Anode <input type="checkbox"/> Yes <input checked="" type="checkbox"/> No</p>			Water	Sanitary	Storm	LENGTH	5.96m	10.49m	—	MATERIAL	Polyethylene	PVC DR28	PVC DR35	SIZE	25mm	125mm	125mm	COLOUR	Blue	White	Green	DEPTH @ MAIN	1.80m	3.14m	—	DEPTH @ ST. LINE	1.82m	2.44m	—	ELEV @ MAIN	106.72	105.38	—	ELEV @ ST. LINE	107.05	106.42	—	MAIN SIZE	250mm	200mm	375mm	<p style="text-align: right;">SLID# _____</p> <p><b>PRIVATE</b></p> <table border="1" style="width:100%; border-collapse: collapse;"> <thead> <tr> <th></th> <th>Water</th> <th>Sanitary</th> <th>Storm</th> </tr> </thead> <tbody> <tr><td>LENGTH</td><td></td><td></td><td></td></tr> <tr><td>MATERIAL</td><td></td><td></td><td></td></tr> <tr><td>SIZE</td><td></td><td></td><td></td></tr> <tr><td>COLOUR</td><td></td><td></td><td></td></tr> <tr><td>DEPTH @ ST. LINE</td><td></td><td></td><td></td></tr> <tr><td>DEPTH @ BLDG</td><td></td><td></td><td></td></tr> </tbody> </table> <p>Contractor _____ Inspected By _____ Date _____</p> <p>Sanitary Type: Pressurized <input type="checkbox"/> Gravity <input type="checkbox"/> Private Lift Station Info: Lift: <input type="checkbox"/> Distance <input type="checkbox"/></p> <p>Insulation: Rock <input type="checkbox"/> Yes <input type="checkbox"/> No Clay Plug <input type="checkbox"/> Yes <input type="checkbox"/> No Foundation Drain Connected <input type="checkbox"/> Yes <input type="checkbox"/> No Rain Leaders Connected <input type="checkbox"/> Yes <input type="checkbox"/> No Trace Wire <input type="checkbox"/> Yes <input type="checkbox"/> No Sound Check <input type="checkbox"/> Yes <input type="checkbox"/> No</p>		Water	Sanitary	Storm	LENGTH				MATERIAL				SIZE				COLOUR				DEPTH @ ST. LINE				DEPTH @ BLDG			
	Water	Sanitary	Storm																																																																			
LENGTH	5.96m	10.49m	—																																																																			
MATERIAL	Polyethylene	PVC DR28	PVC DR35																																																																			
SIZE	25mm	125mm	125mm																																																																			
COLOUR	Blue	White	Green																																																																			
DEPTH @ MAIN	1.80m	3.14m	—																																																																			
DEPTH @ ST. LINE	1.82m	2.44m	—																																																																			
ELEV @ MAIN	106.72	105.38	—																																																																			
ELEV @ ST. LINE	107.05	106.42	—																																																																			
MAIN SIZE	250mm	200mm	375mm																																																																			
	Water	Sanitary	Storm																																																																			
LENGTH																																																																						
MATERIAL																																																																						
SIZE																																																																						
COLOUR																																																																						
DEPTH @ ST. LINE																																																																						
DEPTH @ BLDG																																																																						
<p><b>PUBLIC</b></p> <p>● UP34</p> <p>Curb Stop To: UP32 = 15.9m UP34 = 27.5m</p> <p>Corp Stop To: UP32 = 11.2m UP34 = 25.3m</p> <p>San End To: UP32 = 17.7m UP34 = 29.0m</p> <p>● UP32</p> <p>375mm Storm 17.8m 200mm Sanitary 250mm Water</p> <p>MHS106 MH1106</p>		<p><b>PRIVATE</b></p> <p>TH9C</p> <p>TH9D</p> <p>TH9E</p> <p style="text-align: right;">SEE BACK FOR ADDITIONAL NOTES →</p>																																																																				


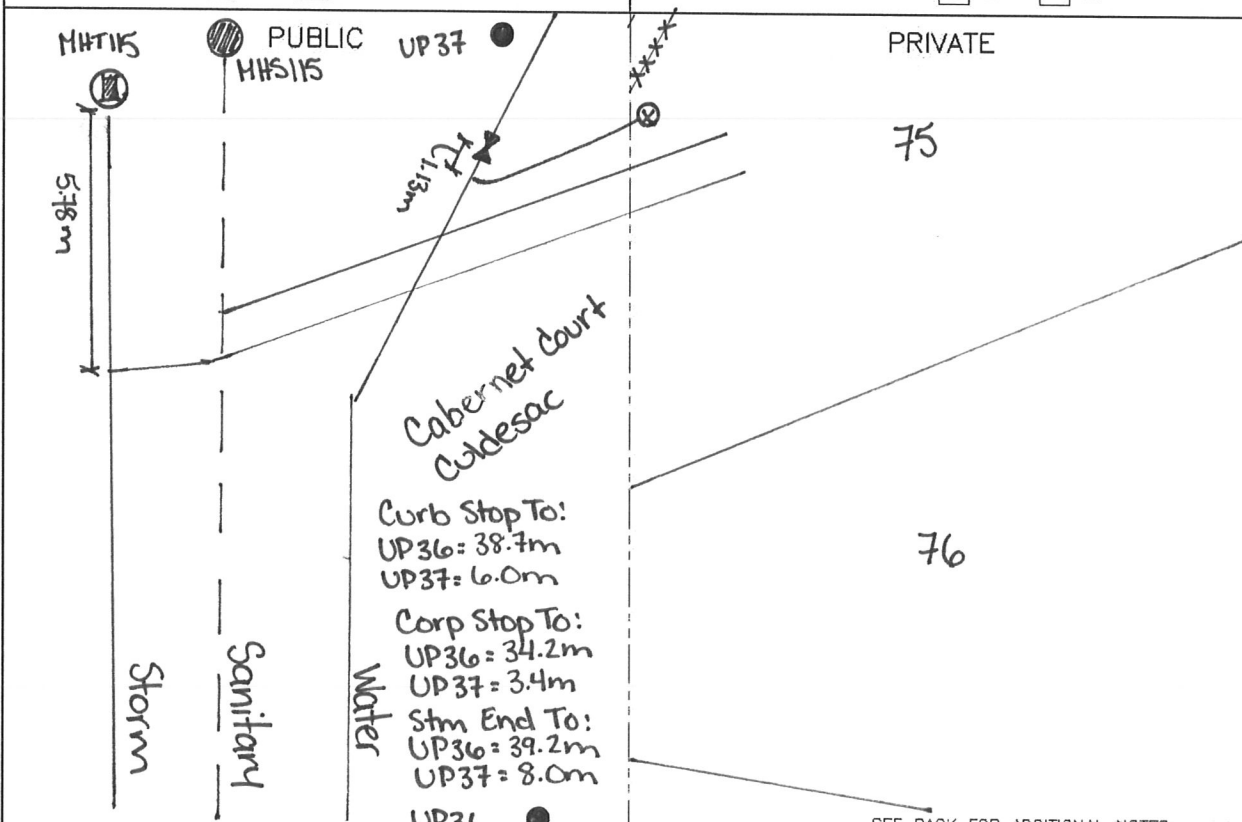
	<b>HALIFAX WATER</b> SERVICE LATERAL INFORMATION SHEET	Street <u>Cabernet Court</u> Lot <u>TH9E</u> Civic _____																																																																			
		SLID# _____																																																																			
<b>PUBLIC</b> <table border="1" style="width:100%; border-collapse: collapse; margin-top: 10px;"> <thead> <tr> <th></th> <th>Water</th> <th>Sanitary</th> <th>Storm</th> </tr> </thead> <tbody> <tr> <td>LENGTH</td> <td>6.5m</td> <td>9.61m</td> <td>11.35m</td> </tr> <tr> <td>MATERIAL</td> <td>Polyethylene</td> <td>PVC DR28</td> <td>PVC DR35</td> </tr> <tr> <td>SIZE</td> <td>25mm</td> <td>125mm</td> <td>125mm</td> </tr> <tr> <td>COLOUR</td> <td>Blue</td> <td>White</td> <td>Green</td> </tr> <tr> <td>DEPTH @ MAIN</td> <td>1.7m</td> <td>3.4m</td> <td>3.4m</td> </tr> <tr> <td>DEPTH @ ST. LINE</td> <td>1.6m</td> <td>2.6m</td> <td>2.6m</td> </tr> <tr> <td>ELEV @ MAIN</td> <td>107.58</td> <td>105.87</td> <td>105.87</td> </tr> <tr> <td>ELEV @ ST. LINE</td> <td>107.87</td> <td>107.07</td> <td>107.05</td> </tr> <tr> <td>MAIN SIZE</td> <td>250mm</td> <td>200mm</td> <td>375mm</td> </tr> </tbody> </table> <p>Contractor <u>Dexter Construction</u>          Inspected By <u>Trevor Carter - GENIVAR Inc.</u>          Date <u>April 2011</u>          Record Dwg. # <u>009109-006001</u></p> <p>         Insulation <input checked="" type="checkbox"/> Yes <input type="checkbox"/> No          Rock <input type="checkbox"/> Yes <input type="checkbox"/> No          Clay Plug <input type="checkbox"/> Yes <input type="checkbox"/> No          Trace Wire <input checked="" type="checkbox"/> Yes <input type="checkbox"/> No          Anode <input type="checkbox"/> Yes <input checked="" type="checkbox"/> No       </p>		Water	Sanitary	Storm	LENGTH	6.5m	9.61m	11.35m	MATERIAL	Polyethylene	PVC DR28	PVC DR35	SIZE	25mm	125mm	125mm	COLOUR	Blue	White	Green	DEPTH @ MAIN	1.7m	3.4m	3.4m	DEPTH @ ST. LINE	1.6m	2.6m	2.6m	ELEV @ MAIN	107.58	105.87	105.87	ELEV @ ST. LINE	107.87	107.07	107.05	MAIN SIZE	250mm	200mm	375mm	<b>PRIVATE</b> <table border="1" style="width:100%; border-collapse: collapse; margin-top: 10px;"> <thead> <tr> <th></th> <th>Water</th> <th>Sanitary</th> <th>Storm</th> </tr> </thead> <tbody> <tr><td>LENGTH</td><td></td><td></td><td></td></tr> <tr><td>MATERIAL</td><td></td><td></td><td></td></tr> <tr><td>SIZE</td><td></td><td></td><td></td></tr> <tr><td>COLOUR</td><td></td><td></td><td></td></tr> <tr><td>DEPTH @ ST. LINE</td><td></td><td></td><td></td></tr> <tr><td>DEPTH @ BLDG</td><td></td><td></td><td></td></tr> </tbody> </table> <p>         Contractor _____          Inspected By _____          Date _____       </p> <p>         Sanitary Type: Pressurized <input type="checkbox"/> Gravity <input type="checkbox"/>          Private Lift Station Info: Lift: <input type="checkbox"/> Distance <input type="checkbox"/>          Insulation: <input type="checkbox"/> Yes <input type="checkbox"/> No          Rock: <input type="checkbox"/> Yes <input type="checkbox"/> No          Clay Plug: <input type="checkbox"/> Yes <input type="checkbox"/> No          Foundation Drain Connected: <input type="checkbox"/> Yes <input type="checkbox"/> No          Rain Leaders Connected: <input type="checkbox"/> Yes <input type="checkbox"/> No          Trace Wire: <input type="checkbox"/> Yes <input type="checkbox"/> No          Sound Check: <input type="checkbox"/> Yes <input type="checkbox"/> No       </p>		Water	Sanitary	Storm	LENGTH				MATERIAL				SIZE				COLOUR				DEPTH @ ST. LINE				DEPTH @ BLDG			
	Water	Sanitary	Storm																																																																		
LENGTH	6.5m	9.61m	11.35m																																																																		
MATERIAL	Polyethylene	PVC DR28	PVC DR35																																																																		
SIZE	25mm	125mm	125mm																																																																		
COLOUR	Blue	White	Green																																																																		
DEPTH @ MAIN	1.7m	3.4m	3.4m																																																																		
DEPTH @ ST. LINE	1.6m	2.6m	2.6m																																																																		
ELEV @ MAIN	107.58	105.87	105.87																																																																		
ELEV @ ST. LINE	107.87	107.07	107.05																																																																		
MAIN SIZE	250mm	200mm	375mm																																																																		
	Water	Sanitary	Storm																																																																		
LENGTH																																																																					
MATERIAL																																																																					
SIZE																																																																					
COLOUR																																																																					
DEPTH @ ST. LINE																																																																					
DEPTH @ BLDG																																																																					
 <p> <b>PUBLIC</b>   <b>PRIVATE</b>          UP25   MHS.106   TH9E   TH10A          Storm   Sanitary   Water          Curb Stop To:          UP24 = 29.3m          UP25 = 29.2m          Corp Stop To:          UP24 = 27.0m          UP25 = 25.6m          Stm End To:          UP24 = 30.7m          UP25 = 29.8m          8.78m vertical dimension on left side.          SEE BACK FOR ADDITIONAL NOTES       </p>																																																																					


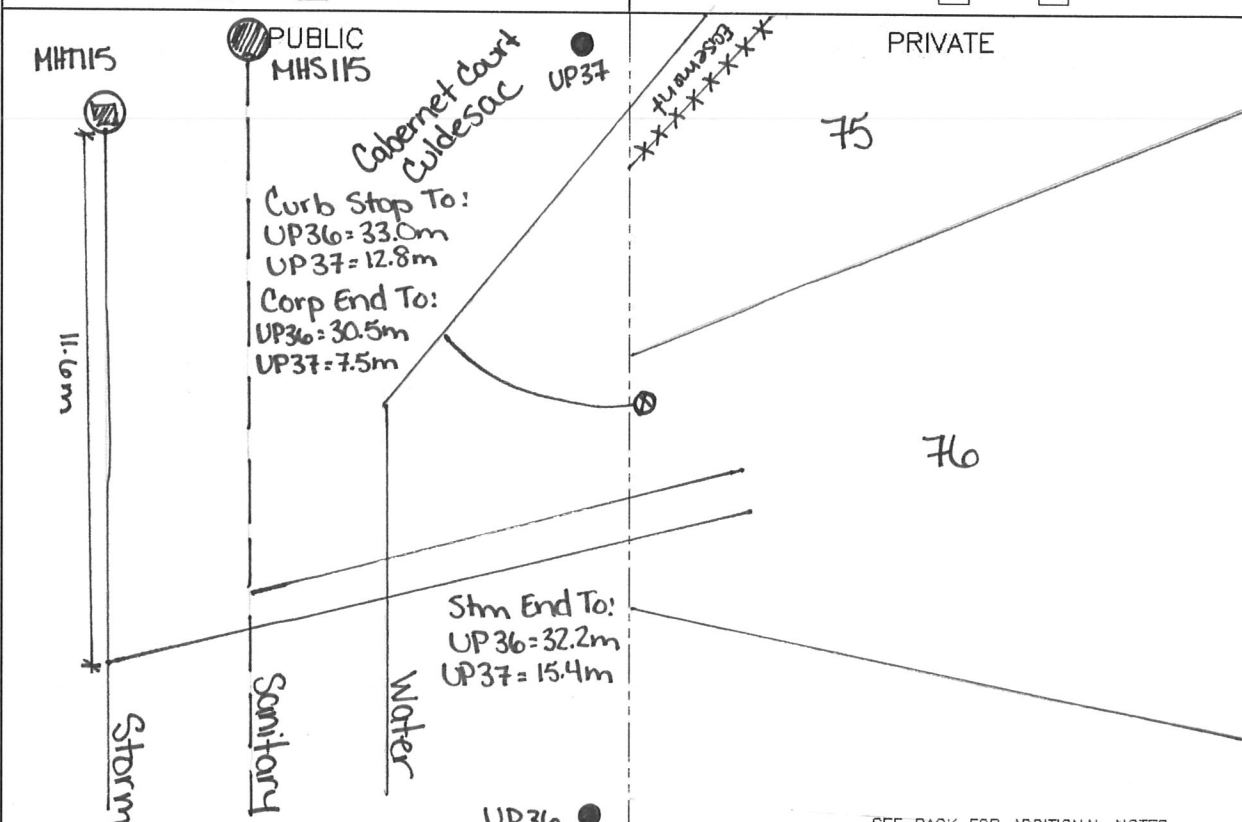
	<b>HALIFAX WATER</b> SERVICE LATERAL INFORMATION SHEET	Street <u>Cabernet Court</u> Lot <u>72</u> Civic _____	SLID# _____																																																																		
<p><b>PUBLIC</b></p> <table border="1" style="width:100%; border-collapse: collapse;"> <thead> <tr> <th></th> <th>Water</th> <th>Sanitary</th> <th>Storm</th> </tr> </thead> <tbody> <tr> <td>LENGTH</td> <td><u>16.19m</u></td> <td><u>15.71m</u></td> <td><u>14.45m</u></td> </tr> <tr> <td>MATERIAL</td> <td><u>Polyethylene</u></td> <td><u>PVC DR28</u></td> <td><u>PVC DR35</u></td> </tr> <tr> <td>SIZE</td> <td><u>25mm</u></td> <td><u>125mm</u></td> <td><u>125mm</u></td> </tr> <tr> <td>COLOUR</td> <td><u>Blue</u></td> <td><u>White</u></td> <td><u>Green</u></td> </tr> <tr> <td>DEPTH @ MAIN</td> <td><u>1.8m</u></td> <td><u>2.9m</u></td> <td><u>2.8m</u></td> </tr> <tr> <td>DEPTH @ ST. LINE</td> <td><u>1.8m</u></td> <td><u>2.3m</u></td> <td><u>2.3m</u></td> </tr> <tr> <td>ELEV @ MAIN</td> <td><u>106.34</u></td> <td><u>105.29</u></td> <td><u>105.42</u></td> </tr> <tr> <td>ELEV @ ST. LINE</td> <td><u>106.52</u></td> <td><u>106.07</u></td> <td><u>106.05</u></td> </tr> <tr> <td>MAIN SIZE</td> <td><u>200mm</u></td> <td><u>200mm</u></td> <td><u>300mm</u></td> </tr> </tbody> </table> <p>Contractor <u>Dexter Construction</u>          Inspected By <u>Trevor Carter - GENIVAR Inc.</u>          Date <u>May 2011</u>          Record Dwg. # <u>D09109-006 001</u></p> <p>Insulation          Rock <input type="checkbox"/> Yes <input type="checkbox"/> No          Clay Plug <input type="checkbox"/> Yes <input type="checkbox"/> No          Trace Wire <input checked="" type="checkbox"/> Yes <input type="checkbox"/> No          Anode <input type="checkbox"/> Yes <input checked="" type="checkbox"/> No</p>		Water	Sanitary	Storm	LENGTH	<u>16.19m</u>	<u>15.71m</u>	<u>14.45m</u>	MATERIAL	<u>Polyethylene</u>	<u>PVC DR28</u>	<u>PVC DR35</u>	SIZE	<u>25mm</u>	<u>125mm</u>	<u>125mm</u>	COLOUR	<u>Blue</u>	<u>White</u>	<u>Green</u>	DEPTH @ MAIN	<u>1.8m</u>	<u>2.9m</u>	<u>2.8m</u>	DEPTH @ ST. LINE	<u>1.8m</u>	<u>2.3m</u>	<u>2.3m</u>	ELEV @ MAIN	<u>106.34</u>	<u>105.29</u>	<u>105.42</u>	ELEV @ ST. LINE	<u>106.52</u>	<u>106.07</u>	<u>106.05</u>	MAIN SIZE	<u>200mm</u>	<u>200mm</u>	<u>300mm</u>	<p><b>PRIVATE</b></p> <table border="1" style="width:100%; border-collapse: collapse;"> <thead> <tr> <th></th> <th>Water</th> <th>Sanitary</th> <th>Storm</th> </tr> </thead> <tbody> <tr> <td>LENGTH</td> <td></td> <td></td> <td></td> </tr> <tr> <td>MATERIAL</td> <td></td> <td></td> <td></td> </tr> <tr> <td>SIZE</td> <td></td> <td></td> <td></td> </tr> <tr> <td>COLOUR</td> <td></td> <td></td> <td></td> </tr> <tr> <td>DEPTH @ ST. LINE</td> <td></td> <td></td> <td></td> </tr> <tr> <td>DEPTH @ BLDG</td> <td></td> <td></td> <td></td> </tr> </tbody> </table> <p>Contractor _____          Inspected By _____          Date _____</p> <p>Sanitary Type. Pressurized <input type="checkbox"/> Gravity <input type="checkbox"/>          Private Lift Station Info. Lift: <input type="checkbox"/> Distance <input type="checkbox"/>          Insulation          Rock <input type="checkbox"/> Yes <input type="checkbox"/> No          Clay Plug <input type="checkbox"/> Yes <input type="checkbox"/> No          Foundation Drain Connected <input type="checkbox"/> Yes <input type="checkbox"/> No          Rain Leaders Connected <input type="checkbox"/> Yes <input type="checkbox"/> No          Trace Wire <input type="checkbox"/> Yes <input type="checkbox"/> No          Sound Check <input type="checkbox"/> Yes <input type="checkbox"/> No</p>		Water	Sanitary	Storm	LENGTH				MATERIAL				SIZE				COLOUR				DEPTH @ ST. LINE				DEPTH @ BLDG			
	Water	Sanitary	Storm																																																																		
LENGTH	<u>16.19m</u>	<u>15.71m</u>	<u>14.45m</u>																																																																		
MATERIAL	<u>Polyethylene</u>	<u>PVC DR28</u>	<u>PVC DR35</u>																																																																		
SIZE	<u>25mm</u>	<u>125mm</u>	<u>125mm</u>																																																																		
COLOUR	<u>Blue</u>	<u>White</u>	<u>Green</u>																																																																		
DEPTH @ MAIN	<u>1.8m</u>	<u>2.9m</u>	<u>2.8m</u>																																																																		
DEPTH @ ST. LINE	<u>1.8m</u>	<u>2.3m</u>	<u>2.3m</u>																																																																		
ELEV @ MAIN	<u>106.34</u>	<u>105.29</u>	<u>105.42</u>																																																																		
ELEV @ ST. LINE	<u>106.52</u>	<u>106.07</u>	<u>106.05</u>																																																																		
MAIN SIZE	<u>200mm</u>	<u>200mm</u>	<u>300mm</u>																																																																		
	Water	Sanitary	Storm																																																																		
LENGTH																																																																					
MATERIAL																																																																					
SIZE																																																																					
COLOUR																																																																					
DEPTH @ ST. LINE																																																																					
DEPTH @ BLDG																																																																					
<p>● <b>UP36</b></p> <p>           Curb Stop To:            UP36 = <u>39.8m</u>            UP37 = <u>16.9m</u>            Corp Stop To:            UP36 = <u>27.1m</u>            UP37 = <u>11.4m</u>            San End To:            UP36 = <u>41.2m</u>            UP37 = <u>18.5m</u> </p> 	<p><b>PRIVATE</b></p> <p style="text-align: center; font-size: 2em;">71</p> <p style="text-align: center; font-size: 2em;">72</p> <p style="text-align: center; font-size: 2em;">73</p> <p style="text-align: right;">SEE BACK FOR ADDITIONAL NOTES →</p>																																																																				


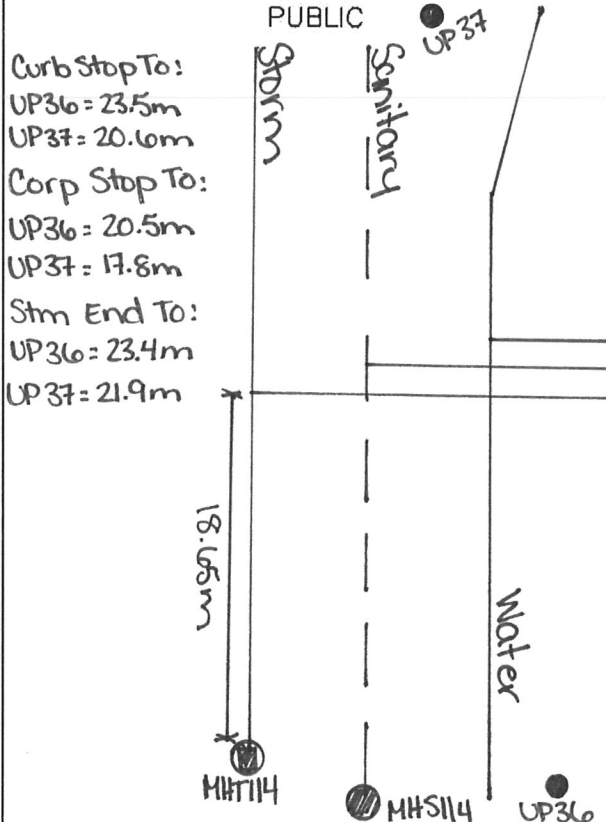
	<b>HALIFAX WATER</b> SERVICE LATERAL INFORMATION SHEET	Street <u>Cabernet Court</u> Lot <u>73</u> Civic _____	SLID# _____																																																																		
<table border="1" style="width:100%; border-collapse: collapse;"> <thead> <tr> <th style="width:10%;"></th> <th style="width:25%;">Water</th> <th style="width:25%;">Sanitary</th> <th style="width:25%;">Storm</th> </tr> </thead> <tbody> <tr> <td>LENGTH</td> <td>13.4m</td> <td>11.23m</td> <td>6.15m</td> </tr> <tr> <td>MATERIAL</td> <td>Polyethylene</td> <td>PVC DR28</td> <td>PVC DR35</td> </tr> <tr> <td>SIZE</td> <td>25mm</td> <td>125mm</td> <td>125mm</td> </tr> <tr> <td>COLOUR</td> <td>Blue</td> <td>White</td> <td>Green</td> </tr> <tr> <td>DEPTH @ MAIN</td> <td>1.8m</td> <td>2.9m</td> <td>2.6m</td> </tr> <tr> <td>DEPTH @ ST. LINE</td> <td>1.7m</td> <td>2.3m</td> <td>2.3m</td> </tr> <tr> <td>ELEV @ MAIN</td> <td>106.36</td> <td>105.32</td> <td>105.53</td> </tr> <tr> <td>ELEV @ ST. LINE</td> <td>106.63</td> <td>106.14</td> <td>106.13</td> </tr> <tr> <td>MAIN SIZE</td> <td>200mm</td> <td>200mm</td> <td>300mm</td> </tr> </tbody> </table> <p>Contractor <u>Dexter Construction</u>          Inspected By <u>Trevor Carter - GENIVAR Inc.</u>          Date <u>May 2011</u>          Record Dwg. # <u>D09109-006 001</u></p> <p>Insulation <input checked="" type="checkbox"/> Yes <input type="checkbox"/> No          Rock <input type="checkbox"/> Yes <input type="checkbox"/> No          Clay Plug <input type="checkbox"/> Yes <input type="checkbox"/> No          Trace Wire <input checked="" type="checkbox"/> Yes <input type="checkbox"/> No          Anode <input type="checkbox"/> Yes <input checked="" type="checkbox"/> No</p>		Water	Sanitary	Storm	LENGTH	13.4m	11.23m	6.15m	MATERIAL	Polyethylene	PVC DR28	PVC DR35	SIZE	25mm	125mm	125mm	COLOUR	Blue	White	Green	DEPTH @ MAIN	1.8m	2.9m	2.6m	DEPTH @ ST. LINE	1.7m	2.3m	2.3m	ELEV @ MAIN	106.36	105.32	105.53	ELEV @ ST. LINE	106.63	106.14	106.13	MAIN SIZE	200mm	200mm	300mm	<table border="1" style="width:100%; border-collapse: collapse;"> <thead> <tr> <th style="width:10%;"></th> <th style="width:25%;">Water</th> <th style="width:25%;">Sanitary</th> <th style="width:25%;">Storm</th> </tr> </thead> <tbody> <tr><td>LENGTH</td><td></td><td></td><td></td></tr> <tr><td>MATERIAL</td><td></td><td></td><td></td></tr> <tr><td>SIZE</td><td></td><td></td><td></td></tr> <tr><td>COLOUR</td><td></td><td></td><td></td></tr> <tr><td>DEPTH @ ST. LINE</td><td></td><td></td><td></td></tr> <tr><td>DEPTH @ BLDG</td><td></td><td></td><td></td></tr> </tbody> </table> <p>Contractor _____          Inspected By _____          Date _____</p> <p>Sanitary Type: Pressurized <input type="checkbox"/> Gravity <input type="checkbox"/>          Private Lift Station Info: Lift <input type="checkbox"/> Distance <input type="checkbox"/></p> <p>Insulation: Rock <input type="checkbox"/> Yes <input type="checkbox"/> No          Clay Plug <input type="checkbox"/> Yes <input type="checkbox"/> No          Foundation Drain Connected <input type="checkbox"/> Yes <input type="checkbox"/> No          Rain Leaders Connected <input type="checkbox"/> Yes <input type="checkbox"/> No          Trace Wire <input type="checkbox"/> Yes <input type="checkbox"/> No          Sound Check <input type="checkbox"/> Yes <input type="checkbox"/> No</p>		Water	Sanitary	Storm	LENGTH				MATERIAL				SIZE				COLOUR				DEPTH @ ST. LINE				DEPTH @ BLDG			
	Water	Sanitary	Storm																																																																		
LENGTH	13.4m	11.23m	6.15m																																																																		
MATERIAL	Polyethylene	PVC DR28	PVC DR35																																																																		
SIZE	25mm	125mm	125mm																																																																		
COLOUR	Blue	White	Green																																																																		
DEPTH @ MAIN	1.8m	2.9m	2.6m																																																																		
DEPTH @ ST. LINE	1.7m	2.3m	2.3m																																																																		
ELEV @ MAIN	106.36	105.32	105.53																																																																		
ELEV @ ST. LINE	106.63	106.14	106.13																																																																		
MAIN SIZE	200mm	200mm	300mm																																																																		
	Water	Sanitary	Storm																																																																		
LENGTH																																																																					
MATERIAL																																																																					
SIZE																																																																					
COLOUR																																																																					
DEPTH @ ST. LINE																																																																					
DEPTH @ BLDG																																																																					
<p style="text-align: center;">PUBLIC</p> <p style="text-align: center;">Cabernet Court Culdesac</p>  <p>Curb Stop To:          UP37 = 10.2m          UP38 = 38.7m          Corp Stop To:          UP37 = 8.7m          UP38 = 31.4m</p> <p>San End To:          UP37 = 10.9m          UP38 = 40.4m</p>	<p style="text-align: center;">PRIVATE</p> <p style="text-align: center;">73</p> <p style="text-align: center;">74</p> <p style="text-align: center;">Walkway Easement</p> <p style="text-align: right;">SEE BACK FOR ADDITIONAL NOTES</p>																																																																				


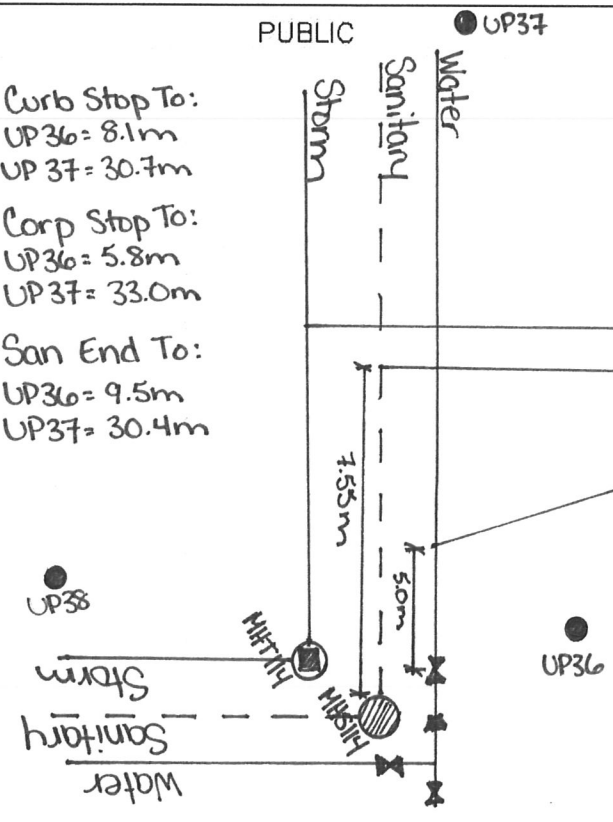
 <p><b>HALIFAX WATER</b> SERVICE LATERAL INFORMATION SHEET</p>		<p>Street <u>Cabernet Court</u> Lot <u>74</u> Civic _____</p>																																																																					
		SLID# _____																																																																					
<p><b>PUBLIC</b></p> <table border="1" style="width:100%; border-collapse: collapse;"> <thead> <tr> <th></th> <th>Water</th> <th>Sanitary</th> <th>Storm</th> </tr> </thead> <tbody> <tr> <td>LENGTH</td> <td>7.81m</td> <td>9.10m</td> <td>6.61m</td> </tr> <tr> <td>MATERIAL</td> <td>Polyethylene</td> <td>PVC DR28</td> <td>PVC DR35</td> </tr> <tr> <td>SIZE</td> <td>25mm</td> <td>125mm</td> <td>125mm</td> </tr> <tr> <td>COLOUR</td> <td>Blue</td> <td>White</td> <td>Green</td> </tr> <tr> <td>DEPTH @ MAIN</td> <td>1.8m</td> <td>2.8m</td> <td>2.6m</td> </tr> <tr> <td>DEPTH @ ST. LINE</td> <td>1.8m</td> <td>2.3m</td> <td>2.2m</td> </tr> <tr> <td>ELEV @ MAIN</td> <td>106.35</td> <td>105.35</td> <td>105.54</td> </tr> <tr> <td>ELEV @ ST. LINE</td> <td>106.69</td> <td>106.13</td> <td>106.24</td> </tr> <tr> <td>MAIN SIZE</td> <td>200mm</td> <td>200mm</td> <td>300mm</td> </tr> </tbody> </table> <p>Contractor <u>Dexter Construction</u> Inspected By <u>Trevor Carter - GENIVAR Inc.</u> Date <u>May 2011</u> Record Dwg. # <u>D09109-006 001</u></p> <p>Insulation          Rock <input checked="" type="checkbox"/> Yes <input type="checkbox"/> No          Clay Plug <input type="checkbox"/> Yes <input type="checkbox"/> No          Trace Wire <input checked="" type="checkbox"/> Yes <input type="checkbox"/> No          Anode <input type="checkbox"/> Yes <input checked="" type="checkbox"/> No</p>			Water	Sanitary	Storm	LENGTH	7.81m	9.10m	6.61m	MATERIAL	Polyethylene	PVC DR28	PVC DR35	SIZE	25mm	125mm	125mm	COLOUR	Blue	White	Green	DEPTH @ MAIN	1.8m	2.8m	2.6m	DEPTH @ ST. LINE	1.8m	2.3m	2.2m	ELEV @ MAIN	106.35	105.35	105.54	ELEV @ ST. LINE	106.69	106.13	106.24	MAIN SIZE	200mm	200mm	300mm	<p><b>PRIVATE</b></p> <table border="1" style="width:100%; border-collapse: collapse;"> <thead> <tr> <th></th> <th>Water</th> <th>Sanitary</th> <th>Storm</th> </tr> </thead> <tbody> <tr> <td>LENGTH</td> <td></td> <td></td> <td></td> </tr> <tr> <td>MATERIAL</td> <td></td> <td></td> <td></td> </tr> <tr> <td>SIZE</td> <td></td> <td></td> <td></td> </tr> <tr> <td>COLOUR</td> <td></td> <td></td> <td></td> </tr> <tr> <td>DEPTH @ ST. LINE</td> <td></td> <td></td> <td></td> </tr> <tr> <td>DEPTH @ BLDG</td> <td></td> <td></td> <td></td> </tr> </tbody> </table> <p>Contractor _____ Inspected By _____ Date _____</p> <p>Sanitary Type: Pressurized <input type="checkbox"/> Gravity <input type="checkbox"/>          Private Lift Station Info: Lift: <input type="checkbox"/> Distance <input type="checkbox"/></p> <p>Insulation          Rock <input type="checkbox"/> Yes <input type="checkbox"/> No          Clay Plug <input type="checkbox"/> Yes <input type="checkbox"/> No          Foundation Drain Connected <input type="checkbox"/> Yes <input type="checkbox"/> No          Rain Leaders Connected <input type="checkbox"/> Yes <input type="checkbox"/> No          Trace Wire <input type="checkbox"/> Yes <input type="checkbox"/> No          Sound Check <input type="checkbox"/> Yes <input type="checkbox"/> No</p>			Water	Sanitary	Storm	LENGTH				MATERIAL				SIZE				COLOUR				DEPTH @ ST. LINE				DEPTH @ BLDG			
	Water	Sanitary	Storm																																																																				
LENGTH	7.81m	9.10m	6.61m																																																																				
MATERIAL	Polyethylene	PVC DR28	PVC DR35																																																																				
SIZE	25mm	125mm	125mm																																																																				
COLOUR	Blue	White	Green																																																																				
DEPTH @ MAIN	1.8m	2.8m	2.6m																																																																				
DEPTH @ ST. LINE	1.8m	2.3m	2.2m																																																																				
ELEV @ MAIN	106.35	105.35	105.54																																																																				
ELEV @ ST. LINE	106.69	106.13	106.24																																																																				
MAIN SIZE	200mm	200mm	300mm																																																																				
	Water	Sanitary	Storm																																																																				
LENGTH																																																																							
MATERIAL																																																																							
SIZE																																																																							
COLOUR																																																																							
DEPTH @ ST. LINE																																																																							
DEPTH @ BLDG																																																																							
<p style="text-align: center;"><b>PUBLIC</b></p> <p style="text-align: center;">Cabernet Court Culdesac</p>  <p>UP38 ●</p> <p>Storm _____</p> <p>Sanitary - - - - -</p> <p>Water _____</p> <p>Curb Stop To:          UP37 = 3.1m          UP38 = 42.1m          Corp Stop To:          UP37 = 5.0m          UP38 = 35.2m          San End To:          UP37 = 5.3m    UP38 = 43.5m</p> <p>MHT115 ●</p> <p>MHS 115 ●</p> <p>1.13m</p> <p>2.94m</p> <p>UP37 ●</p> <p>Walkway Easement</p>		<p style="text-align: center;"><b>PRIVATE</b></p> <p style="text-align: center;">73</p> <p style="text-align: center;">74</p> <p style="text-align: right;">SEE BACK FOR ADDITIONAL NOTES →</p>																																																																					


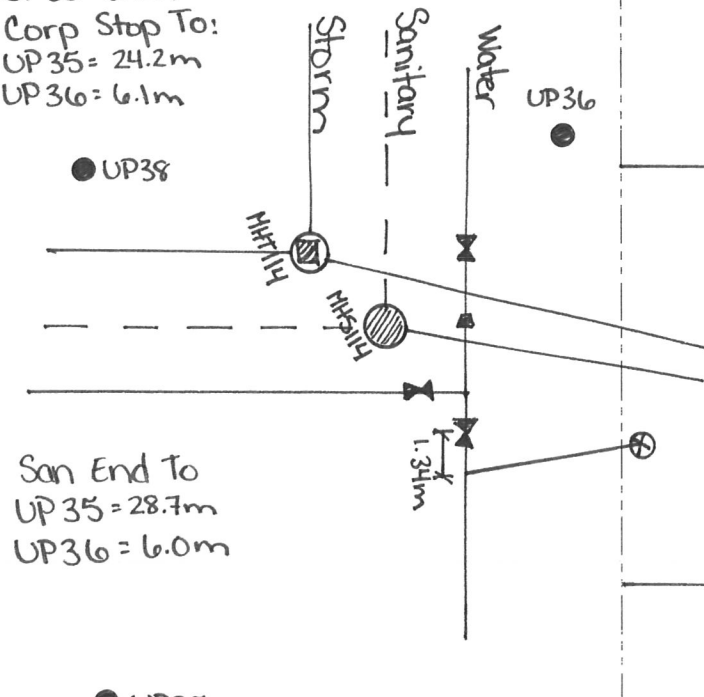


	<b>HALIFAX WATER</b> SERVICE LATERAL INFORMATION SHEET	Street <u>Cabernet Court</u> Lot <u>75</u> Civic _____																																																																			
		SLID# _____																																																																			
<p><b>PUBLIC</b></p> <table border="1" style="width:100%; border-collapse: collapse;"> <thead> <tr> <th></th> <th>Water</th> <th>Sanitary</th> <th>Storm</th> </tr> </thead> <tbody> <tr> <td>LENGTH</td> <td>7.23m</td> <td>15.81m</td> <td>17.38m</td> </tr> <tr> <td>MATERIAL</td> <td>Polyethylene</td> <td>PVC DR28</td> <td>PVC DR35</td> </tr> <tr> <td>SIZE</td> <td>25mm</td> <td>125mm</td> <td>125mm</td> </tr> <tr> <td>COLOUR</td> <td>Blue</td> <td>White</td> <td>Green</td> </tr> <tr> <td>DEPTH @ MAIN</td> <td>1.8m</td> <td>2.9m</td> <td>2.7m</td> </tr> <tr> <td>DEPTH @ ST. LINE</td> <td>1.7m</td> <td>2.3m</td> <td>2.3m</td> </tr> <tr> <td>ELEV @ MAIN</td> <td>106.37</td> <td>105.31</td> <td>105.43</td> </tr> <tr> <td>ELEV @ ST. LINE</td> <td>106.66</td> <td>106.20</td> <td>106.18</td> </tr> <tr> <td>MAIN SIZE</td> <td>200mm</td> <td>200mm</td> <td>300mm</td> </tr> </tbody> </table> <p>Contractor <u>Dexter Construction</u>          Inspected By <u>Trevor Carter - GENIVAR Inc.</u>          Date <u>May 2011</u>          Record Dwg. # <u>D09109-006 001</u></p> <p>Insulation          Rock <input checked="" type="checkbox"/> Yes <input type="checkbox"/> No          Clay Plug <input type="checkbox"/> Yes <input type="checkbox"/> No          Trace Wire <input checked="" type="checkbox"/> Yes <input type="checkbox"/> No          Anode <input type="checkbox"/> Yes <input checked="" type="checkbox"/> No</p>		Water	Sanitary	Storm	LENGTH	7.23m	15.81m	17.38m	MATERIAL	Polyethylene	PVC DR28	PVC DR35	SIZE	25mm	125mm	125mm	COLOUR	Blue	White	Green	DEPTH @ MAIN	1.8m	2.9m	2.7m	DEPTH @ ST. LINE	1.7m	2.3m	2.3m	ELEV @ MAIN	106.37	105.31	105.43	ELEV @ ST. LINE	106.66	106.20	106.18	MAIN SIZE	200mm	200mm	300mm	<p><b>PRIVATE</b></p> <table border="1" style="width:100%; border-collapse: collapse;"> <thead> <tr> <th></th> <th>Water</th> <th>Sanitary</th> <th>Storm</th> </tr> </thead> <tbody> <tr><td>LENGTH</td><td></td><td></td><td></td></tr> <tr><td>MATERIAL</td><td></td><td></td><td></td></tr> <tr><td>SIZE</td><td></td><td></td><td></td></tr> <tr><td>COLOUR</td><td></td><td></td><td></td></tr> <tr><td>DEPTH @ ST. LINE</td><td></td><td></td><td></td></tr> <tr><td>DEPTH @ BLDG</td><td></td><td></td><td></td></tr> </tbody> </table> <p>Contractor _____          Inspected By _____          Date _____</p> <p>Sanitary Type: Pressurized <input type="checkbox"/> Gravity <input type="checkbox"/>          Private Lift Station Info: Lift: <input type="checkbox"/> Distance <input type="checkbox"/></p> <p>Insulation          Rock <input type="checkbox"/> Yes <input type="checkbox"/> No          Clay Plug <input type="checkbox"/> Yes <input type="checkbox"/> No          Foundation Drain Connected <input type="checkbox"/> Yes <input type="checkbox"/> No          Rain Leaders Connected <input type="checkbox"/> Yes <input type="checkbox"/> No          Trace Wire <input type="checkbox"/> Yes <input type="checkbox"/> No          Sound Check <input type="checkbox"/> Yes <input type="checkbox"/> No</p>		Water	Sanitary	Storm	LENGTH				MATERIAL				SIZE				COLOUR				DEPTH @ ST. LINE				DEPTH @ BLDG			
	Water	Sanitary	Storm																																																																		
LENGTH	7.23m	15.81m	17.38m																																																																		
MATERIAL	Polyethylene	PVC DR28	PVC DR35																																																																		
SIZE	25mm	125mm	125mm																																																																		
COLOUR	Blue	White	Green																																																																		
DEPTH @ MAIN	1.8m	2.9m	2.7m																																																																		
DEPTH @ ST. LINE	1.7m	2.3m	2.3m																																																																		
ELEV @ MAIN	106.37	105.31	105.43																																																																		
ELEV @ ST. LINE	106.66	106.20	106.18																																																																		
MAIN SIZE	200mm	200mm	300mm																																																																		
	Water	Sanitary	Storm																																																																		
LENGTH																																																																					
MATERIAL																																																																					
SIZE																																																																					
COLOUR																																																																					
DEPTH @ ST. LINE																																																																					
DEPTH @ BLDG																																																																					
 <p style="text-align: right;">SEE BACK FOR ADDITIONAL NOTES →</p>																																																																					

	<b>HALIFAX WATER</b> SERVICE LATERAL INFORMATION SHEET	Street <u>Cabernet Court</u> Lot <u>76</u> Civic _____																																																																			
		SLID# _____																																																																			
<table border="1" style="width:100%; border-collapse: collapse;"> <thead> <tr> <th></th> <th style="text-align: center;">Water</th> <th style="text-align: center;">Sanitary</th> <th style="text-align: center;">Storm</th> </tr> </thead> <tbody> <tr> <td>LENGTH</td> <td style="text-align: center;">13.09m</td> <td style="text-align: center;">19.31m</td> <td style="text-align: center;">20.44m</td> </tr> <tr> <td>MATERIAL</td> <td style="text-align: center;">Polyethylene</td> <td style="text-align: center;">PVC DR28</td> <td style="text-align: center;">PVC DR35</td> </tr> <tr> <td>SIZE</td> <td style="text-align: center;">25mm</td> <td style="text-align: center;">125mm</td> <td style="text-align: center;">125mm</td> </tr> <tr> <td>COLOUR</td> <td style="text-align: center;">Blue</td> <td style="text-align: center;">White</td> <td style="text-align: center;">Green</td> </tr> <tr> <td>DEPTH @ MAIN</td> <td style="text-align: center;">1.8m</td> <td style="text-align: center;">2.9m</td> <td style="text-align: center;">2.8m</td> </tr> <tr> <td>DEPTH @ ST. LINE</td> <td style="text-align: center;">1.7m</td> <td style="text-align: center;">2.3m</td> <td style="text-align: center;">2.3m</td> </tr> <tr> <td>ELEV @ MAIN</td> <td style="text-align: center;">106.36</td> <td style="text-align: center;">105.27</td> <td style="text-align: center;">105.39</td> </tr> <tr> <td>ELEV @ ST. LINE</td> <td style="text-align: center;">106.61</td> <td style="text-align: center;">106.08</td> <td style="text-align: center;">106.07</td> </tr> <tr> <td>MAIN SIZE</td> <td style="text-align: center;">200mm</td> <td style="text-align: center;">200mm</td> <td style="text-align: center;">300mm</td> </tr> </tbody> </table> <p>Contractor <u>Dexter Construction</u>          Inspected By <u>Trevor Carter - GENIVAR Inc.</u>          Date <u>May 2011</u>          Record Dwg. # <u>DC9109-006 001</u></p> <p>Insulation          Rock <input type="checkbox"/> Yes <input type="checkbox"/> No          Clay Plug <input type="checkbox"/> Yes <input type="checkbox"/> No          Trace Wire <input checked="" type="checkbox"/> Yes <input type="checkbox"/> No          Anode <input type="checkbox"/> Yes <input checked="" type="checkbox"/> No</p>		Water	Sanitary	Storm	LENGTH	13.09m	19.31m	20.44m	MATERIAL	Polyethylene	PVC DR28	PVC DR35	SIZE	25mm	125mm	125mm	COLOUR	Blue	White	Green	DEPTH @ MAIN	1.8m	2.9m	2.8m	DEPTH @ ST. LINE	1.7m	2.3m	2.3m	ELEV @ MAIN	106.36	105.27	105.39	ELEV @ ST. LINE	106.61	106.08	106.07	MAIN SIZE	200mm	200mm	300mm	<table border="1" style="width:100%; border-collapse: collapse;"> <thead> <tr> <th></th> <th style="text-align: center;">Water</th> <th style="text-align: center;">Sanitary</th> <th style="text-align: center;">Storm</th> </tr> </thead> <tbody> <tr> <td>LENGTH</td> <td></td> <td></td> <td></td> </tr> <tr> <td>MATERIAL</td> <td></td> <td></td> <td></td> </tr> <tr> <td>SIZE</td> <td></td> <td></td> <td></td> </tr> <tr> <td>COLOUR</td> <td></td> <td></td> <td></td> </tr> <tr> <td>DEPTH @ ST. LINE</td> <td></td> <td></td> <td></td> </tr> <tr> <td>DEPTH @ BLDG</td> <td></td> <td></td> <td></td> </tr> </tbody> </table> <p>Contractor _____          Inspected By _____          Date _____</p> <p>Sanitary Type    Pressurized <input type="checkbox"/>    <input type="checkbox"/> Gravity          Private Lift        Lift: <input type="checkbox"/>        <input type="checkbox"/> Distance          Station Info.</p> <p>Insulation          Rock <input type="checkbox"/> Yes <input type="checkbox"/> No          Clay Plug <input type="checkbox"/> Yes <input type="checkbox"/> No          Foundation Drain Connected <input type="checkbox"/> Yes <input type="checkbox"/> No          Rain Leaders Connected <input type="checkbox"/> Yes <input type="checkbox"/> No          Trace Wire <input type="checkbox"/> Yes <input type="checkbox"/> No          Sound Check <input type="checkbox"/> Yes <input type="checkbox"/> No</p>		Water	Sanitary	Storm	LENGTH				MATERIAL				SIZE				COLOUR				DEPTH @ ST. LINE				DEPTH @ BLDG			
	Water	Sanitary	Storm																																																																		
LENGTH	13.09m	19.31m	20.44m																																																																		
MATERIAL	Polyethylene	PVC DR28	PVC DR35																																																																		
SIZE	25mm	125mm	125mm																																																																		
COLOUR	Blue	White	Green																																																																		
DEPTH @ MAIN	1.8m	2.9m	2.8m																																																																		
DEPTH @ ST. LINE	1.7m	2.3m	2.3m																																																																		
ELEV @ MAIN	106.36	105.27	105.39																																																																		
ELEV @ ST. LINE	106.61	106.08	106.07																																																																		
MAIN SIZE	200mm	200mm	300mm																																																																		
	Water	Sanitary	Storm																																																																		
LENGTH																																																																					
MATERIAL																																																																					
SIZE																																																																					
COLOUR																																																																					
DEPTH @ ST. LINE																																																																					
DEPTH @ BLDG																																																																					
 <p style="text-align: center;">SEE BACK FOR ADDITIONAL NOTES →</p>																																																																					

	<b>HALIFAX WATER</b> SERVICE LATERAL INFORMATION SHEET	Street <u>Cabernet Court</u> Lot <u>77</u> Civic _____	SLID# _____																																																																				
<p><b>PUBLIC</b></p> <table border="1" style="width:100%; border-collapse: collapse;"> <thead> <tr> <th></th> <th>Water</th> <th>Sanitary</th> <th>Storm</th> </tr> </thead> <tbody> <tr> <td>LENGTH</td> <td>14.81m</td> <td>17.12m</td> <td>19.13m</td> </tr> <tr> <td>MATERIAL</td> <td>Polyethylene</td> <td>PVC DR28</td> <td>PVC DR35</td> </tr> <tr> <td>SIZE</td> <td>25mm</td> <td>125mm</td> <td>125mm</td> </tr> <tr> <td>COLOUR</td> <td>Blue</td> <td>White</td> <td>Green</td> </tr> <tr> <td>DEPTH @ MAIN</td> <td>1.8m</td> <td>2.8m</td> <td>2.8m</td> </tr> <tr> <td>DEPTH @ ST. LINE</td> <td>1.7m</td> <td>2.3m</td> <td>2.4m</td> </tr> <tr> <td>ELEV @ MAIN</td> <td>106.38</td> <td>105.40</td> <td>105.36</td> </tr> <tr> <td>ELEV @ ST. LINE</td> <td>106.58</td> <td>106.07</td> <td>106.05</td> </tr> <tr> <td>MAIN SIZE</td> <td>200mm</td> <td>200mm</td> <td>300mm</td> </tr> </tbody> </table> <p>           Contractor <u>Dexter Construction</u>            Inspected By <u>Trevor Carter - GENIVAR Inc.</u>            Date <u>May 2011</u>            Record Dwg. # <u>D09109-006001</u> </p> <p>           Insulation <input checked="" type="checkbox"/> Yes <input type="checkbox"/> No            Rock <input type="checkbox"/> Yes <input type="checkbox"/> No            Clay Plug <input type="checkbox"/> Yes <input type="checkbox"/> No            Trace Wire <input checked="" type="checkbox"/> Yes <input type="checkbox"/> No            Anode <input type="checkbox"/> Yes <input checked="" type="checkbox"/> No         </p>			Water	Sanitary	Storm	LENGTH	14.81m	17.12m	19.13m	MATERIAL	Polyethylene	PVC DR28	PVC DR35	SIZE	25mm	125mm	125mm	COLOUR	Blue	White	Green	DEPTH @ MAIN	1.8m	2.8m	2.8m	DEPTH @ ST. LINE	1.7m	2.3m	2.4m	ELEV @ MAIN	106.38	105.40	105.36	ELEV @ ST. LINE	106.58	106.07	106.05	MAIN SIZE	200mm	200mm	300mm	<p><b>PRIVATE</b></p> <table border="1" style="width:100%; border-collapse: collapse;"> <thead> <tr> <th></th> <th>Water</th> <th>Sanitary</th> <th>Storm</th> </tr> </thead> <tbody> <tr> <td>LENGTH</td> <td></td> <td></td> <td></td> </tr> <tr> <td>MATERIAL</td> <td></td> <td></td> <td></td> </tr> <tr> <td>SIZE</td> <td></td> <td></td> <td></td> </tr> <tr> <td>COLOUR</td> <td></td> <td></td> <td></td> </tr> <tr> <td>DEPTH @ ST. LINE</td> <td></td> <td></td> <td></td> </tr> <tr> <td>DEPTH @ BLDG</td> <td></td> <td></td> <td></td> </tr> </tbody> </table> <p>           Contractor _____            Inspected By _____            Date _____         </p> <p>           Sanitary Type    Pressurized <input type="checkbox"/>    <input type="checkbox"/> Gravity            Private Lift        Lift: <input type="checkbox"/>        <input type="checkbox"/> Distance         </p> <p>           Insulation                    <input type="checkbox"/> Yes    <input type="checkbox"/> No            Rock                            <input type="checkbox"/> Yes    <input type="checkbox"/> No            Clay Plug                      <input type="checkbox"/> Yes    <input type="checkbox"/> No            Foundation Drain Connected <input type="checkbox"/> Yes    <input type="checkbox"/> No            Rain Leaders Connected    <input type="checkbox"/> Yes    <input type="checkbox"/> No            Trace Wire                    <input type="checkbox"/> Yes    <input type="checkbox"/> No            Sound Check                 <input type="checkbox"/> Yes    <input type="checkbox"/> No         </p>			Water	Sanitary	Storm	LENGTH				MATERIAL				SIZE				COLOUR				DEPTH @ ST. LINE				DEPTH @ BLDG			
	Water	Sanitary	Storm																																																																				
LENGTH	14.81m	17.12m	19.13m																																																																				
MATERIAL	Polyethylene	PVC DR28	PVC DR35																																																																				
SIZE	25mm	125mm	125mm																																																																				
COLOUR	Blue	White	Green																																																																				
DEPTH @ MAIN	1.8m	2.8m	2.8m																																																																				
DEPTH @ ST. LINE	1.7m	2.3m	2.4m																																																																				
ELEV @ MAIN	106.38	105.40	105.36																																																																				
ELEV @ ST. LINE	106.58	106.07	106.05																																																																				
MAIN SIZE	200mm	200mm	300mm																																																																				
	Water	Sanitary	Storm																																																																				
LENGTH																																																																							
MATERIAL																																																																							
SIZE																																																																							
COLOUR																																																																							
DEPTH @ ST. LINE																																																																							
DEPTH @ BLDG																																																																							
<p><b>PUBLIC</b></p> <p>           Curb Stop To:            UP36 = 23.5m            UP37 = 20.6m            Corp Stop To:            UP36 = 20.5m            UP37 = 17.8m            Stm End To:            UP36 = 23.4m            UP37 = 21.9m         </p> <p>           18.65m            MH114    MH114    UP36         </p> 		<p><b>PRIVATE</b></p> <p>76</p> <p>77</p> <p>78</p> <p>SEE BACK FOR ADDITIONAL NOTES →</p>																																																																					

	<b>HALIFAX WATER</b> SERVICE LATERAL INFORMATION SHEET	Street <u>Cabernet Court</u> Lot <u>78</u> Civic _____	SID# _____																																																																		
<p><b>PUBLIC</b></p> <table border="1" style="width:100%; border-collapse: collapse;"> <thead> <tr> <th></th> <th>Water</th> <th>Sanitary</th> <th>Storm</th> </tr> </thead> <tbody> <tr> <td>LENGTH</td> <td>7.3m</td> <td>10.51m</td> <td>11.74m</td> </tr> <tr> <td>MATERIAL</td> <td>Polyethylene</td> <td>PVC DR28</td> <td>PVC DR35</td> </tr> <tr> <td>SIZE</td> <td>25mm</td> <td>125mm</td> <td>125mm</td> </tr> <tr> <td>COLOUR</td> <td>Blue</td> <td>White</td> <td>Green</td> </tr> <tr> <td>DEPTH @ MAIN</td> <td>1.8m</td> <td>3.1m</td> <td>3.0m</td> </tr> <tr> <td>DEPTH @ ST. LINE</td> <td>1.7m</td> <td>2.3m</td> <td>2.2m</td> </tr> <tr> <td>ELEV @ MAIN</td> <td>106.47</td> <td>105.14</td> <td>105.26</td> </tr> <tr> <td>ELEV @ ST. LINE</td> <td>106.72</td> <td>106.19</td> <td>106.22</td> </tr> <tr> <td>MAIN SIZE</td> <td>200mm</td> <td>200mm</td> <td>300mm</td> </tr> </tbody> </table> <p>Contractor <u>Dexter Construction</u>          Inspected By <u>Trevor Carter - GENIVAR Inc.</u>          Date <u>May 2011</u>          Record Dwg. # <u>D99109-006 001</u></p> <p>Insulation <input checked="" type="checkbox"/> Yes <input type="checkbox"/> No          Rock <input type="checkbox"/> Yes <input type="checkbox"/> No          Clay Plug <input type="checkbox"/> Yes <input type="checkbox"/> No          Trace Wire <input checked="" type="checkbox"/> Yes <input type="checkbox"/> No          Anode <input type="checkbox"/> Yes <input checked="" type="checkbox"/> No</p>		Water	Sanitary	Storm	LENGTH	7.3m	10.51m	11.74m	MATERIAL	Polyethylene	PVC DR28	PVC DR35	SIZE	25mm	125mm	125mm	COLOUR	Blue	White	Green	DEPTH @ MAIN	1.8m	3.1m	3.0m	DEPTH @ ST. LINE	1.7m	2.3m	2.2m	ELEV @ MAIN	106.47	105.14	105.26	ELEV @ ST. LINE	106.72	106.19	106.22	MAIN SIZE	200mm	200mm	300mm	<p><b>PRIVATE</b></p> <table border="1" style="width:100%; border-collapse: collapse;"> <thead> <tr> <th></th> <th>Water</th> <th>Sanitary</th> <th>Storm</th> </tr> </thead> <tbody> <tr> <td>LENGTH</td> <td></td> <td></td> <td></td> </tr> <tr> <td>MATERIAL</td> <td></td> <td></td> <td></td> </tr> <tr> <td>SIZE</td> <td></td> <td></td> <td></td> </tr> <tr> <td>COLOUR</td> <td></td> <td></td> <td></td> </tr> <tr> <td>DEPTH @ ST. LINE</td> <td></td> <td></td> <td></td> </tr> <tr> <td>DEPTH @ BLDG</td> <td></td> <td></td> <td></td> </tr> </tbody> </table> <p>Contractor _____          Inspected By _____          Date _____</p> <p>Sanitary Type    Pressurized <input type="checkbox"/>    Gravity <input type="checkbox"/>          Private Lift    Lift: <input type="checkbox"/>    Distance <input type="checkbox"/></p> <p>Insulation    <input type="checkbox"/> Yes    <input type="checkbox"/> No          Rock    <input type="checkbox"/> Yes    <input type="checkbox"/> No          Clay Plug    <input type="checkbox"/> Yes    <input type="checkbox"/> No          Foundation Drain Connected    <input type="checkbox"/> Yes    <input type="checkbox"/> No          Rain Leaders Connected    <input type="checkbox"/> Yes    <input type="checkbox"/> No          Trace Wire    <input type="checkbox"/> Yes    <input type="checkbox"/> No          Sound Check    <input type="checkbox"/> Yes    <input type="checkbox"/> No</p>		Water	Sanitary	Storm	LENGTH				MATERIAL				SIZE				COLOUR				DEPTH @ ST. LINE				DEPTH @ BLDG			
	Water	Sanitary	Storm																																																																		
LENGTH	7.3m	10.51m	11.74m																																																																		
MATERIAL	Polyethylene	PVC DR28	PVC DR35																																																																		
SIZE	25mm	125mm	125mm																																																																		
COLOUR	Blue	White	Green																																																																		
DEPTH @ MAIN	1.8m	3.1m	3.0m																																																																		
DEPTH @ ST. LINE	1.7m	2.3m	2.2m																																																																		
ELEV @ MAIN	106.47	105.14	105.26																																																																		
ELEV @ ST. LINE	106.72	106.19	106.22																																																																		
MAIN SIZE	200mm	200mm	300mm																																																																		
	Water	Sanitary	Storm																																																																		
LENGTH																																																																					
MATERIAL																																																																					
SIZE																																																																					
COLOUR																																																																					
DEPTH @ ST. LINE																																																																					
DEPTH @ BLDG																																																																					
<p><b>PUBLIC</b></p> <p>Curb Stop To:          UP36 = 8.1m          UP37 = 30.7m</p> <p>Corp Stop To:          UP36 = 5.8m          UP37 = 33.0m</p> <p>San End To:          UP36 = 9.5m          UP37 = 30.4m</p> 	<p><b>PRIVATE</b></p> <p>77</p> <p>78</p> <p>79</p> <p style="text-align: right;">SEE BACK FOR ADDITIONAL NOTES →</p>																																																																				

	<b>HALIFAX WATER</b> SERVICE LATERAL INFORMATION SHEET	Street <u>Cabernet Court</u> Lot <u>79</u> Civic _____	SLID# _____																																																																		
<p><b>PUBLIC</b></p> <table border="1" style="width:100%; border-collapse: collapse;"> <thead> <tr> <th></th> <th>Water</th> <th>Sanitary</th> <th>Storm</th> </tr> </thead> <tbody> <tr> <td>LENGTH</td> <td>6.73m</td> <td>9.43m</td> <td>10.95m</td> </tr> <tr> <td>MATERIAL</td> <td>Polyethylene</td> <td>PVC DR28</td> <td>PVC DR35</td> </tr> <tr> <td>SIZE</td> <td>25mm</td> <td>125mm</td> <td>125mm</td> </tr> <tr> <td>COLOUR</td> <td>Blue</td> <td>White</td> <td>Green</td> </tr> <tr> <td>DEPTH @ MAIN</td> <td>1.7m</td> <td>3.3m</td> <td>2.9m</td> </tr> <tr> <td>DEPTH @ ST. LINE</td> <td>1.7m</td> <td>2.4m</td> <td>2.4m</td> </tr> <tr> <td>ELEV @ MAIN</td> <td>106.63</td> <td>105.06</td> <td>105.42</td> </tr> <tr> <td>ELEV @ ST. LINE</td> <td>106.84</td> <td>106.28</td> <td>106.25</td> </tr> <tr> <td>MAIN SIZE</td> <td>250mm</td> <td>200mm</td> <td>300mm</td> </tr> </tbody> </table> <p>Contractor <u>Dexter Construction</u>          Inspected By <u>Trevor Carter - GENIVAR Inc.</u>          Date <u>May 2011</u>          Record Dwg. # <u>DCA109-006 001</u></p> <p>         Insulation <input checked="" type="checkbox"/> Yes <input type="checkbox"/> No          Rock <input type="checkbox"/> Yes <input type="checkbox"/> No          Clay Plug <input type="checkbox"/> Yes <input type="checkbox"/> No          Trace Wire <input checked="" type="checkbox"/> Yes <input type="checkbox"/> No          Anode <input type="checkbox"/> Yes <input checked="" type="checkbox"/> No       </p>		Water	Sanitary	Storm	LENGTH	6.73m	9.43m	10.95m	MATERIAL	Polyethylene	PVC DR28	PVC DR35	SIZE	25mm	125mm	125mm	COLOUR	Blue	White	Green	DEPTH @ MAIN	1.7m	3.3m	2.9m	DEPTH @ ST. LINE	1.7m	2.4m	2.4m	ELEV @ MAIN	106.63	105.06	105.42	ELEV @ ST. LINE	106.84	106.28	106.25	MAIN SIZE	250mm	200mm	300mm	<p><b>PRIVATE</b></p> <table border="1" style="width:100%; border-collapse: collapse;"> <thead> <tr> <th></th> <th>Water</th> <th>Sanitary</th> <th>Storm</th> </tr> </thead> <tbody> <tr> <td>LENGTH</td> <td></td> <td></td> <td></td> </tr> <tr> <td>MATERIAL</td> <td></td> <td></td> <td></td> </tr> <tr> <td>SIZE</td> <td></td> <td></td> <td></td> </tr> <tr> <td>COLOUR</td> <td></td> <td></td> <td></td> </tr> <tr> <td>DEPTH @ ST. LINE</td> <td></td> <td></td> <td></td> </tr> <tr> <td>DEPTH @ BLDG</td> <td></td> <td></td> <td></td> </tr> </tbody> </table> <p>         Contractor _____          Inspected By _____          Date _____       </p> <p>         Sanitary Type    Pressurized <input type="checkbox"/>    Gravity <input type="checkbox"/>          Private Lift        Lift: <input type="checkbox"/>    Distance <input type="checkbox"/>          Station Info. _____       </p> <p>         Insulation <input type="checkbox"/> Yes <input type="checkbox"/> No          Rock <input type="checkbox"/> Yes <input type="checkbox"/> No          Clay Plug <input type="checkbox"/> Yes <input type="checkbox"/> No          Foundation Drain Connected <input type="checkbox"/> Yes <input type="checkbox"/> No          Rain Leaders Connected <input type="checkbox"/> Yes <input type="checkbox"/> No          Trace Wire <input type="checkbox"/> Yes <input type="checkbox"/> No          Sound Check <input type="checkbox"/> Yes <input type="checkbox"/> No       </p>		Water	Sanitary	Storm	LENGTH				MATERIAL				SIZE				COLOUR				DEPTH @ ST. LINE				DEPTH @ BLDG			
	Water	Sanitary	Storm																																																																		
LENGTH	6.73m	9.43m	10.95m																																																																		
MATERIAL	Polyethylene	PVC DR28	PVC DR35																																																																		
SIZE	25mm	125mm	125mm																																																																		
COLOUR	Blue	White	Green																																																																		
DEPTH @ MAIN	1.7m	3.3m	2.9m																																																																		
DEPTH @ ST. LINE	1.7m	2.4m	2.4m																																																																		
ELEV @ MAIN	106.63	105.06	105.42																																																																		
ELEV @ ST. LINE	106.84	106.28	106.25																																																																		
MAIN SIZE	250mm	200mm	300mm																																																																		
	Water	Sanitary	Storm																																																																		
LENGTH																																																																					
MATERIAL																																																																					
SIZE																																																																					
COLOUR																																																																					
DEPTH @ ST. LINE																																																																					
DEPTH @ BLDG																																																																					
<p><b>Curb Stop To PUBLIC</b>          UP35 = 27.1m          UP36 = 5.5m  <b>Corp Stop To:</b>          UP35 = 24.2m          UP36 = 6.1m</p>  <p><b>San End To</b>          UP35 = 28.7m          UP36 = 6.0m</p> <p style="text-align: center;">● UP35</p>	<p style="text-align: center;"><b>PRIVATE</b></p> <p style="text-align: center; font-size: 2em;">78</p> <p style="text-align: center; font-size: 2em;">79</p> <p style="text-align: center; font-size: 2em;">TH8A</p> <p style="text-align: right;">SEE BACK FOR ADDITIONAL NOTES →</p>																																																																				