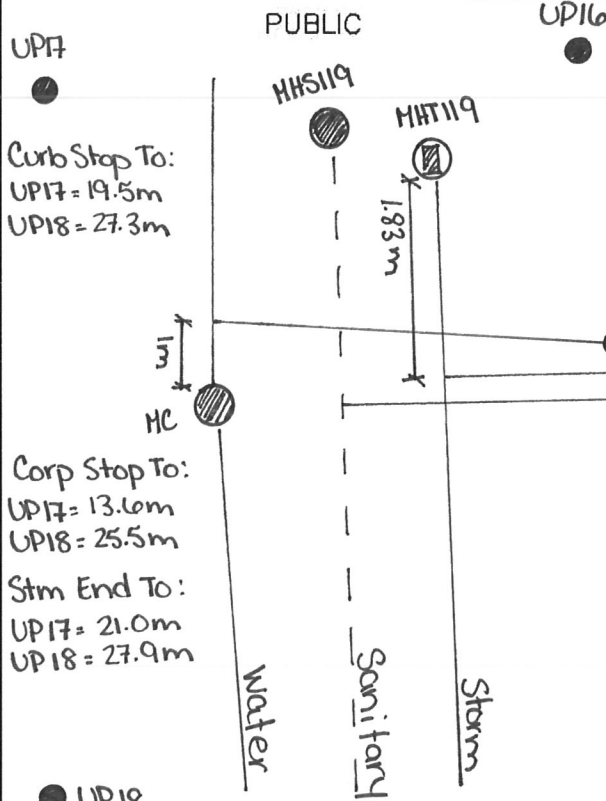


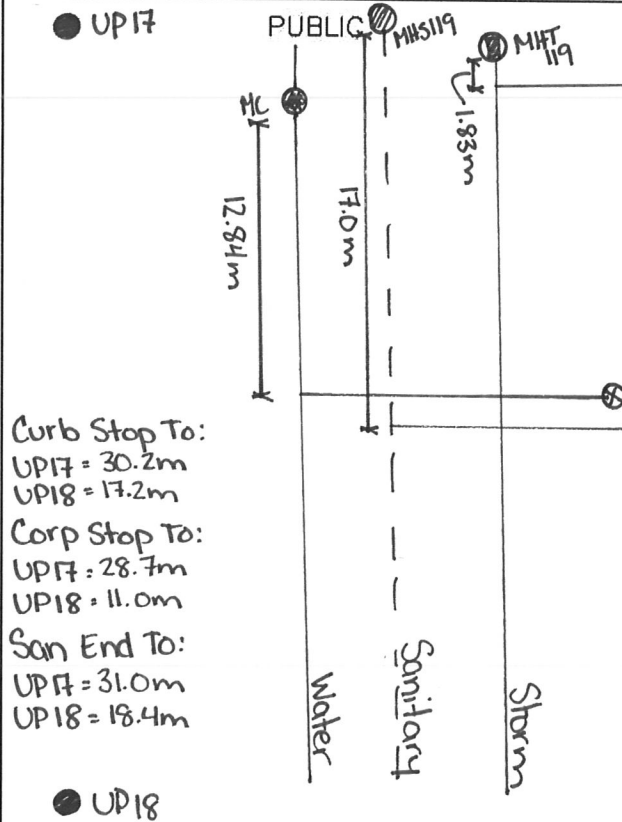

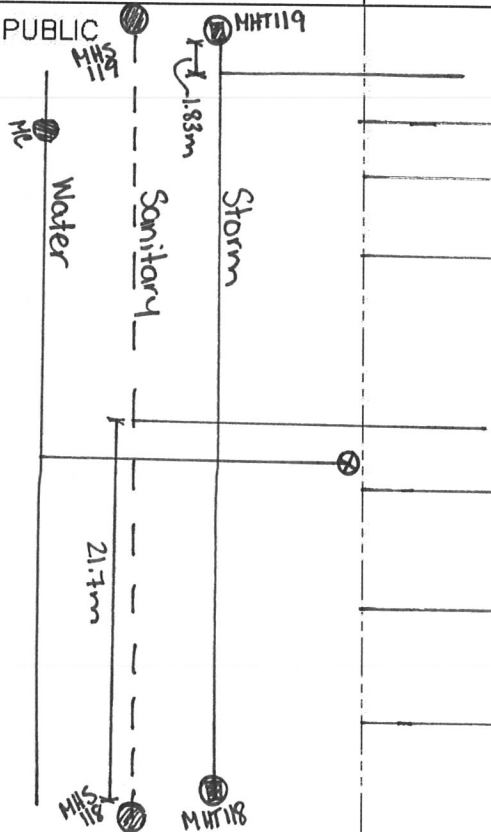

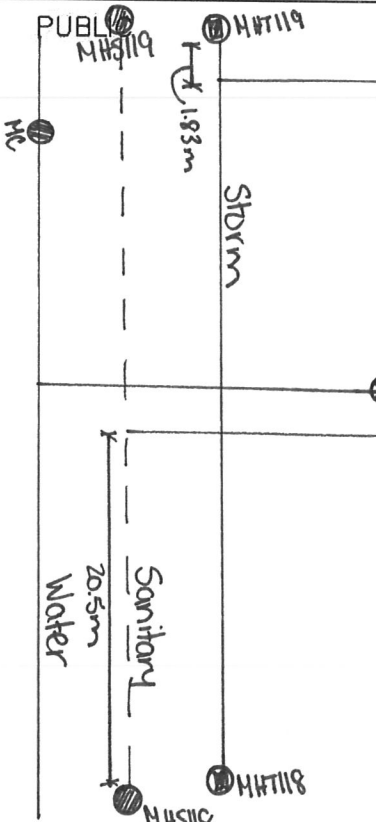

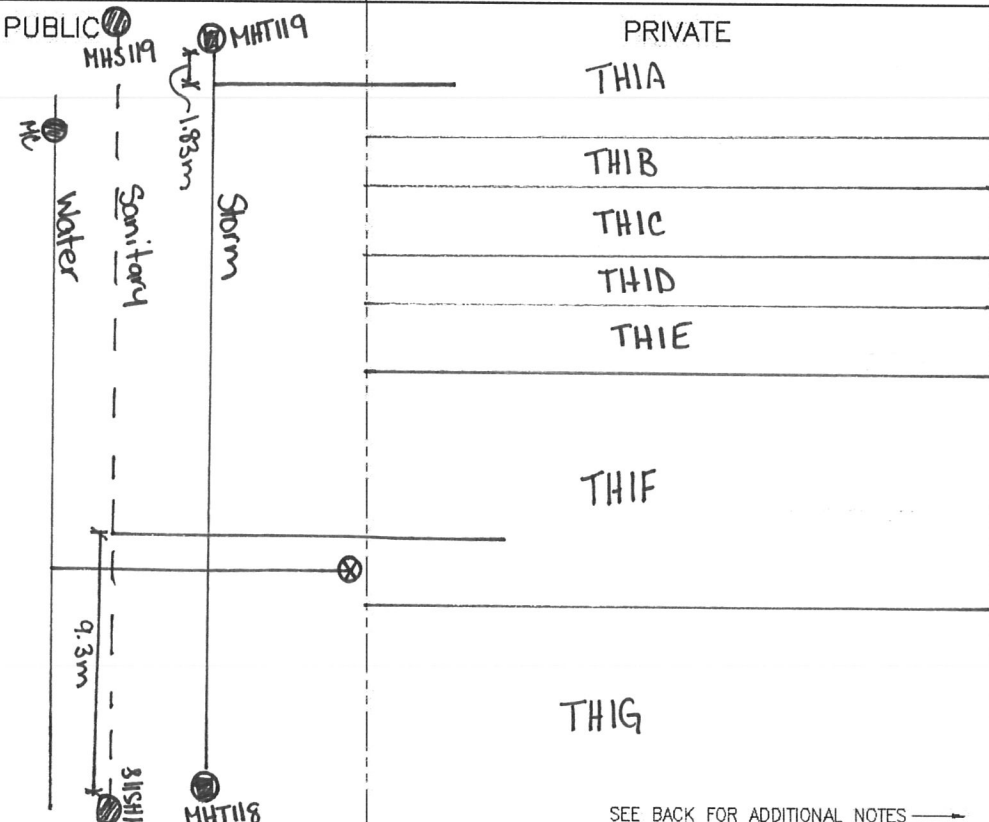
	<p>HALIFAX WATER SERVICE LATERAL INFORMATION SHEET</p>	<p>Street <u>Maple Grove Avenue</u> Lot <u>THIA</u> Civic _____</p>																																																																				
<p>PUBLIC</p> <table border="1" style="width:100%; border-collapse: collapse;"> <thead> <tr> <th></th> <th>Water</th> <th>Sanitary</th> <th>Storm</th> </tr> </thead> <tbody> <tr> <td>LENGTH</td> <td>10.3m</td> <td>10.18m</td> <td>9.01m</td> </tr> <tr> <td>MATERIAL</td> <td>Polyethylene</td> <td>PVC DR28</td> <td>PVC DR35</td> </tr> <tr> <td>SIZE</td> <td>25mm</td> <td>125mm</td> <td>125mm</td> </tr> <tr> <td>COLOUR</td> <td>Blue</td> <td>White</td> <td>Green</td> </tr> <tr> <td>DEPTH @ MAIN</td> <td>2.1m</td> <td>4.1m</td> <td>4.1m</td> </tr> <tr> <td>DEPTH @ ST. LINE</td> <td>1.7m</td> <td>2.4m</td> <td>2.3m</td> </tr> <tr> <td>ELEV @ MAIN</td> <td>102.71</td> <td>100.79</td> <td>100.79</td> </tr> <tr> <td>ELEV @ ST. LINE</td> <td>103.25</td> <td>102.64</td> <td>102.68</td> </tr> <tr> <td>MAIN SIZE</td> <td>300mm</td> <td>250mm</td> <td>375mm</td> </tr> </tbody> </table> <p>Contractor <u>Dexter Construction</u> Inspected By <u>Trevor Carter - GENIVAR Inc.</u> Date <u>March 2011</u> Record Dwg. # <u>109109-002-002</u></p> <p>Insulation <input checked="" type="checkbox"/> Yes <input type="checkbox"/> No Rock <input type="checkbox"/> Yes <input type="checkbox"/> No Clay Plug <input type="checkbox"/> Yes <input type="checkbox"/> No Trace Wire <input checked="" type="checkbox"/> Yes <input type="checkbox"/> No Anode <input type="checkbox"/> Yes <input checked="" type="checkbox"/> No</p>			Water	Sanitary	Storm	LENGTH	10.3m	10.18m	9.01m	MATERIAL	Polyethylene	PVC DR28	PVC DR35	SIZE	25mm	125mm	125mm	COLOUR	Blue	White	Green	DEPTH @ MAIN	2.1m	4.1m	4.1m	DEPTH @ ST. LINE	1.7m	2.4m	2.3m	ELEV @ MAIN	102.71	100.79	100.79	ELEV @ ST. LINE	103.25	102.64	102.68	MAIN SIZE	300mm	250mm	375mm	<p style="text-align: right;">SLID# _____</p> <p>PRIVATE</p> <table border="1" style="width:100%; border-collapse: collapse;"> <thead> <tr> <th></th> <th>Water</th> <th>Sanitary</th> <th>Storm</th> </tr> </thead> <tbody> <tr><td>LENGTH</td><td></td><td></td><td></td></tr> <tr><td>MATERIAL</td><td></td><td></td><td></td></tr> <tr><td>SIZE</td><td></td><td></td><td></td></tr> <tr><td>COLOUR</td><td></td><td></td><td></td></tr> <tr><td>DEPTH @ ST. LINE</td><td></td><td></td><td></td></tr> <tr><td>DEPTH @ BLDG</td><td></td><td></td><td></td></tr> </tbody> </table> <p>Contractor _____ Inspected By _____ Date _____</p> <p>Sanitary Type: Pressurized <input type="checkbox"/> Gravity <input type="checkbox"/> Private Lift Station Info: Lift: <input type="checkbox"/> Distance <input type="checkbox"/></p> <p>Insulation: Rock <input type="checkbox"/> Yes <input type="checkbox"/> No Clay Plug <input type="checkbox"/> Yes <input type="checkbox"/> No Foundation Drain Connected <input type="checkbox"/> Yes <input type="checkbox"/> No Rain Leaders Connected <input type="checkbox"/> Yes <input type="checkbox"/> No Trace Wire <input type="checkbox"/> Yes <input type="checkbox"/> No Sound Check <input type="checkbox"/> Yes <input type="checkbox"/> No</p>		Water	Sanitary	Storm	LENGTH				MATERIAL				SIZE				COLOUR				DEPTH @ ST. LINE				DEPTH @ BLDG			
	Water	Sanitary	Storm																																																																			
LENGTH	10.3m	10.18m	9.01m																																																																			
MATERIAL	Polyethylene	PVC DR28	PVC DR35																																																																			
SIZE	25mm	125mm	125mm																																																																			
COLOUR	Blue	White	Green																																																																			
DEPTH @ MAIN	2.1m	4.1m	4.1m																																																																			
DEPTH @ ST. LINE	1.7m	2.4m	2.3m																																																																			
ELEV @ MAIN	102.71	100.79	100.79																																																																			
ELEV @ ST. LINE	103.25	102.64	102.68																																																																			
MAIN SIZE	300mm	250mm	375mm																																																																			
	Water	Sanitary	Storm																																																																			
LENGTH																																																																						
MATERIAL																																																																						
SIZE																																																																						
COLOUR																																																																						
DEPTH @ ST. LINE																																																																						
DEPTH @ BLDG																																																																						
<p>PUBLIC</p> 		<p>PRIVATE</p> <p style="text-align: center;">THIA</p> <p style="text-align: center;">THIB</p> <p style="text-align: right;">SEE BACK FOR ADDITIONAL NOTES →</p>																																																																				

	HALIFAX WATER SERVICE LATERAL INFORMATION SHEET	Street <u>Maple Grove Avenue</u> Lot <u>TH 1B</u> Civic _____																																																																																	
		SLID# _____																																																																																	
<p>PUBLIC</p> <table border="1" style="width:100%; border-collapse: collapse;"> <thead> <tr> <th></th> <th>Water</th> <th>Sanitary</th> <th>Storm</th> </tr> </thead> <tbody> <tr> <td>LENGTH</td> <td>9.07m</td> <td>9.0m</td> <td>✓</td> </tr> <tr> <td>MATERIAL</td> <td>Polyethylene</td> <td>PVC DR28</td> <td>PVC DR35</td> </tr> <tr> <td>SIZE</td> <td>25mm</td> <td>125mm</td> <td>125mm</td> </tr> <tr> <td>COLOUR</td> <td>Blue</td> <td>White</td> <td>Green</td> </tr> <tr> <td>DEPTH @ MAIN</td> <td>1.8m</td> <td>3.7m</td> <td>✓</td> </tr> <tr> <td>DEPTH @ ST. LINE</td> <td>1.6m</td> <td>2.7m</td> <td>✓</td> </tr> <tr> <td>ELEV @ MAIN</td> <td>103.89</td> <td>102.00</td> <td>✓</td> </tr> <tr> <td>ELEV @ ST. LINE</td> <td>104.07</td> <td>102.96</td> <td>✓</td> </tr> <tr> <td>MAIN SIZE</td> <td>300mm</td> <td>250mm</td> <td>375mm</td> </tr> </tbody> </table> <p>Contractor <u>Dexter Construction</u> Inspected By <u>Trevor Carter - GENIVAR Inc.</u> Date <u>March 2011</u> Record Dwg. # <u>109109 - 002 002</u></p> <table style="width:100%;"> <tr> <td>Insulation <input checked="" type="checkbox"/> Yes <input type="checkbox"/> No</td> <td>Rock <input type="checkbox"/> Yes <input type="checkbox"/> No</td> </tr> <tr> <td>Clay Plug <input type="checkbox"/> Yes <input type="checkbox"/> No</td> <td>Trace Wire <input checked="" type="checkbox"/> Yes <input type="checkbox"/> No</td> </tr> <tr> <td>Anode <input type="checkbox"/> Yes <input checked="" type="checkbox"/> No</td> <td></td> </tr> </table>		Water	Sanitary	Storm	LENGTH	9.07m	9.0m	✓	MATERIAL	Polyethylene	PVC DR28	PVC DR35	SIZE	25mm	125mm	125mm	COLOUR	Blue	White	Green	DEPTH @ MAIN	1.8m	3.7m	✓	DEPTH @ ST. LINE	1.6m	2.7m	✓	ELEV @ MAIN	103.89	102.00	✓	ELEV @ ST. LINE	104.07	102.96	✓	MAIN SIZE	300mm	250mm	375mm	Insulation <input checked="" type="checkbox"/> Yes <input type="checkbox"/> No	Rock <input type="checkbox"/> Yes <input type="checkbox"/> No	Clay Plug <input type="checkbox"/> Yes <input type="checkbox"/> No	Trace Wire <input checked="" type="checkbox"/> Yes <input type="checkbox"/> No	Anode <input type="checkbox"/> Yes <input checked="" type="checkbox"/> No		<p>PRIVATE</p> <table border="1" style="width:100%; border-collapse: collapse;"> <thead> <tr> <th></th> <th>Water</th> <th>Sanitary</th> <th>Storm</th> </tr> </thead> <tbody> <tr><td>LENGTH</td><td></td><td></td><td></td></tr> <tr><td>MATERIAL</td><td></td><td></td><td></td></tr> <tr><td>SIZE</td><td></td><td></td><td></td></tr> <tr><td>COLOUR</td><td></td><td></td><td></td></tr> <tr><td>DEPTH @ ST. LINE</td><td></td><td></td><td></td></tr> <tr><td>DEPTH @ BLDG</td><td></td><td></td><td></td></tr> </tbody> </table> <p>Contractor _____ Inspected By _____ Date _____</p> <p>Sanitary Type Pressurized <input type="checkbox"/> Gravity <input type="checkbox"/> Private Lift Lift: <input type="checkbox"/> Distance <input type="checkbox"/> Station Info.</p> <table style="width:100%;"> <tr> <td>Insulation <input type="checkbox"/> Yes <input type="checkbox"/> No</td> <td>Rock <input type="checkbox"/> Yes <input type="checkbox"/> No</td> </tr> <tr> <td>Clay Plug <input type="checkbox"/> Yes <input type="checkbox"/> No</td> <td>Foundation Drain Connected <input type="checkbox"/> Yes <input type="checkbox"/> No</td> </tr> <tr> <td>Rain Leaders Connected <input type="checkbox"/> Yes <input type="checkbox"/> No</td> <td>Trace Wire <input type="checkbox"/> Yes <input type="checkbox"/> No</td> </tr> <tr> <td>Sound Check <input type="checkbox"/> Yes <input type="checkbox"/> No</td> <td></td> </tr> </table>		Water	Sanitary	Storm	LENGTH				MATERIAL				SIZE				COLOUR				DEPTH @ ST. LINE				DEPTH @ BLDG				Insulation <input type="checkbox"/> Yes <input type="checkbox"/> No	Rock <input type="checkbox"/> Yes <input type="checkbox"/> No	Clay Plug <input type="checkbox"/> Yes <input type="checkbox"/> No	Foundation Drain Connected <input type="checkbox"/> Yes <input type="checkbox"/> No	Rain Leaders Connected <input type="checkbox"/> Yes <input type="checkbox"/> No	Trace Wire <input type="checkbox"/> Yes <input type="checkbox"/> No	Sound Check <input type="checkbox"/> Yes <input type="checkbox"/> No	
	Water	Sanitary	Storm																																																																																
LENGTH	9.07m	9.0m	✓																																																																																
MATERIAL	Polyethylene	PVC DR28	PVC DR35																																																																																
SIZE	25mm	125mm	125mm																																																																																
COLOUR	Blue	White	Green																																																																																
DEPTH @ MAIN	1.8m	3.7m	✓																																																																																
DEPTH @ ST. LINE	1.6m	2.7m	✓																																																																																
ELEV @ MAIN	103.89	102.00	✓																																																																																
ELEV @ ST. LINE	104.07	102.96	✓																																																																																
MAIN SIZE	300mm	250mm	375mm																																																																																
Insulation <input checked="" type="checkbox"/> Yes <input type="checkbox"/> No	Rock <input type="checkbox"/> Yes <input type="checkbox"/> No																																																																																		
Clay Plug <input type="checkbox"/> Yes <input type="checkbox"/> No	Trace Wire <input checked="" type="checkbox"/> Yes <input type="checkbox"/> No																																																																																		
Anode <input type="checkbox"/> Yes <input checked="" type="checkbox"/> No																																																																																			
	Water	Sanitary	Storm																																																																																
LENGTH																																																																																			
MATERIAL																																																																																			
SIZE																																																																																			
COLOUR																																																																																			
DEPTH @ ST. LINE																																																																																			
DEPTH @ BLDG																																																																																			
Insulation <input type="checkbox"/> Yes <input type="checkbox"/> No	Rock <input type="checkbox"/> Yes <input type="checkbox"/> No																																																																																		
Clay Plug <input type="checkbox"/> Yes <input type="checkbox"/> No	Foundation Drain Connected <input type="checkbox"/> Yes <input type="checkbox"/> No																																																																																		
Rain Leaders Connected <input type="checkbox"/> Yes <input type="checkbox"/> No	Trace Wire <input type="checkbox"/> Yes <input type="checkbox"/> No																																																																																		
Sound Check <input type="checkbox"/> Yes <input type="checkbox"/> No																																																																																			
<p>● UPI7</p> <p>Curb Stop To: UP 17 = 29.7m UP 18 = 17.6m</p> <p>Corp Stop To: UP 17 = 27.5m UP 18 = 12.0m</p> <p>San End To: UP 17 = 30.0m UP 18 = 19.1m</p> <p>11.6m</p> <p>15.4m</p> <p>1.83m</p> <p>Water Sanitary Storm</p> <p>● UPI8</p>	<p>PRIVATE</p> <p>TH 1A</p> <p>TH 1B</p> <p>TH 1C</p> <p style="text-align: right;">SEE BACK FOR ADDITIONAL NOTES →</p>																																																																																		


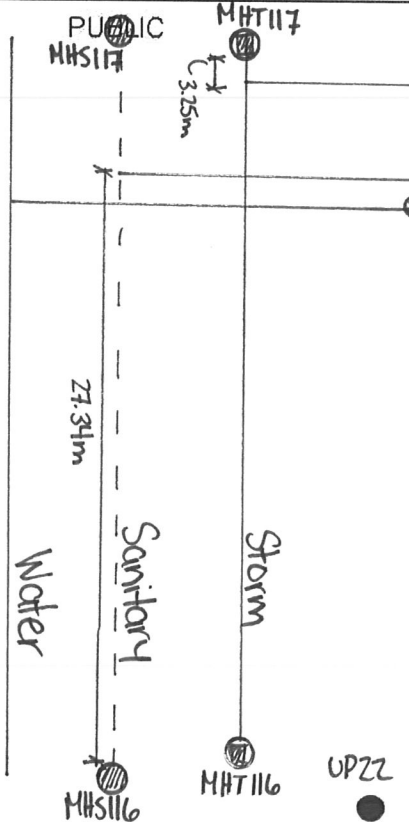
	HALIFAX WATER SERVICE LATERAL INFORMATION SHEET	Street <u>Maple Grove Avenue</u> Lot <u>TH1C</u> Civic _____																																																																			
		SLID# _____																																																																			
<p>PUBLIC</p> <table border="1" style="width:100%; border-collapse: collapse;"> <thead> <tr> <th></th> <th>Water</th> <th>Sanitary</th> <th>Storm</th> </tr> </thead> <tbody> <tr> <td>LENGTH</td> <td>8.91m</td> <td>8.99m</td> <td>✓</td> </tr> <tr> <td>MATERIAL</td> <td>Polyethylene</td> <td>PVC DR28</td> <td>PVC DR35</td> </tr> <tr> <td>SIZE</td> <td>25mm</td> <td>125mm</td> <td>125mm</td> </tr> <tr> <td>COLOUR</td> <td>Blue</td> <td>White</td> <td>Green</td> </tr> <tr> <td>DEPTH @ MAIN</td> <td>1.8m</td> <td>3.6m</td> <td>✓</td> </tr> <tr> <td>DEPTH @ ST. LINE</td> <td>1.6m</td> <td>2.8m</td> <td>✓</td> </tr> <tr> <td>ELEV @ MAIN</td> <td>103.95</td> <td>102.12</td> <td>✓</td> </tr> <tr> <td>ELEV @ ST. LINE</td> <td>104.10</td> <td>102.98</td> <td>✓</td> </tr> <tr> <td>MAIN SIZE</td> <td>300mm</td> <td>250mm</td> <td>375mm</td> </tr> </tbody> </table> <p>Contractor <u>Dexter Construction</u> Inspected By <u>Trevor Carter - GENIVAR Inc.</u> Date <u>March 2011</u> Record Dwg. # <u>109109-002 002</u></p> <p> Insulation <input checked="" type="checkbox"/> Yes <input type="checkbox"/> No Rock <input type="checkbox"/> Yes <input type="checkbox"/> No Clay Plug <input type="checkbox"/> Yes <input type="checkbox"/> No Trace Wire <input checked="" type="checkbox"/> Yes <input type="checkbox"/> No Anode <input type="checkbox"/> Yes <input checked="" type="checkbox"/> No </p>		Water	Sanitary	Storm	LENGTH	8.91m	8.99m	✓	MATERIAL	Polyethylene	PVC DR28	PVC DR35	SIZE	25mm	125mm	125mm	COLOUR	Blue	White	Green	DEPTH @ MAIN	1.8m	3.6m	✓	DEPTH @ ST. LINE	1.6m	2.8m	✓	ELEV @ MAIN	103.95	102.12	✓	ELEV @ ST. LINE	104.10	102.98	✓	MAIN SIZE	300mm	250mm	375mm	<p>PRIVATE</p> <table border="1" style="width:100%; border-collapse: collapse;"> <thead> <tr> <th></th> <th>Water</th> <th>Sanitary</th> <th>Storm</th> </tr> </thead> <tbody> <tr> <td>LENGTH</td> <td></td> <td></td> <td></td> </tr> <tr> <td>MATERIAL</td> <td></td> <td></td> <td></td> </tr> <tr> <td>SIZE</td> <td></td> <td></td> <td></td> </tr> <tr> <td>COLOUR</td> <td></td> <td></td> <td></td> </tr> <tr> <td>DEPTH @ ST. LINE</td> <td></td> <td></td> <td></td> </tr> <tr> <td>DEPTH @ BLDG</td> <td></td> <td></td> <td></td> </tr> </tbody> </table> <p>Contractor _____ Inspected By _____ Date _____</p> <p>Sanitary Type. Pressurized <input type="checkbox"/> Gravity <input type="checkbox"/> Private Lift Station Info. Lift: <input type="checkbox"/> Distance <input type="checkbox"/></p> <p> Insulation <input type="checkbox"/> Yes <input type="checkbox"/> No Rock <input type="checkbox"/> Yes <input type="checkbox"/> No Clay Plug <input type="checkbox"/> Yes <input type="checkbox"/> No Foundation Drain Connected <input type="checkbox"/> Yes <input type="checkbox"/> No Rain Leaders Connected <input type="checkbox"/> Yes <input type="checkbox"/> No Trace Wire <input type="checkbox"/> Yes <input type="checkbox"/> No Sound Check <input type="checkbox"/> Yes <input type="checkbox"/> No </p>		Water	Sanitary	Storm	LENGTH				MATERIAL				SIZE				COLOUR				DEPTH @ ST. LINE				DEPTH @ BLDG			
	Water	Sanitary	Storm																																																																		
LENGTH	8.91m	8.99m	✓																																																																		
MATERIAL	Polyethylene	PVC DR28	PVC DR35																																																																		
SIZE	25mm	125mm	125mm																																																																		
COLOUR	Blue	White	Green																																																																		
DEPTH @ MAIN	1.8m	3.6m	✓																																																																		
DEPTH @ ST. LINE	1.6m	2.8m	✓																																																																		
ELEV @ MAIN	103.95	102.12	✓																																																																		
ELEV @ ST. LINE	104.10	102.98	✓																																																																		
MAIN SIZE	300mm	250mm	375mm																																																																		
	Water	Sanitary	Storm																																																																		
LENGTH																																																																					
MATERIAL																																																																					
SIZE																																																																					
COLOUR																																																																					
DEPTH @ ST. LINE																																																																					
DEPTH @ BLDG																																																																					
<p>● UP17</p>  <p> Curb Stop To: UP17 = 30.2m UP18 = 17.2m Corp Stop To: UP17 = 28.7m UP18 = 11.0m San End To: UP17 = 31.0m UP18 = 18.4m </p> <p>● UP18</p>	<p>PRIVATE</p> <p>TH1A</p> <p>TH1B</p> <p>TH1C</p> <p>TH1D</p> <p>SEE BACK FOR ADDITIONAL NOTES →</p>																																																																				


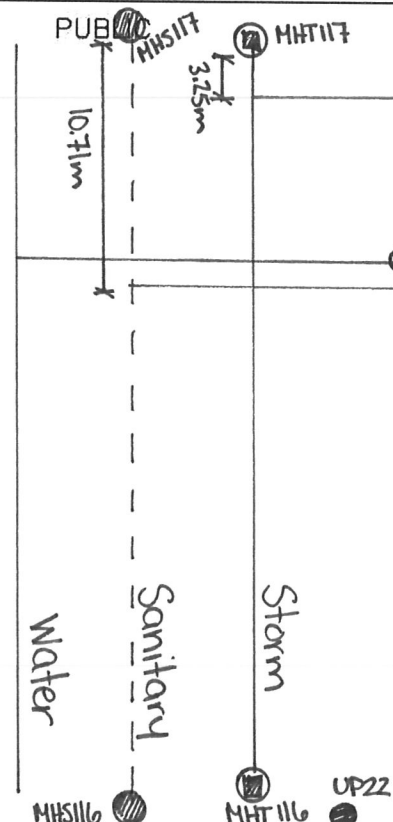
	<p>HALIFAX WATER SERVICE LATERAL INFORMATION SHEET</p>	<p>Street <u>Maple Grove Avenue</u> Lot <u>TH1D</u> Civic _____</p>																																																																				
<p>PUBLIC</p> <table border="1" style="width:100%; border-collapse: collapse;"> <thead> <tr> <th></th> <th>Water</th> <th>Sanitary</th> <th>Storm</th> </tr> </thead> <tbody> <tr> <td>LENGTH</td> <td>7.15 m</td> <td>8.24 m</td> <td>—</td> </tr> <tr> <td>MATERIAL</td> <td>Polyethylene</td> <td>PVC DR28</td> <td>PVC DR35</td> </tr> <tr> <td>SIZE</td> <td>25mm</td> <td>125mm</td> <td>125mm</td> </tr> <tr> <td>COLOUR</td> <td>Blue</td> <td>White</td> <td>Green</td> </tr> <tr> <td>DEPTH @ MAIN</td> <td>1.8 m</td> <td>3.6 m</td> <td>—</td> </tr> <tr> <td>DEPTH @ ST. LINE</td> <td>1.7 m</td> <td>2.7 m</td> <td>—</td> </tr> <tr> <td>ELEV @ MAIN</td> <td>104.71</td> <td>102.92</td> <td>—</td> </tr> <tr> <td>ELEV @ ST. LINE</td> <td>104.97</td> <td>103.94</td> <td>—</td> </tr> <tr> <td>MAIN SIZE</td> <td>300mm</td> <td>250mm</td> <td>375mm</td> </tr> </tbody> </table> <p>Contractor <u>Dexter Construction</u> Inspected By <u>Trevor Carter - GENIVAR Inc.</u> Date <u>March 2011</u> Record Dwg. # <u>DA109-002 002</u></p> <p> Insulation <input checked="" type="checkbox"/> Yes <input type="checkbox"/> No Rock <input type="checkbox"/> Yes <input type="checkbox"/> No Clay Plug <input type="checkbox"/> Yes <input type="checkbox"/> No Trace Wire <input checked="" type="checkbox"/> Yes <input type="checkbox"/> No Anode <input type="checkbox"/> Yes <input checked="" type="checkbox"/> No </p>			Water	Sanitary	Storm	LENGTH	7.15 m	8.24 m	—	MATERIAL	Polyethylene	PVC DR28	PVC DR35	SIZE	25mm	125mm	125mm	COLOUR	Blue	White	Green	DEPTH @ MAIN	1.8 m	3.6 m	—	DEPTH @ ST. LINE	1.7 m	2.7 m	—	ELEV @ MAIN	104.71	102.92	—	ELEV @ ST. LINE	104.97	103.94	—	MAIN SIZE	300mm	250mm	375mm	<p style="text-align: right;">SLID# _____</p> <p>PRIVATE</p> <table border="1" style="width:100%; border-collapse: collapse;"> <thead> <tr> <th></th> <th>Water</th> <th>Sanitary</th> <th>Storm</th> </tr> </thead> <tbody> <tr><td>LENGTH</td><td></td><td></td><td></td></tr> <tr><td>MATERIAL</td><td></td><td></td><td></td></tr> <tr><td>SIZE</td><td></td><td></td><td></td></tr> <tr><td>COLOUR</td><td></td><td></td><td></td></tr> <tr><td>DEPTH @ ST. LINE</td><td></td><td></td><td></td></tr> <tr><td>DEPTH @ BLDG</td><td></td><td></td><td></td></tr> </tbody> </table> <p>Contractor _____ Inspected By _____ Date _____</p> <p>Sanitary Type: Pressurized <input type="checkbox"/> Gravity <input type="checkbox"/> Private Lift Station Info: Lift: <input type="checkbox"/> Distance <input type="checkbox"/></p> <p> Insulation <input type="checkbox"/> Yes <input type="checkbox"/> No Rock <input type="checkbox"/> Yes <input type="checkbox"/> No Clay Plug <input type="checkbox"/> Yes <input type="checkbox"/> No Foundation Drain Connected <input type="checkbox"/> Yes <input type="checkbox"/> No Rain Leaders Connected <input type="checkbox"/> Yes <input type="checkbox"/> No Trace Wire <input type="checkbox"/> Yes <input type="checkbox"/> No Sound Check <input type="checkbox"/> Yes <input type="checkbox"/> No </p>		Water	Sanitary	Storm	LENGTH				MATERIAL				SIZE				COLOUR				DEPTH @ ST. LINE				DEPTH @ BLDG			
	Water	Sanitary	Storm																																																																			
LENGTH	7.15 m	8.24 m	—																																																																			
MATERIAL	Polyethylene	PVC DR28	PVC DR35																																																																			
SIZE	25mm	125mm	125mm																																																																			
COLOUR	Blue	White	Green																																																																			
DEPTH @ MAIN	1.8 m	3.6 m	—																																																																			
DEPTH @ ST. LINE	1.7 m	2.7 m	—																																																																			
ELEV @ MAIN	104.71	102.92	—																																																																			
ELEV @ ST. LINE	104.97	103.94	—																																																																			
MAIN SIZE	300mm	250mm	375mm																																																																			
	Water	Sanitary	Storm																																																																			
LENGTH																																																																						
MATERIAL																																																																						
SIZE																																																																						
COLOUR																																																																						
DEPTH @ ST. LINE																																																																						
DEPTH @ BLDG																																																																						
<p> ● UP17 Curb Stop To: UP18 = 12.3m UP19 = 26.3m Corp Stop To: UP18 = 5.2m UP19 = 25.5m San End To: UP18 = 14.8m UP19 = 27.4m ● UP18 ● UP19 </p> 		<p>PRIVATE</p> <p>TH1A TH1B TH1C TH1D TH1E TH1F TH1G</p> <p>SEE BACK FOR ADDITIONAL NOTES →</p>																																																																				

	HALIFAX WATER SERVICE LATERAL INFORMATION SHEET	Street <u>Maple Grove Avenue</u> Lot <u>TH1E</u> Civic _____																																																																			
		SLID# _____																																																																			
<p>PUBLIC</p> <table border="1" style="width:100%; border-collapse: collapse;"> <thead> <tr> <th></th> <th>Water</th> <th>Sanitary</th> <th>Storm</th> </tr> </thead> <tbody> <tr> <td>LENGTH</td> <td>7.1m</td> <td>8.52m</td> <td>—</td> </tr> <tr> <td>MATERIAL</td> <td>Polyethylene</td> <td>PVC DR28</td> <td>PVC DR35</td> </tr> <tr> <td>SIZE</td> <td>25mm</td> <td>125mm</td> <td>125mm</td> </tr> <tr> <td>COLOUR</td> <td>Blue</td> <td>White</td> <td>Green</td> </tr> <tr> <td>DEPTH @ MAIN</td> <td>1.8m</td> <td>3.6m</td> <td>—</td> </tr> <tr> <td>DEPTH @ ST. LINE</td> <td>1.7m</td> <td>2.3m</td> <td>—</td> </tr> <tr> <td>ELEV @ MAIN</td> <td>104.76</td> <td>103.01</td> <td>—</td> </tr> <tr> <td>ELEV @ ST. LINE</td> <td>104.98</td> <td>104.46</td> <td>—</td> </tr> <tr> <td>MAIN SIZE</td> <td>300mm</td> <td>250mm</td> <td>375mm</td> </tr> </tbody> </table> <p>Contractor <u>Dexter Construction</u> Inspected By <u>Trevor Carter - GENIVAR Inc.</u> Date <u>March 2011</u> Record Dwg. # <u>D09109-002.002</u></p> <p> <input checked="" type="checkbox"/> Insulation Yes <input type="checkbox"/> No <input type="checkbox"/> Rock Yes <input type="checkbox"/> No <input type="checkbox"/> Clay Plug Yes <input type="checkbox"/> No <input checked="" type="checkbox"/> Trace Wire Yes <input type="checkbox"/> No <input type="checkbox"/> Anode Yes <input checked="" type="checkbox"/> No </p>		Water	Sanitary	Storm	LENGTH	7.1m	8.52m	—	MATERIAL	Polyethylene	PVC DR28	PVC DR35	SIZE	25mm	125mm	125mm	COLOUR	Blue	White	Green	DEPTH @ MAIN	1.8m	3.6m	—	DEPTH @ ST. LINE	1.7m	2.3m	—	ELEV @ MAIN	104.76	103.01	—	ELEV @ ST. LINE	104.98	104.46	—	MAIN SIZE	300mm	250mm	375mm	<p>PRIVATE</p> <table border="1" style="width:100%; border-collapse: collapse;"> <thead> <tr> <th></th> <th>Water</th> <th>Sanitary</th> <th>Storm</th> </tr> </thead> <tbody> <tr><td>LENGTH</td><td></td><td></td><td></td></tr> <tr><td>MATERIAL</td><td></td><td></td><td></td></tr> <tr><td>SIZE</td><td></td><td></td><td></td></tr> <tr><td>COLOUR</td><td></td><td></td><td></td></tr> <tr><td>DEPTH @ ST. LINE</td><td></td><td></td><td></td></tr> <tr><td>DEPTH @ BLDG</td><td></td><td></td><td></td></tr> </tbody> </table> <p>Contractor _____ Inspected By _____ Date _____</p> <p>Sanitary Type Pressurized <input type="checkbox"/> Gravity <input type="checkbox"/> Private Lift Lift: <input type="checkbox"/> Distance <input type="checkbox"/> Station Info.</p> <p> Insulation <input type="checkbox"/> Yes <input type="checkbox"/> No Rock <input type="checkbox"/> Yes <input type="checkbox"/> No Clay Plug <input type="checkbox"/> Yes <input type="checkbox"/> No Foundation Drain Connected <input type="checkbox"/> Yes <input type="checkbox"/> No Rain Leaders Connected <input type="checkbox"/> Yes <input type="checkbox"/> No Trace Wire <input type="checkbox"/> Yes <input type="checkbox"/> No Sound Check <input type="checkbox"/> Yes <input type="checkbox"/> No </p>		Water	Sanitary	Storm	LENGTH				MATERIAL				SIZE				COLOUR				DEPTH @ ST. LINE				DEPTH @ BLDG			
	Water	Sanitary	Storm																																																																		
LENGTH	7.1m	8.52m	—																																																																		
MATERIAL	Polyethylene	PVC DR28	PVC DR35																																																																		
SIZE	25mm	125mm	125mm																																																																		
COLOUR	Blue	White	Green																																																																		
DEPTH @ MAIN	1.8m	3.6m	—																																																																		
DEPTH @ ST. LINE	1.7m	2.3m	—																																																																		
ELEV @ MAIN	104.76	103.01	—																																																																		
ELEV @ ST. LINE	104.98	104.46	—																																																																		
MAIN SIZE	300mm	250mm	375mm																																																																		
	Water	Sanitary	Storm																																																																		
LENGTH																																																																					
MATERIAL																																																																					
SIZE																																																																					
COLOUR																																																																					
DEPTH @ ST. LINE																																																																					
DEPTH @ BLDG																																																																					
<p> Curb Stop To: UP18 = 12.3m UP19 = 22.9m Corp Stop To: UP18 = 5.5m UP19 = 24.5m San End To: UP18 = 15.2m UP19 = 26.7m </p> <p>● UP18</p> <p>● UP19</p>	 <p> PUB ● MH119 Storm Sanitary Water MH118 MH119 </p>	<p>PRIVATE</p> <p>TH1A</p> <p>TH1B</p> <p>TH1C</p> <p>TH1D</p> <p>TH1E</p> <p>TH1F</p> <p>TH1G</p> <p>SEE BACK FOR ADDITIONAL NOTES →</p>																																																																			

	HALIFAX WATER SERVICE LATERAL INFORMATION SHEET	Street <u>Maple Grove Avenue</u> Lot <u>THIF</u> Civic _____																																								
		SID# _____																																								
PUBLIC	<table border="1" style="width:100%; border-collapse: collapse;"> <thead> <tr> <th></th> <th>Water</th> <th>Sanitary</th> <th>Storm</th> </tr> </thead> <tbody> <tr> <td>LENGTH</td> <td>8.20m</td> <td>8.67m</td> <td>—</td> </tr> <tr> <td>MATERIAL</td> <td>Polyethylene</td> <td>PVC DR28</td> <td>PVC DR35</td> </tr> <tr> <td>SIZE</td> <td>25mm</td> <td>125mm</td> <td>125mm</td> </tr> <tr> <td>COLOUR</td> <td>Blue</td> <td>White</td> <td>Green</td> </tr> <tr> <td>DEPTH @ MAIN</td> <td>1.8m</td> <td>3.4m</td> <td>—</td> </tr> <tr> <td>DEPTH @ ST. LINE</td> <td>1.7m</td> <td>2.8m</td> <td>—</td> </tr> <tr> <td>ELEV @ MAIN</td> <td>105.46</td> <td>103.84</td> <td>—</td> </tr> <tr> <td>ELEV @ ST. LINE</td> <td>105.82</td> <td>104.73</td> <td>—</td> </tr> <tr> <td>MAIN SIZE</td> <td>300mm</td> <td>250mm</td> <td>375mm</td> </tr> </tbody> </table>		Water	Sanitary	Storm	LENGTH	8.20m	8.67m	—	MATERIAL	Polyethylene	PVC DR28	PVC DR35	SIZE	25mm	125mm	125mm	COLOUR	Blue	White	Green	DEPTH @ MAIN	1.8m	3.4m	—	DEPTH @ ST. LINE	1.7m	2.8m	—	ELEV @ MAIN	105.46	103.84	—	ELEV @ ST. LINE	105.82	104.73	—	MAIN SIZE	300mm	250mm	375mm	PRIVATE
	Water	Sanitary	Storm																																							
LENGTH	8.20m	8.67m	—																																							
MATERIAL	Polyethylene	PVC DR28	PVC DR35																																							
SIZE	25mm	125mm	125mm																																							
COLOUR	Blue	White	Green																																							
DEPTH @ MAIN	1.8m	3.4m	—																																							
DEPTH @ ST. LINE	1.7m	2.8m	—																																							
ELEV @ MAIN	105.46	103.84	—																																							
ELEV @ ST. LINE	105.82	104.73	—																																							
MAIN SIZE	300mm	250mm	375mm																																							
Contractor <u>Dexter Construction</u> Inspected By <u>Trevor Carter - GENIVAR Inc.</u> Date <u>March 2011</u> Record Dwg. # <u>D09109-002 002</u>	Contractor _____ Inspected By _____ Date _____	Sanitary Type: Pressurized <input type="checkbox"/> Gravity <input type="checkbox"/> Private Lift Station Info: Lift: <input type="checkbox"/> Distance <input type="checkbox"/> Insulation: <input type="checkbox"/> Yes <input type="checkbox"/> No Rock: <input type="checkbox"/> Yes <input type="checkbox"/> No Clay Plug: <input type="checkbox"/> Yes <input type="checkbox"/> No Foundation Drain Connected: <input type="checkbox"/> Yes <input type="checkbox"/> No Rain Leaders Connected: <input type="checkbox"/> Yes <input type="checkbox"/> No Trace Wire: <input type="checkbox"/> Yes <input type="checkbox"/> No Sound Check: <input type="checkbox"/> Yes <input type="checkbox"/> No																																								
Insulation <input checked="" type="checkbox"/> Yes <input type="checkbox"/> No Rock <input type="checkbox"/> Yes <input type="checkbox"/> No Clay Plug <input type="checkbox"/> Yes <input type="checkbox"/> No Trace Wire <input checked="" type="checkbox"/> Yes <input type="checkbox"/> No Anode <input type="checkbox"/> Yes <input checked="" type="checkbox"/> No																																										
Curb Stop To: UP18 = 18.9m UP19 = 15.8m Corp Stop To: UP18 = 14.4m UP19 = 13.0m ● UP18 San End To: UP18 = 20.2m UP19 = 17.4m ● UP19	PUBLIC	PRIVATE																																								
		SEE BACK FOR ADDITIONAL NOTES →																																								


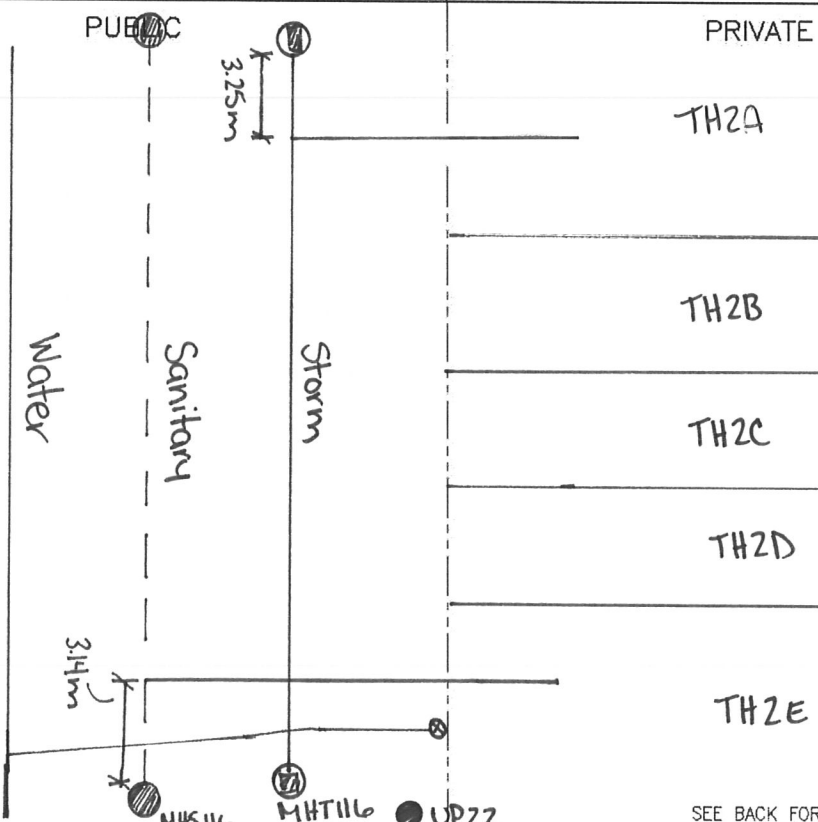
HALIFAX WATER SERVICE LATERAL INFORMATION SHEET		Street <u>Maple Grove Avenue</u> Lot <u>TH 1G</u> Civic _____																																																																			
		SID# _____																																																																			
<p style="text-align: center;">PUBLIC</p> <table border="1" style="width: 100%; border-collapse: collapse;"> <thead> <tr> <th></th> <th>Water</th> <th>Sanitary</th> <th>Storm</th> </tr> </thead> <tbody> <tr> <td>LENGTH</td> <td>8.31m</td> <td>8.57m</td> <td>—</td> </tr> <tr> <td>MATERIAL</td> <td>Polyethylene</td> <td>PVC DR28</td> <td>PVC DR35</td> </tr> <tr> <td>SIZE</td> <td>25mm</td> <td>125mm</td> <td>125mm</td> </tr> <tr> <td>COLOUR</td> <td>Blue</td> <td>White</td> <td>Green</td> </tr> <tr> <td>DEPTH @ MAIN</td> <td>1.8m</td> <td>3.4m</td> <td>—</td> </tr> <tr> <td>DEPTH @ ST. LINE</td> <td>1.7m</td> <td>2.4m</td> <td>—</td> </tr> <tr> <td>ELEV @ MAIN</td> <td>105.51</td> <td>103.94</td> <td>—</td> </tr> <tr> <td>ELEV @ ST. LINE</td> <td>105.84</td> <td>105.12</td> <td>—</td> </tr> <tr> <td>MAIN SIZE</td> <td>300mm</td> <td>250mm</td> <td>375mm</td> </tr> </tbody> </table> <p>Contractor <u>Dexter Construction</u> Inspected By <u>Trevor Carter - GENIVAR Inc.</u> Date <u>March 2011</u> Record Dwg. # <u>D09109-002 002</u></p> <p> Insulation <input checked="" type="checkbox"/> Yes <input type="checkbox"/> No Rock <input type="checkbox"/> Yes <input type="checkbox"/> No Clay Plug <input type="checkbox"/> Yes <input type="checkbox"/> No Trace Wire <input checked="" type="checkbox"/> Yes <input type="checkbox"/> No Anode <input type="checkbox"/> Yes <input checked="" type="checkbox"/> No </p>		Water	Sanitary	Storm	LENGTH	8.31m	8.57m	—	MATERIAL	Polyethylene	PVC DR28	PVC DR35	SIZE	25mm	125mm	125mm	COLOUR	Blue	White	Green	DEPTH @ MAIN	1.8m	3.4m	—	DEPTH @ ST. LINE	1.7m	2.4m	—	ELEV @ MAIN	105.51	103.94	—	ELEV @ ST. LINE	105.84	105.12	—	MAIN SIZE	300mm	250mm	375mm	<p style="text-align: center;">PRIVATE</p> <table border="1" style="width: 100%; border-collapse: collapse;"> <thead> <tr> <th></th> <th>Water</th> <th>Sanitary</th> <th>Storm</th> </tr> </thead> <tbody> <tr><td>LENGTH</td><td></td><td></td><td></td></tr> <tr><td>MATERIAL</td><td></td><td></td><td></td></tr> <tr><td>SIZE</td><td></td><td></td><td></td></tr> <tr><td>COLOUR</td><td></td><td></td><td></td></tr> <tr><td>DEPTH @ ST. LINE</td><td></td><td></td><td></td></tr> <tr><td>DEPTH @ BLDG</td><td></td><td></td><td></td></tr> </tbody> </table> <p>Contractor _____ Inspected By _____ Date _____</p> <p>Sanitary Type: Pressurized <input type="checkbox"/> Gravity <input type="checkbox"/> Private Lift: Lift: <input type="checkbox"/> Distance <input type="checkbox"/></p> <p>Insulation: <input type="checkbox"/> Yes <input type="checkbox"/> No Rock: <input type="checkbox"/> Yes <input type="checkbox"/> No Clay Plug: <input type="checkbox"/> Yes <input type="checkbox"/> No Foundation Drain Connected: <input type="checkbox"/> Yes <input type="checkbox"/> No Rain Leaders Connected: <input type="checkbox"/> Yes <input type="checkbox"/> No Trace Wire: <input type="checkbox"/> Yes <input type="checkbox"/> No Sound Check: <input type="checkbox"/> Yes <input type="checkbox"/> No</p>		Water	Sanitary	Storm	LENGTH				MATERIAL				SIZE				COLOUR				DEPTH @ ST. LINE				DEPTH @ BLDG			
	Water	Sanitary	Storm																																																																		
LENGTH	8.31m	8.57m	—																																																																		
MATERIAL	Polyethylene	PVC DR28	PVC DR35																																																																		
SIZE	25mm	125mm	125mm																																																																		
COLOUR	Blue	White	Green																																																																		
DEPTH @ MAIN	1.8m	3.4m	—																																																																		
DEPTH @ ST. LINE	1.7m	2.4m	—																																																																		
ELEV @ MAIN	105.51	103.94	—																																																																		
ELEV @ ST. LINE	105.84	105.12	—																																																																		
MAIN SIZE	300mm	250mm	375mm																																																																		
	Water	Sanitary	Storm																																																																		
LENGTH																																																																					
MATERIAL																																																																					
SIZE																																																																					
COLOUR																																																																					
DEPTH @ ST. LINE																																																																					
DEPTH @ BLDG																																																																					
<p>*Note Stm lateral connects to TH1A ● UPI8</p> <p>Curb Stop To: UPI8 = 19.3m UPI9 = 15.5m</p> <p>Corp Stop To: UPI8 = 15.3m UPI9 = 12.1m</p> <p>San End To: UPI8 = 20.7m UPI9 = 16.6m</p> <p style="text-align: center;">PUBLIC</p> <p style="text-align: center;">PRIVATE</p> <p style="text-align: center;">TH1E</p> <p style="text-align: center;">TH1F</p> <p style="text-align: center;">TH1G</p> <p style="text-align: right;">SEE BACK FOR ADDITIONAL NOTES →</p>																																																																					

	HALIFAX WATER SERVICE LATERAL INFORMATION SHEET	Street <u>Maple Grove Avenue</u> Lot <u>TH 2A</u> Civic _____																																																																			
		SID# _____																																																																			
<p>PUBLIC</p> <table border="1" style="width:100%; border-collapse: collapse;"> <thead> <tr> <th></th> <th>Water</th> <th>Sanitary</th> <th>Storm</th> </tr> </thead> <tbody> <tr> <td>LENGTH</td> <td>7.61m</td> <td>7.98m</td> <td>7.98m</td> </tr> <tr> <td>MATERIAL</td> <td>Polyethylene</td> <td>PVC DR28</td> <td>PVC DR35</td> </tr> <tr> <td>SIZE</td> <td>25mm</td> <td>125mm</td> <td>125mm</td> </tr> <tr> <td>COLOUR</td> <td>Blue</td> <td>White</td> <td>Green</td> </tr> <tr> <td>DEPTH @ MAIN</td> <td>1.8m</td> <td>3.3m</td> <td>3.1m</td> </tr> <tr> <td>DEPTH @ ST. LINE</td> <td>1.7m</td> <td>2.7m</td> <td>2.7m</td> </tr> <tr> <td>ELEV @ MAIN</td> <td>108.14</td> <td>106.69</td> <td>106.90</td> </tr> <tr> <td>ELEV @ ST. LINE</td> <td>108.36</td> <td>107.34</td> <td>107.25</td> </tr> <tr> <td>MAIN SIZE</td> <td>250mm</td> <td>250mm</td> <td>300mm</td> </tr> </tbody> </table> <p>Contractor <u>Dexter Construction</u> Inspected By <u>Trevor Carter - GENIVAR Inc.</u> Date <u>March 2011</u> Record Dwg. # <u>109109-002002</u></p> <p>Insulation <input checked="" type="checkbox"/> Yes <input type="checkbox"/> No Rock <input type="checkbox"/> Yes <input type="checkbox"/> No Clay Plug <input type="checkbox"/> Yes <input type="checkbox"/> No Trace Wire <input checked="" type="checkbox"/> Yes <input type="checkbox"/> No Anode <input type="checkbox"/> Yes <input checked="" type="checkbox"/> No</p>		Water	Sanitary	Storm	LENGTH	7.61m	7.98m	7.98m	MATERIAL	Polyethylene	PVC DR28	PVC DR35	SIZE	25mm	125mm	125mm	COLOUR	Blue	White	Green	DEPTH @ MAIN	1.8m	3.3m	3.1m	DEPTH @ ST. LINE	1.7m	2.7m	2.7m	ELEV @ MAIN	108.14	106.69	106.90	ELEV @ ST. LINE	108.36	107.34	107.25	MAIN SIZE	250mm	250mm	300mm	<p>PRIVATE</p> <table border="1" style="width:100%; border-collapse: collapse;"> <thead> <tr> <th></th> <th>Water</th> <th>Sanitary</th> <th>Storm</th> </tr> </thead> <tbody> <tr> <td>LENGTH</td> <td></td> <td></td> <td></td> </tr> <tr> <td>MATERIAL</td> <td></td> <td></td> <td></td> </tr> <tr> <td>SIZE</td> <td></td> <td></td> <td></td> </tr> <tr> <td>COLOUR</td> <td></td> <td></td> <td></td> </tr> <tr> <td>DEPTH @ ST. LINE</td> <td></td> <td></td> <td></td> </tr> <tr> <td>DEPTH @ BLDG</td> <td></td> <td></td> <td></td> </tr> </tbody> </table> <p>Contractor _____ Inspected By _____ Date _____</p> <p>Sanitary Type: Pressurized <input type="checkbox"/> Gravity <input type="checkbox"/> Private Lift Station Info: Lift: <input type="checkbox"/> Distance <input type="checkbox"/></p> <p>Insulation: Yes <input type="checkbox"/> No <input type="checkbox"/> Rock: Yes <input type="checkbox"/> No <input type="checkbox"/> Clay Plug: Yes <input type="checkbox"/> No <input type="checkbox"/> Foundation Drain Connected: Yes <input type="checkbox"/> No <input type="checkbox"/> Rain Leaders Connected: Yes <input type="checkbox"/> No <input type="checkbox"/> Trace Wire: Yes <input type="checkbox"/> No <input type="checkbox"/> Sound Check: Yes <input type="checkbox"/> No <input type="checkbox"/></p>		Water	Sanitary	Storm	LENGTH				MATERIAL				SIZE				COLOUR				DEPTH @ ST. LINE				DEPTH @ BLDG			
	Water	Sanitary	Storm																																																																		
LENGTH	7.61m	7.98m	7.98m																																																																		
MATERIAL	Polyethylene	PVC DR28	PVC DR35																																																																		
SIZE	25mm	125mm	125mm																																																																		
COLOUR	Blue	White	Green																																																																		
DEPTH @ MAIN	1.8m	3.3m	3.1m																																																																		
DEPTH @ ST. LINE	1.7m	2.7m	2.7m																																																																		
ELEV @ MAIN	108.14	106.69	106.90																																																																		
ELEV @ ST. LINE	108.36	107.34	107.25																																																																		
MAIN SIZE	250mm	250mm	300mm																																																																		
	Water	Sanitary	Storm																																																																		
LENGTH																																																																					
MATERIAL																																																																					
SIZE																																																																					
COLOUR																																																																					
DEPTH @ ST. LINE																																																																					
DEPTH @ BLDG																																																																					
<p>UP21 ●</p> <p>Curb Stop To: UP21 = 30.8m UP22 = 12.3m</p> <p>Corp Stop To: UP21 = 5.2m UP22 = 32.0m</p> <p>San End To: UP21 = 14.0m UP22 = 31.2m</p> 	<p>PRIVATE</p> <p>TH2A</p> <p>TH2B</p> <p>TH2C</p> <p>TH2D</p> <p>TH2E</p> <p>SEE BACK FOR ADDITIONAL NOTES →</p>																																																																				


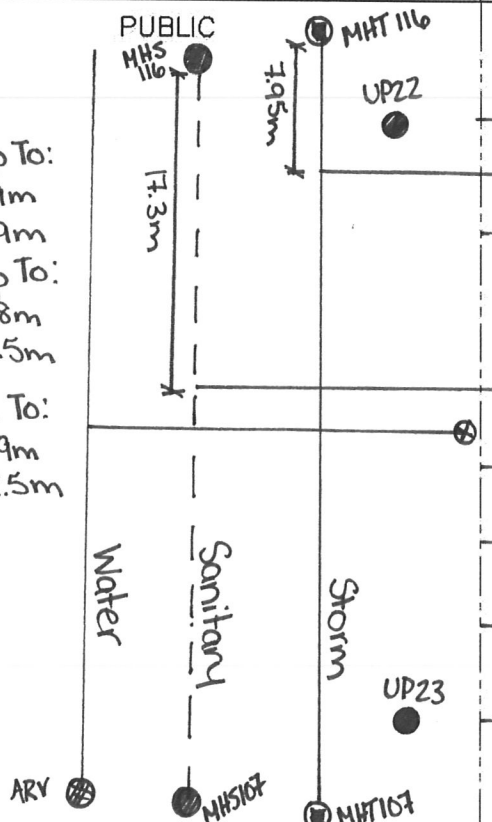
	HALIFAX WATER SERVICE LATERAL INFORMATION SHEET	Street <u>Maple Grove Avenue</u> Lot <u>TH2B</u> Civic _____																																																																			
		SLID# _____																																																																			
<p>PUBLIC</p> <table border="1" style="width:100%; border-collapse: collapse;"> <thead> <tr> <th></th> <th>Water</th> <th>Sanitary</th> <th>Storm</th> </tr> </thead> <tbody> <tr> <td>LENGTH</td> <td>7.46m</td> <td>7.90m</td> <td>—</td> </tr> <tr> <td>MATERIAL</td> <td>Polyethylene</td> <td>PVC DR28</td> <td>PVC DR35</td> </tr> <tr> <td>SIZE</td> <td>25mm</td> <td>125mm</td> <td>125mm</td> </tr> <tr> <td>COLOUR</td> <td>Blue</td> <td>White</td> <td>Green</td> </tr> <tr> <td>DEPTH @ MAIN</td> <td>1.8m</td> <td>3.3m</td> <td>—</td> </tr> <tr> <td>DEPTH @ ST. LINE</td> <td>1.7m</td> <td>2.7m</td> <td>—</td> </tr> <tr> <td>ELEV @ MAIN</td> <td>108.24</td> <td>106.74</td> <td>—</td> </tr> <tr> <td>ELEV @ ST. LINE</td> <td>108.37</td> <td>107.39</td> <td>—</td> </tr> <tr> <td>MAIN SIZE</td> <td>250mm</td> <td>250mm</td> <td>300mm</td> </tr> </tbody> </table> <p>Contractor <u>Dexter Construction</u> Inspected By <u>Trevor Carter - GENIVAR Inc.</u> Date <u>March 2011</u> Record Dwg. # <u>D09109-002-002</u></p> <p> <input checked="" type="checkbox"/> Insulation Yes <input type="checkbox"/> No <input type="checkbox"/> Rock Yes <input type="checkbox"/> No <input type="checkbox"/> Clay Plug Yes <input type="checkbox"/> No <input checked="" type="checkbox"/> Trace Wire Yes <input type="checkbox"/> No <input type="checkbox"/> Anode Yes <input checked="" type="checkbox"/> No </p>		Water	Sanitary	Storm	LENGTH	7.46m	7.90m	—	MATERIAL	Polyethylene	PVC DR28	PVC DR35	SIZE	25mm	125mm	125mm	COLOUR	Blue	White	Green	DEPTH @ MAIN	1.8m	3.3m	—	DEPTH @ ST. LINE	1.7m	2.7m	—	ELEV @ MAIN	108.24	106.74	—	ELEV @ ST. LINE	108.37	107.39	—	MAIN SIZE	250mm	250mm	300mm	<p>PRIVATE</p> <table border="1" style="width:100%; border-collapse: collapse;"> <thead> <tr> <th></th> <th>Water</th> <th>Sanitary</th> <th>Storm</th> </tr> </thead> <tbody> <tr><td>LENGTH</td><td></td><td></td><td></td></tr> <tr><td>MATERIAL</td><td></td><td></td><td></td></tr> <tr><td>SIZE</td><td></td><td></td><td></td></tr> <tr><td>COLOUR</td><td></td><td></td><td></td></tr> <tr><td>DEPTH @ ST. LINE</td><td></td><td></td><td></td></tr> <tr><td>DEPTH @ BLDG</td><td></td><td></td><td></td></tr> </tbody> </table> <p>Contractor _____ Inspected By _____ Date _____</p> <p>Sanitary Type Pressurized <input type="checkbox"/> Gravity <input type="checkbox"/> Private Lift Lift: <input type="checkbox"/> Distance <input type="checkbox"/></p> <p> Insulation <input type="checkbox"/> Yes <input type="checkbox"/> No Rock <input type="checkbox"/> Yes <input type="checkbox"/> No Clay Plug <input type="checkbox"/> Yes <input type="checkbox"/> No Foundation Drain Connected <input type="checkbox"/> Yes <input type="checkbox"/> No Rain Leaders Connected <input type="checkbox"/> Yes <input type="checkbox"/> No Trace Wire <input type="checkbox"/> Yes <input type="checkbox"/> No Sound Check <input type="checkbox"/> Yes <input type="checkbox"/> No </p>		Water	Sanitary	Storm	LENGTH				MATERIAL				SIZE				COLOUR				DEPTH @ ST. LINE				DEPTH @ BLDG			
	Water	Sanitary	Storm																																																																		
LENGTH	7.46m	7.90m	—																																																																		
MATERIAL	Polyethylene	PVC DR28	PVC DR35																																																																		
SIZE	25mm	125mm	125mm																																																																		
COLOUR	Blue	White	Green																																																																		
DEPTH @ MAIN	1.8m	3.3m	—																																																																		
DEPTH @ ST. LINE	1.7m	2.7m	—																																																																		
ELEV @ MAIN	108.24	106.74	—																																																																		
ELEV @ ST. LINE	108.37	107.39	—																																																																		
MAIN SIZE	250mm	250mm	300mm																																																																		
	Water	Sanitary	Storm																																																																		
LENGTH																																																																					
MATERIAL																																																																					
SIZE																																																																					
COLOUR																																																																					
DEPTH @ ST. LINE																																																																					
DEPTH @ BLDG																																																																					
<p>UP21 ●</p> <p>Curb Stop To: UP21 = 12.4m UP22 = 30.3m</p> <p>Corp Stop To: UP21 = 6.3m UP22 = 30.4m</p> <p>San End To: UP21 = 14.2m UP22 = 30.0m</p>	 <p>The diagram shows a vertical cross-section of the service lateral. On the left, a 'PUB' (Public) manhole is shown with a depth of 10.71m. A vertical line descends from the curb stop to the PUB manhole, labeled 'Water', 'Sanitary', and 'Storm'. A horizontal line crosses this vertical line, with a circled 'X' on the right side. Below the PUB manhole, there are two more manholes: 'MHS116' and 'MHT116'. A 'UP22' manhole is also indicated at the bottom right. A depth of 3.25m is marked between the PUB manhole and the MHT116 manhole.</p>	<p>PRIVATE</p> <p>TH2A</p> <p>TH2B</p> <p>TH2C</p> <p>TH2D</p> <p>TH2E</p> <p>SEE BACK FOR ADDITIONAL NOTES →</p>																																																																			

HALIFAX WATER SERVICE LATERAL INFORMATION SHEET		Street <u>Maple Grove Avenue</u> Lot <u>TH2C</u> Civic _____																																																																																
		SLID# _____																																																																																
<p style="text-align: center;">PUBLIC</p> <table border="1" style="width:100%; border-collapse: collapse;"> <thead> <tr> <th></th> <th>Water</th> <th>Sanitary</th> <th>Storm</th> </tr> </thead> <tbody> <tr> <td>LENGTH</td> <td><u>6.73 m</u></td> <td><u>7.52m</u></td> <td><u>/</u></td> </tr> <tr> <td>MATERIAL</td> <td><u>Polyethylene</u></td> <td><u>PVC DR28</u></td> <td><u>PVC DR35</u></td> </tr> <tr> <td>SIZE</td> <td><u>25mm</u></td> <td><u>125mm</u></td> <td><u>125mm</u></td> </tr> <tr> <td>COLOUR</td> <td><u>Blue</u></td> <td><u>White</u></td> <td><u>Green</u></td> </tr> <tr> <td>DEPTH @ MAIN</td> <td><u>1.8m</u></td> <td><u>3.2m</u></td> <td><u>/</u></td> </tr> <tr> <td>DEPTH @ ST. LINE</td> <td><u>1.7m</u></td> <td><u>2.7m</u></td> <td><u>/</u></td> </tr> <tr> <td>ELEV @ MAIN</td> <td><u>108.51</u></td> <td><u>107.17</u></td> <td><u>/</u></td> </tr> <tr> <td>ELEV @ ST. LINE</td> <td><u>108.84</u></td> <td><u>107.92</u></td> <td><u>/</u></td> </tr> <tr> <td>MAIN SIZE</td> <td><u>250mm</u></td> <td><u>250mm</u></td> <td><u>300mm</u></td> </tr> </tbody> </table> <p> Contractor <u>Dexter Construction</u> Inspected By <u>Trevor Carter - GENIVAR Inc.</u> Date <u>March 2011</u> Record Dwg. # <u>D09109-002 002</u> </p> <table style="width:100%;"> <tr> <td>Insulation <input checked="" type="checkbox"/> Yes <input type="checkbox"/> No</td> <td>Rock <input type="checkbox"/> Yes <input type="checkbox"/> No</td> <td>Clay Plug <input type="checkbox"/> Yes <input type="checkbox"/> No</td> <td>Trace Wire <input checked="" type="checkbox"/> Yes <input type="checkbox"/> No</td> <td>Anode <input type="checkbox"/> Yes <input checked="" type="checkbox"/> No</td> </tr> </table>			Water	Sanitary	Storm	LENGTH	<u>6.73 m</u>	<u>7.52m</u>	<u>/</u>	MATERIAL	<u>Polyethylene</u>	<u>PVC DR28</u>	<u>PVC DR35</u>	SIZE	<u>25mm</u>	<u>125mm</u>	<u>125mm</u>	COLOUR	<u>Blue</u>	<u>White</u>	<u>Green</u>	DEPTH @ MAIN	<u>1.8m</u>	<u>3.2m</u>	<u>/</u>	DEPTH @ ST. LINE	<u>1.7m</u>	<u>2.7m</u>	<u>/</u>	ELEV @ MAIN	<u>108.51</u>	<u>107.17</u>	<u>/</u>	ELEV @ ST. LINE	<u>108.84</u>	<u>107.92</u>	<u>/</u>	MAIN SIZE	<u>250mm</u>	<u>250mm</u>	<u>300mm</u>	Insulation <input checked="" type="checkbox"/> Yes <input type="checkbox"/> No	Rock <input type="checkbox"/> Yes <input type="checkbox"/> No	Clay Plug <input type="checkbox"/> Yes <input type="checkbox"/> No	Trace Wire <input checked="" type="checkbox"/> Yes <input type="checkbox"/> No	Anode <input type="checkbox"/> Yes <input checked="" type="checkbox"/> No	<p style="text-align: center;">PRIVATE</p> <table border="1" style="width:100%; border-collapse: collapse;"> <thead> <tr> <th></th> <th>Water</th> <th>Sanitary</th> <th>Storm</th> </tr> </thead> <tbody> <tr><td>LENGTH</td><td></td><td></td><td></td></tr> <tr><td>MATERIAL</td><td></td><td></td><td></td></tr> <tr><td>SIZE</td><td></td><td></td><td></td></tr> <tr><td>COLOUR</td><td></td><td></td><td></td></tr> <tr><td>DEPTH @ ST. LINE</td><td></td><td></td><td></td></tr> <tr><td>DEPTH @ BLDG</td><td></td><td></td><td></td></tr> </tbody> </table> <p> Contractor _____ Inspected By _____ Date _____ </p> <p> Sanitary Type: Pressurized <input type="checkbox"/> Gravity <input type="checkbox"/> Private Lift Station Info: Lift: <input type="checkbox"/> Distance <input type="checkbox"/> </p> <table style="width:100%;"> <tr> <td>Insulation <input type="checkbox"/> Yes <input type="checkbox"/> No</td> <td>Rock <input type="checkbox"/> Yes <input type="checkbox"/> No</td> <td>Clay Plug <input type="checkbox"/> Yes <input type="checkbox"/> No</td> <td>Foundation Drain Connected <input type="checkbox"/> Yes <input type="checkbox"/> No</td> <td>Rain Leaders Connected <input type="checkbox"/> Yes <input type="checkbox"/> No</td> <td>Trace Wire <input type="checkbox"/> Yes <input type="checkbox"/> No</td> <td>Sound Check <input type="checkbox"/> Yes <input type="checkbox"/> No</td> </tr> </table>		Water	Sanitary	Storm	LENGTH				MATERIAL				SIZE				COLOUR				DEPTH @ ST. LINE				DEPTH @ BLDG				Insulation <input type="checkbox"/> Yes <input type="checkbox"/> No	Rock <input type="checkbox"/> Yes <input type="checkbox"/> No	Clay Plug <input type="checkbox"/> Yes <input type="checkbox"/> No	Foundation Drain Connected <input type="checkbox"/> Yes <input type="checkbox"/> No	Rain Leaders Connected <input type="checkbox"/> Yes <input type="checkbox"/> No	Trace Wire <input type="checkbox"/> Yes <input type="checkbox"/> No	Sound Check <input type="checkbox"/> Yes <input type="checkbox"/> No
	Water	Sanitary	Storm																																																																															
LENGTH	<u>6.73 m</u>	<u>7.52m</u>	<u>/</u>																																																																															
MATERIAL	<u>Polyethylene</u>	<u>PVC DR28</u>	<u>PVC DR35</u>																																																																															
SIZE	<u>25mm</u>	<u>125mm</u>	<u>125mm</u>																																																																															
COLOUR	<u>Blue</u>	<u>White</u>	<u>Green</u>																																																																															
DEPTH @ MAIN	<u>1.8m</u>	<u>3.2m</u>	<u>/</u>																																																																															
DEPTH @ ST. LINE	<u>1.7m</u>	<u>2.7m</u>	<u>/</u>																																																																															
ELEV @ MAIN	<u>108.51</u>	<u>107.17</u>	<u>/</u>																																																																															
ELEV @ ST. LINE	<u>108.84</u>	<u>107.92</u>	<u>/</u>																																																																															
MAIN SIZE	<u>250mm</u>	<u>250mm</u>	<u>300mm</u>																																																																															
Insulation <input checked="" type="checkbox"/> Yes <input type="checkbox"/> No	Rock <input type="checkbox"/> Yes <input type="checkbox"/> No	Clay Plug <input type="checkbox"/> Yes <input type="checkbox"/> No	Trace Wire <input checked="" type="checkbox"/> Yes <input type="checkbox"/> No	Anode <input type="checkbox"/> Yes <input checked="" type="checkbox"/> No																																																																														
	Water	Sanitary	Storm																																																																															
LENGTH																																																																																		
MATERIAL																																																																																		
SIZE																																																																																		
COLOUR																																																																																		
DEPTH @ ST. LINE																																																																																		
DEPTH @ BLDG																																																																																		
Insulation <input type="checkbox"/> Yes <input type="checkbox"/> No	Rock <input type="checkbox"/> Yes <input type="checkbox"/> No	Clay Plug <input type="checkbox"/> Yes <input type="checkbox"/> No	Foundation Drain Connected <input type="checkbox"/> Yes <input type="checkbox"/> No	Rain Leaders Connected <input type="checkbox"/> Yes <input type="checkbox"/> No	Trace Wire <input type="checkbox"/> Yes <input type="checkbox"/> No	Sound Check <input type="checkbox"/> Yes <input type="checkbox"/> No																																																																												
<p> Curb Stop To: UP21 = 19.4m UP22 = 18.6m Corp Stop To: UP21 = 16.0m UP22 = 20.1m San End To: UP21 = 20.3m UP22 = 19.0m </p>																																																																																		
		<p>PRIVATE</p> <p>TH2A</p> <p>TH2B</p> <p>TH2C</p> <p>TH2D</p> <p>TH2E</p> <p>SEE BACK FOR ADDITIONAL NOTES →</p>																																																																																


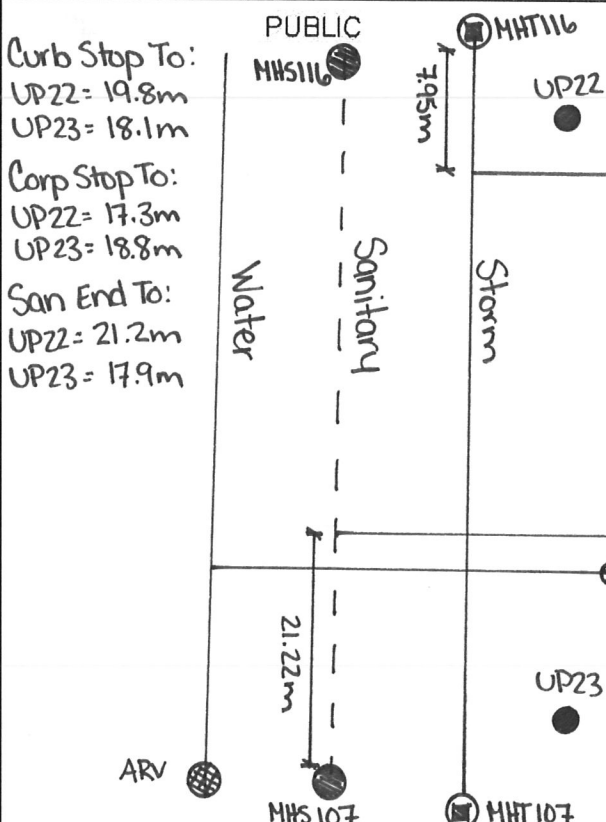
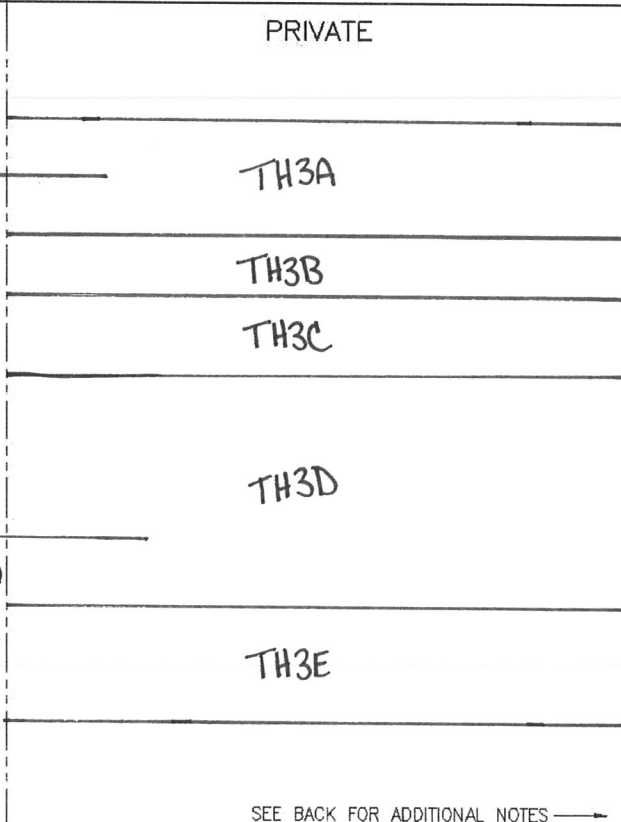
HALIFAX WATER SERVICE LATERAL INFORMATION SHEET		Street <u>Maple Grove Avenue</u> Lot <u>TH2D</u> Civic _____																																																																				
		SLID# _____																																																																				
PUBLIC <table border="1" style="width:100%; border-collapse: collapse; margin-top: 10px;"> <thead> <tr> <th></th> <th>Water</th> <th>Sanitary</th> <th>Storm</th> </tr> </thead> <tbody> <tr> <td>LENGTH</td> <td>6.74m</td> <td>7.47m</td> <td>—</td> </tr> <tr> <td>MATERIAL</td> <td>Polyethylene</td> <td>PVC DR28</td> <td>PVC DR35</td> </tr> <tr> <td>SIZE</td> <td>25mm</td> <td>125mm</td> <td>125mm</td> </tr> <tr> <td>COLOUR</td> <td>Blue</td> <td>White</td> <td>Green</td> </tr> <tr> <td>DEPTH @ MAIN</td> <td>1.8m</td> <td>3.2m</td> <td>—</td> </tr> <tr> <td>DEPTH @ ST. LINE</td> <td>1.7m</td> <td>2.7m</td> <td>—</td> </tr> <tr> <td>ELEV @ MAIN</td> <td>108.55</td> <td>107.21</td> <td>—</td> </tr> <tr> <td>ELEV @ ST. LINE</td> <td>108.86</td> <td>107.90</td> <td>—</td> </tr> <tr> <td>MAIN SIZE</td> <td>250mm</td> <td>250mm</td> <td>300mm</td> </tr> </tbody> </table>			Water	Sanitary	Storm	LENGTH	6.74m	7.47m	—	MATERIAL	Polyethylene	PVC DR28	PVC DR35	SIZE	25mm	125mm	125mm	COLOUR	Blue	White	Green	DEPTH @ MAIN	1.8m	3.2m	—	DEPTH @ ST. LINE	1.7m	2.7m	—	ELEV @ MAIN	108.55	107.21	—	ELEV @ ST. LINE	108.86	107.90	—	MAIN SIZE	250mm	250mm	300mm	PRIVATE <table border="1" style="width:100%; border-collapse: collapse; margin-top: 10px;"> <thead> <tr> <th></th> <th>Water</th> <th>Sanitary</th> <th>Storm</th> </tr> </thead> <tbody> <tr><td>LENGTH</td><td></td><td></td><td></td></tr> <tr><td>MATERIAL</td><td></td><td></td><td></td></tr> <tr><td>SIZE</td><td></td><td></td><td></td></tr> <tr><td>COLOUR</td><td></td><td></td><td></td></tr> <tr><td>DEPTH @ ST. LINE</td><td></td><td></td><td></td></tr> <tr><td>DEPTH @ BLDG</td><td></td><td></td><td></td></tr> </tbody> </table>		Water	Sanitary	Storm	LENGTH				MATERIAL				SIZE				COLOUR				DEPTH @ ST. LINE				DEPTH @ BLDG			
	Water	Sanitary	Storm																																																																			
LENGTH	6.74m	7.47m	—																																																																			
MATERIAL	Polyethylene	PVC DR28	PVC DR35																																																																			
SIZE	25mm	125mm	125mm																																																																			
COLOUR	Blue	White	Green																																																																			
DEPTH @ MAIN	1.8m	3.2m	—																																																																			
DEPTH @ ST. LINE	1.7m	2.7m	—																																																																			
ELEV @ MAIN	108.55	107.21	—																																																																			
ELEV @ ST. LINE	108.86	107.90	—																																																																			
MAIN SIZE	250mm	250mm	300mm																																																																			
	Water	Sanitary	Storm																																																																			
LENGTH																																																																						
MATERIAL																																																																						
SIZE																																																																						
COLOUR																																																																						
DEPTH @ ST. LINE																																																																						
DEPTH @ BLDG																																																																						
Contractor <u>Dexter Construction</u> Inspected By <u>Trevor Carter - GENIVAR Inc.</u> Date <u>March 2011</u> Record Dwg. # <u>D09109-002.002</u>		Contractor _____ Inspected By _____ Date _____																																																																				
Insulation <input checked="" type="checkbox"/> Yes <input type="checkbox"/> No Rock <input type="checkbox"/> Yes <input type="checkbox"/> No Clay Plug <input type="checkbox"/> Yes <input type="checkbox"/> No Trace Wire <input checked="" type="checkbox"/> Yes <input type="checkbox"/> No Anode <input type="checkbox"/> Yes <input checked="" type="checkbox"/> No		Sanitary Type: Pressurized <input type="checkbox"/> Gravity <input type="checkbox"/> Private Lift Station Info: Lift: <input type="checkbox"/> Distance <input type="checkbox"/> Insulation: <input type="checkbox"/> Yes <input type="checkbox"/> No Rock: <input type="checkbox"/> Yes <input type="checkbox"/> No Clay Plug: <input type="checkbox"/> Yes <input type="checkbox"/> No Foundation Drain Connected: <input type="checkbox"/> Yes <input type="checkbox"/> No Rain Leaders Connected: <input type="checkbox"/> Yes <input type="checkbox"/> No Trace Wire: <input type="checkbox"/> Yes <input type="checkbox"/> No Sound Check: <input type="checkbox"/> Yes <input type="checkbox"/> No																																																																				
<div style="display: flex; justify-content: space-between;"> <div style="width: 45%;"> <p>UP21 ●</p> <p>Curb Stop To: UP21= 19.8m UP22= 18.1m</p> <p>Corp Stop To: UP21= 17.3m UP22= 18.8m</p> <p>San End To: UP21= 21.2m UP22= 17.8m</p> </div> <div style="width: 50%; border-left: 1px dashed black; padding-left: 10px;"> <p style="text-align: center;">PUBLIC</p> <p style="text-align: center;">MHT17</p> <p style="text-align: center;">3.5m</p> <p style="text-align: center;">Water</p> <p style="text-align: center;">Sanitary</p> <p style="text-align: center;">Storm</p> <p style="text-align: center;">13.93m</p> <p style="text-align: center;">MHT16 ●</p> <p style="text-align: center;">UP22 ●</p> </div> <div style="width: 45%; border-left: 1px dashed black; padding-left: 10px;"> <p style="text-align: center;">PRIVATE</p> <p style="text-align: center;">TH2A</p> <p style="text-align: center;">TH2B</p> <p style="text-align: center;">TH2C</p> <p style="text-align: center;">TH2D</p> <p style="text-align: center;">TH2E</p> </div> </div>																																																																						
SEE BACK FOR ADDITIONAL NOTES →																																																																						


	HALIFAX WATER SERVICE LATERAL INFORMATION SHEET	Street <u>Maple Grove Avenue</u> Lot <u>TH 2E</u> Civic _____																																																																			
		SID# _____																																																																			
PUBLIC <table border="1" style="width:100%; border-collapse: collapse;"> <thead> <tr> <th></th> <th>Water</th> <th>Sanitary</th> <th>Storm</th> </tr> </thead> <tbody> <tr> <td>LENGTH</td> <td>8.5m</td> <td>8.66m</td> <td>/</td> </tr> <tr> <td>MATERIAL</td> <td>Polyethylene</td> <td>PVC DR28</td> <td>PVC DR35</td> </tr> <tr> <td>SIZE</td> <td>25mm</td> <td>125mm</td> <td>125mm</td> </tr> <tr> <td>COLOUR</td> <td>Blue</td> <td>White</td> <td>Green</td> </tr> <tr> <td>DEPTH @ MAIN</td> <td>1.8m</td> <td>3.0m</td> <td>/</td> </tr> <tr> <td>DEPTH @ ST. LINE</td> <td>1.6m</td> <td>2.5m</td> <td>/</td> </tr> <tr> <td>ELEV @ MAIN</td> <td>108.88</td> <td>107.65</td> <td>/</td> </tr> <tr> <td>ELEV @ ST. LINE</td> <td>109.20</td> <td>108.40</td> <td>/</td> </tr> <tr> <td>MAIN SIZE</td> <td>250mm</td> <td>250mm</td> <td>300mm</td> </tr> </tbody> </table> <p>Contractor <u>Dexter Construction</u> Inspected By <u>Trevor Carter - GENIVAR Inc.</u> Date <u>March 2011</u> Record Dwg. # <u>D09109-002 002</u></p> <p>Insulation <input checked="" type="checkbox"/> Yes <input type="checkbox"/> No Rock <input type="checkbox"/> Yes <input type="checkbox"/> No Clay Plug <input type="checkbox"/> Yes <input type="checkbox"/> No Trace Wire <input checked="" type="checkbox"/> Yes <input type="checkbox"/> No Anode <input type="checkbox"/> Yes <input checked="" type="checkbox"/> No</p>		Water	Sanitary	Storm	LENGTH	8.5m	8.66m	/	MATERIAL	Polyethylene	PVC DR28	PVC DR35	SIZE	25mm	125mm	125mm	COLOUR	Blue	White	Green	DEPTH @ MAIN	1.8m	3.0m	/	DEPTH @ ST. LINE	1.6m	2.5m	/	ELEV @ MAIN	108.88	107.65	/	ELEV @ ST. LINE	109.20	108.40	/	MAIN SIZE	250mm	250mm	300mm	PRIVATE <table border="1" style="width:100%; border-collapse: collapse;"> <thead> <tr> <th></th> <th>Water</th> <th>Sanitary</th> <th>Storm</th> </tr> </thead> <tbody> <tr> <td>LENGTH</td> <td></td> <td></td> <td></td> </tr> <tr> <td>MATERIAL</td> <td></td> <td></td> <td></td> </tr> <tr> <td>SIZE</td> <td></td> <td></td> <td></td> </tr> <tr> <td>COLOUR</td> <td></td> <td></td> <td></td> </tr> <tr> <td>DEPTH @ ST. LINE</td> <td></td> <td></td> <td></td> </tr> <tr> <td>DEPTH @ BLDG</td> <td></td> <td></td> <td></td> </tr> </tbody> </table> <p>Contractor _____ Inspected By _____ Date _____</p> <p>Sanitary Type: Pressurized <input type="checkbox"/> Gravity <input type="checkbox"/> Private Lift Station Info: Lift: <input type="checkbox"/> Distance <input type="checkbox"/></p> <p>Insulation: <input type="checkbox"/> Yes <input type="checkbox"/> No Rock: <input type="checkbox"/> Yes <input type="checkbox"/> No Clay Plug: <input type="checkbox"/> Yes <input type="checkbox"/> No Foundation Drain Connected: <input type="checkbox"/> Yes <input type="checkbox"/> No Rain Leaders Connected: <input type="checkbox"/> Yes <input type="checkbox"/> No Trace Wire: <input type="checkbox"/> Yes <input type="checkbox"/> No Sound Check: <input type="checkbox"/> Yes <input type="checkbox"/> No</p>		Water	Sanitary	Storm	LENGTH				MATERIAL				SIZE				COLOUR				DEPTH @ ST. LINE				DEPTH @ BLDG			
	Water	Sanitary	Storm																																																																		
LENGTH	8.5m	8.66m	/																																																																		
MATERIAL	Polyethylene	PVC DR28	PVC DR35																																																																		
SIZE	25mm	125mm	125mm																																																																		
COLOUR	Blue	White	Green																																																																		
DEPTH @ MAIN	1.8m	3.0m	/																																																																		
DEPTH @ ST. LINE	1.6m	2.5m	/																																																																		
ELEV @ MAIN	108.88	107.65	/																																																																		
ELEV @ ST. LINE	109.20	108.40	/																																																																		
MAIN SIZE	250mm	250mm	300mm																																																																		
	Water	Sanitary	Storm																																																																		
LENGTH																																																																					
MATERIAL																																																																					
SIZE																																																																					
COLOUR																																																																					
DEPTH @ ST. LINE																																																																					
DEPTH @ BLDG																																																																					
<p>● UP21</p> <p>Curb Stop To: UP21 = 30.5m UP22 = 6.8m</p> <p>Corp Stop To: UP21 = 29.5m UP22 = 8.5m</p> <p>San End To: UP21 = 30.9m UP22 = 7.8m</p>																																																																					
SEE BACK FOR ADDITIONAL NOTES →																																																																					

HALIFAX WATER SERVICE LATERAL INFORMATION SHEET		Street <u>Maple Grove Avenue</u> Lot <u>TH3A</u> Civic _____																																																																																																								
		SLID# _____																																																																																																								
<p style="text-align: center;">PUBLIC</p> <table border="1" style="width:100%; border-collapse: collapse;"> <thead> <tr> <th></th> <th>Water</th> <th>Sanitary</th> <th>Storm</th> </tr> </thead> <tbody> <tr> <td>LENGTH</td> <td>8.88m</td> <td>9.07m</td> <td>7.76m</td> </tr> <tr> <td>MATERIAL</td> <td>Polyethylene</td> <td>PVC DR28</td> <td>PVC DR35</td> </tr> <tr> <td>SIZE</td> <td>25mm</td> <td>125mm</td> <td>125mm</td> </tr> <tr> <td>COLOUR</td> <td>Blue</td> <td>White</td> <td>Green</td> </tr> <tr> <td>DEPTH @ MAIN</td> <td>1.8m</td> <td>3.0m</td> <td>2.8m</td> </tr> <tr> <td>DEPTH @ ST. LINE</td> <td>1.7m</td> <td>2.7m</td> <td>2.6m</td> </tr> <tr> <td>ELEV @ MAIN</td> <td>109.10</td> <td>107.94</td> <td>108.09</td> </tr> <tr> <td>ELEV @ ST. LINE</td> <td>109.38</td> <td>108.44</td> <td>108.51</td> </tr> <tr> <td>MAIN SIZE</td> <td>250 mm</td> <td>250 mm</td> <td>300 mm</td> </tr> </tbody> </table> <p>Contractor <u>Dexter Construction</u> Inspected By <u>Trevor Carter - GENIVAR Inc.</u> Date <u>March 2011</u> Record Dwg. # <u>009109-002 002</u></p> <table style="width:100%;"> <tr> <td>Insulation</td> <td><input checked="" type="checkbox"/> Yes</td> <td><input type="checkbox"/> No</td> </tr> <tr> <td>Rock</td> <td><input type="checkbox"/> Yes</td> <td><input type="checkbox"/> No</td> </tr> <tr> <td>Clay Plug</td> <td><input type="checkbox"/> Yes</td> <td><input type="checkbox"/> No</td> </tr> <tr> <td>Trace Wire</td> <td><input checked="" type="checkbox"/> Yes</td> <td><input type="checkbox"/> No</td> </tr> <tr> <td>Anode</td> <td><input type="checkbox"/> Yes</td> <td><input checked="" type="checkbox"/> No</td> </tr> </table>			Water	Sanitary	Storm	LENGTH	8.88m	9.07m	7.76m	MATERIAL	Polyethylene	PVC DR28	PVC DR35	SIZE	25mm	125mm	125mm	COLOUR	Blue	White	Green	DEPTH @ MAIN	1.8m	3.0m	2.8m	DEPTH @ ST. LINE	1.7m	2.7m	2.6m	ELEV @ MAIN	109.10	107.94	108.09	ELEV @ ST. LINE	109.38	108.44	108.51	MAIN SIZE	250 mm	250 mm	300 mm	Insulation	<input checked="" type="checkbox"/> Yes	<input type="checkbox"/> No	Rock	<input type="checkbox"/> Yes	<input type="checkbox"/> No	Clay Plug	<input type="checkbox"/> Yes	<input type="checkbox"/> No	Trace Wire	<input checked="" type="checkbox"/> Yes	<input type="checkbox"/> No	Anode	<input type="checkbox"/> Yes	<input checked="" type="checkbox"/> No	<p style="text-align: center;">PRIVATE</p> <table border="1" style="width:100%; border-collapse: collapse;"> <thead> <tr> <th></th> <th>Water</th> <th>Sanitary</th> <th>Storm</th> </tr> </thead> <tbody> <tr> <td>LENGTH</td> <td></td> <td></td> <td></td> </tr> <tr> <td>MATERIAL</td> <td></td> <td></td> <td></td> </tr> <tr> <td>SIZE</td> <td></td> <td></td> <td></td> </tr> <tr> <td>COLOUR</td> <td></td> <td></td> <td></td> </tr> <tr> <td>DEPTH @ ST. LINE</td> <td></td> <td></td> <td></td> </tr> <tr> <td>DEPTH @ BLDG</td> <td></td> <td></td> <td></td> </tr> </tbody> </table> <p>Contractor _____ Inspected By _____ Date _____</p> <p>Sanitary Type Pressurized <input type="checkbox"/> <input type="checkbox"/> Gravity Private Lift Lift: <input type="checkbox"/> <input type="checkbox"/> Distance</p> <table style="width:100%;"> <tr> <td>Insulation</td> <td><input type="checkbox"/> Yes</td> <td><input type="checkbox"/> No</td> </tr> <tr> <td>Rock</td> <td><input type="checkbox"/> Yes</td> <td><input type="checkbox"/> No</td> </tr> <tr> <td>Clay Plug</td> <td><input type="checkbox"/> Yes</td> <td><input type="checkbox"/> No</td> </tr> <tr> <td>Foundation Drain Connected</td> <td><input type="checkbox"/> Yes</td> <td><input type="checkbox"/> No</td> </tr> <tr> <td>Rain Leaders Connected</td> <td><input type="checkbox"/> Yes</td> <td><input type="checkbox"/> No</td> </tr> <tr> <td>Trace Wire</td> <td><input type="checkbox"/> Yes</td> <td><input type="checkbox"/> No</td> </tr> <tr> <td>Sound Check</td> <td><input type="checkbox"/> Yes</td> <td><input type="checkbox"/> No</td> </tr> </table>		Water	Sanitary	Storm	LENGTH				MATERIAL				SIZE				COLOUR				DEPTH @ ST. LINE				DEPTH @ BLDG				Insulation	<input type="checkbox"/> Yes	<input type="checkbox"/> No	Rock	<input type="checkbox"/> Yes	<input type="checkbox"/> No	Clay Plug	<input type="checkbox"/> Yes	<input type="checkbox"/> No	Foundation Drain Connected	<input type="checkbox"/> Yes	<input type="checkbox"/> No	Rain Leaders Connected	<input type="checkbox"/> Yes	<input type="checkbox"/> No	Trace Wire	<input type="checkbox"/> Yes	<input type="checkbox"/> No	Sound Check	<input type="checkbox"/> Yes	<input type="checkbox"/> No
	Water	Sanitary	Storm																																																																																																							
LENGTH	8.88m	9.07m	7.76m																																																																																																							
MATERIAL	Polyethylene	PVC DR28	PVC DR35																																																																																																							
SIZE	25mm	125mm	125mm																																																																																																							
COLOUR	Blue	White	Green																																																																																																							
DEPTH @ MAIN	1.8m	3.0m	2.8m																																																																																																							
DEPTH @ ST. LINE	1.7m	2.7m	2.6m																																																																																																							
ELEV @ MAIN	109.10	107.94	108.09																																																																																																							
ELEV @ ST. LINE	109.38	108.44	108.51																																																																																																							
MAIN SIZE	250 mm	250 mm	300 mm																																																																																																							
Insulation	<input checked="" type="checkbox"/> Yes	<input type="checkbox"/> No																																																																																																								
Rock	<input type="checkbox"/> Yes	<input type="checkbox"/> No																																																																																																								
Clay Plug	<input type="checkbox"/> Yes	<input type="checkbox"/> No																																																																																																								
Trace Wire	<input checked="" type="checkbox"/> Yes	<input type="checkbox"/> No																																																																																																								
Anode	<input type="checkbox"/> Yes	<input checked="" type="checkbox"/> No																																																																																																								
	Water	Sanitary	Storm																																																																																																							
LENGTH																																																																																																										
MATERIAL																																																																																																										
SIZE																																																																																																										
COLOUR																																																																																																										
DEPTH @ ST. LINE																																																																																																										
DEPTH @ BLDG																																																																																																										
Insulation	<input type="checkbox"/> Yes	<input type="checkbox"/> No																																																																																																								
Rock	<input type="checkbox"/> Yes	<input type="checkbox"/> No																																																																																																								
Clay Plug	<input type="checkbox"/> Yes	<input type="checkbox"/> No																																																																																																								
Foundation Drain Connected	<input type="checkbox"/> Yes	<input type="checkbox"/> No																																																																																																								
Rain Leaders Connected	<input type="checkbox"/> Yes	<input type="checkbox"/> No																																																																																																								
Trace Wire	<input type="checkbox"/> Yes	<input type="checkbox"/> No																																																																																																								
Sound Check	<input type="checkbox"/> Yes	<input type="checkbox"/> No																																																																																																								
<p>Curb Stop To: UP22 = 4.0m UP23 = 33.5m</p> <p>Corp Stop To: UP22 = 6.9m UP23 = 33.9m</p> <p>Stm End To: UP22 = 6.1m UP23 = 32.7m</p>		<p>PRIVATE</p> <p>TH3A</p> <hr/> <p>TH3B</p> <hr/> <p>TH3C</p> <hr/> <p>TH3D</p> <hr/> <p>TH3E</p>																																																																																																								
		SEE BACK FOR ADDITIONAL NOTES →																																																																																																								


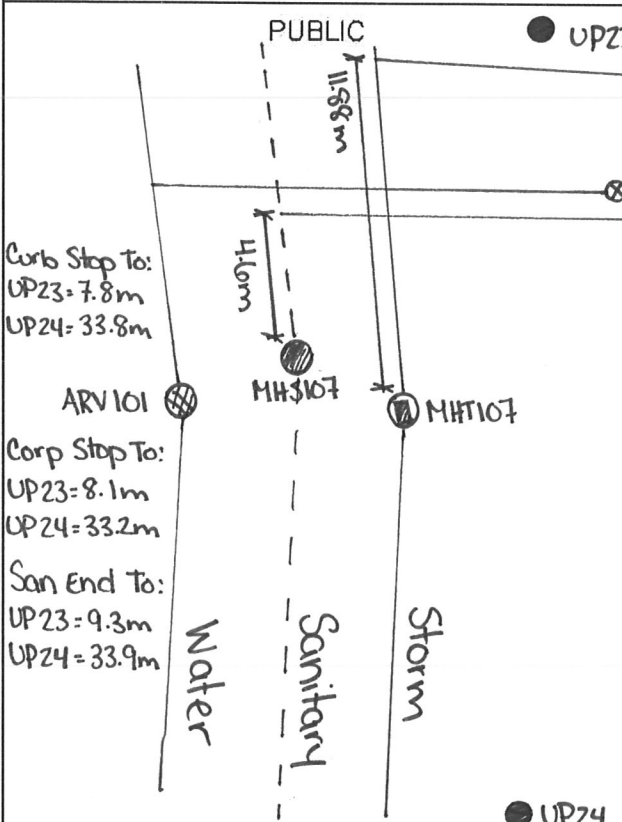
	HALIFAX WATER SERVICE LATERAL INFORMATION SHEET	Street <u>Maple Grove Avenue</u> Lot <u>TH 3B</u> Civic _____																																																																																																							
		SLID# _____																																																																																																							
PUBLIC <table border="1" style="width:100%; border-collapse: collapse; margin-top: 10px;"> <thead> <tr> <th></th> <th>Water</th> <th>Sanitary</th> <th>Storm</th> </tr> </thead> <tbody> <tr> <td>LENGTH</td> <td>8.36m</td> <td>8.83m</td> <td>—</td> </tr> <tr> <td>MATERIAL</td> <td>Polyethylene</td> <td>PVC DR28</td> <td>PVC DR35</td> </tr> <tr> <td>SIZE</td> <td>25mm</td> <td>125mm</td> <td>125mm</td> </tr> <tr> <td>COLOUR</td> <td>Blue</td> <td>White</td> <td>Green</td> </tr> <tr> <td>DEPTH @ MAIN</td> <td>1.8m</td> <td>3.0m</td> <td>—</td> </tr> <tr> <td>DEPTH @ ST. LINE</td> <td>1.6m</td> <td>2.6m</td> <td>—</td> </tr> <tr> <td>ELEV @ MAIN</td> <td>109.32</td> <td>108.13</td> <td>—</td> </tr> <tr> <td>ELEV @ ST. LINE</td> <td>109.62</td> <td>108.74</td> <td>—</td> </tr> <tr> <td>MAIN SIZE</td> <td>250mm</td> <td>250mm</td> <td>300mm</td> </tr> </tbody> </table> <p>Contractor <u>Dexter Construction</u> Inspected By <u>Trevor Carter - GENIVAR Inc.</u> Date <u>March 2011</u> Record Dwg. # <u>D09169-002 002</u></p> <table style="width:100%; margin-top: 10px;"> <tr> <td>Insulation</td> <td><input checked="" type="checkbox"/> Yes</td> <td><input type="checkbox"/> No</td> </tr> <tr> <td>Rock</td> <td><input type="checkbox"/> Yes</td> <td><input type="checkbox"/> No</td> </tr> <tr> <td>Clay Plug</td> <td><input type="checkbox"/> Yes</td> <td><input type="checkbox"/> No</td> </tr> <tr> <td>Trace Wire</td> <td><input checked="" type="checkbox"/> Yes</td> <td><input type="checkbox"/> No</td> </tr> <tr> <td>Anode</td> <td><input type="checkbox"/> Yes</td> <td><input checked="" type="checkbox"/> No</td> </tr> </table>		Water	Sanitary	Storm	LENGTH	8.36m	8.83m	—	MATERIAL	Polyethylene	PVC DR28	PVC DR35	SIZE	25mm	125mm	125mm	COLOUR	Blue	White	Green	DEPTH @ MAIN	1.8m	3.0m	—	DEPTH @ ST. LINE	1.6m	2.6m	—	ELEV @ MAIN	109.32	108.13	—	ELEV @ ST. LINE	109.62	108.74	—	MAIN SIZE	250mm	250mm	300mm	Insulation	<input checked="" type="checkbox"/> Yes	<input type="checkbox"/> No	Rock	<input type="checkbox"/> Yes	<input type="checkbox"/> No	Clay Plug	<input type="checkbox"/> Yes	<input type="checkbox"/> No	Trace Wire	<input checked="" type="checkbox"/> Yes	<input type="checkbox"/> No	Anode	<input type="checkbox"/> Yes	<input checked="" type="checkbox"/> No	PRIVATE <table border="1" style="width:100%; border-collapse: collapse; margin-top: 10px;"> <thead> <tr> <th></th> <th>Water</th> <th>Sanitary</th> <th>Storm</th> </tr> </thead> <tbody> <tr><td>LENGTH</td><td></td><td></td><td></td></tr> <tr><td>MATERIAL</td><td></td><td></td><td></td></tr> <tr><td>SIZE</td><td></td><td></td><td></td></tr> <tr><td>COLOUR</td><td></td><td></td><td></td></tr> <tr><td>DEPTH @ ST. LINE</td><td></td><td></td><td></td></tr> <tr><td>DEPTH @ BLDG</td><td></td><td></td><td></td></tr> </tbody> </table> <p>Contractor _____ Inspected By _____ Date _____</p> <p>Sanitary Type: Pressurized <input type="checkbox"/> Gravity <input type="checkbox"/> Private Lift Station Info: Lift: <input type="checkbox"/> Distance <input type="checkbox"/></p> <table style="width:100%; margin-top: 10px;"> <tr> <td>Insulation</td> <td><input type="checkbox"/> Yes</td> <td><input type="checkbox"/> No</td> </tr> <tr> <td>Rock</td> <td><input type="checkbox"/> Yes</td> <td><input type="checkbox"/> No</td> </tr> <tr> <td>Clay Plug</td> <td><input type="checkbox"/> Yes</td> <td><input type="checkbox"/> No</td> </tr> <tr> <td>Foundation Drain Connected</td> <td><input type="checkbox"/> Yes</td> <td><input type="checkbox"/> No</td> </tr> <tr> <td>Rain Leaders Connected</td> <td><input type="checkbox"/> Yes</td> <td><input type="checkbox"/> No</td> </tr> <tr> <td>Trace Wire</td> <td><input type="checkbox"/> Yes</td> <td><input type="checkbox"/> No</td> </tr> <tr> <td>Sound Check</td> <td><input type="checkbox"/> Yes</td> <td><input type="checkbox"/> No</td> </tr> </table>		Water	Sanitary	Storm	LENGTH				MATERIAL				SIZE				COLOUR				DEPTH @ ST. LINE				DEPTH @ BLDG				Insulation	<input type="checkbox"/> Yes	<input type="checkbox"/> No	Rock	<input type="checkbox"/> Yes	<input type="checkbox"/> No	Clay Plug	<input type="checkbox"/> Yes	<input type="checkbox"/> No	Foundation Drain Connected	<input type="checkbox"/> Yes	<input type="checkbox"/> No	Rain Leaders Connected	<input type="checkbox"/> Yes	<input type="checkbox"/> No	Trace Wire	<input type="checkbox"/> Yes	<input type="checkbox"/> No	Sound Check	<input type="checkbox"/> Yes	<input type="checkbox"/> No
	Water	Sanitary	Storm																																																																																																						
LENGTH	8.36m	8.83m	—																																																																																																						
MATERIAL	Polyethylene	PVC DR28	PVC DR35																																																																																																						
SIZE	25mm	125mm	125mm																																																																																																						
COLOUR	Blue	White	Green																																																																																																						
DEPTH @ MAIN	1.8m	3.0m	—																																																																																																						
DEPTH @ ST. LINE	1.6m	2.6m	—																																																																																																						
ELEV @ MAIN	109.32	108.13	—																																																																																																						
ELEV @ ST. LINE	109.62	108.74	—																																																																																																						
MAIN SIZE	250mm	250mm	300mm																																																																																																						
Insulation	<input checked="" type="checkbox"/> Yes	<input type="checkbox"/> No																																																																																																							
Rock	<input type="checkbox"/> Yes	<input type="checkbox"/> No																																																																																																							
Clay Plug	<input type="checkbox"/> Yes	<input type="checkbox"/> No																																																																																																							
Trace Wire	<input checked="" type="checkbox"/> Yes	<input type="checkbox"/> No																																																																																																							
Anode	<input type="checkbox"/> Yes	<input checked="" type="checkbox"/> No																																																																																																							
	Water	Sanitary	Storm																																																																																																						
LENGTH																																																																																																									
MATERIAL																																																																																																									
SIZE																																																																																																									
COLOUR																																																																																																									
DEPTH @ ST. LINE																																																																																																									
DEPTH @ BLDG																																																																																																									
Insulation	<input type="checkbox"/> Yes	<input type="checkbox"/> No																																																																																																							
Rock	<input type="checkbox"/> Yes	<input type="checkbox"/> No																																																																																																							
Clay Plug	<input type="checkbox"/> Yes	<input type="checkbox"/> No																																																																																																							
Foundation Drain Connected	<input type="checkbox"/> Yes	<input type="checkbox"/> No																																																																																																							
Rain Leaders Connected	<input type="checkbox"/> Yes	<input type="checkbox"/> No																																																																																																							
Trace Wire	<input type="checkbox"/> Yes	<input type="checkbox"/> No																																																																																																							
Sound Check	<input type="checkbox"/> Yes	<input type="checkbox"/> No																																																																																																							
<p>Curb Stop To: UP22 = 14.9m UP23 = 21.9m</p> <p>Corp Stop To: UP22 = 15.8m UP23 = 22.5m</p> <p>San End To: UP22 = 14.9m UP23 = 22.5m</p> 	<p style="text-align: center;">PRIVATE</p> <p style="text-align: center;">TH3A</p> <p style="text-align: center;">TH3B</p> <p style="text-align: center;">TH3C</p> <p style="text-align: center;">TH3D</p> <p style="text-align: center;">TH3E</p> <p style="text-align: right; margin-top: 20px;">SEE BACK FOR ADDITIONAL NOTES →</p>																																																																																																								


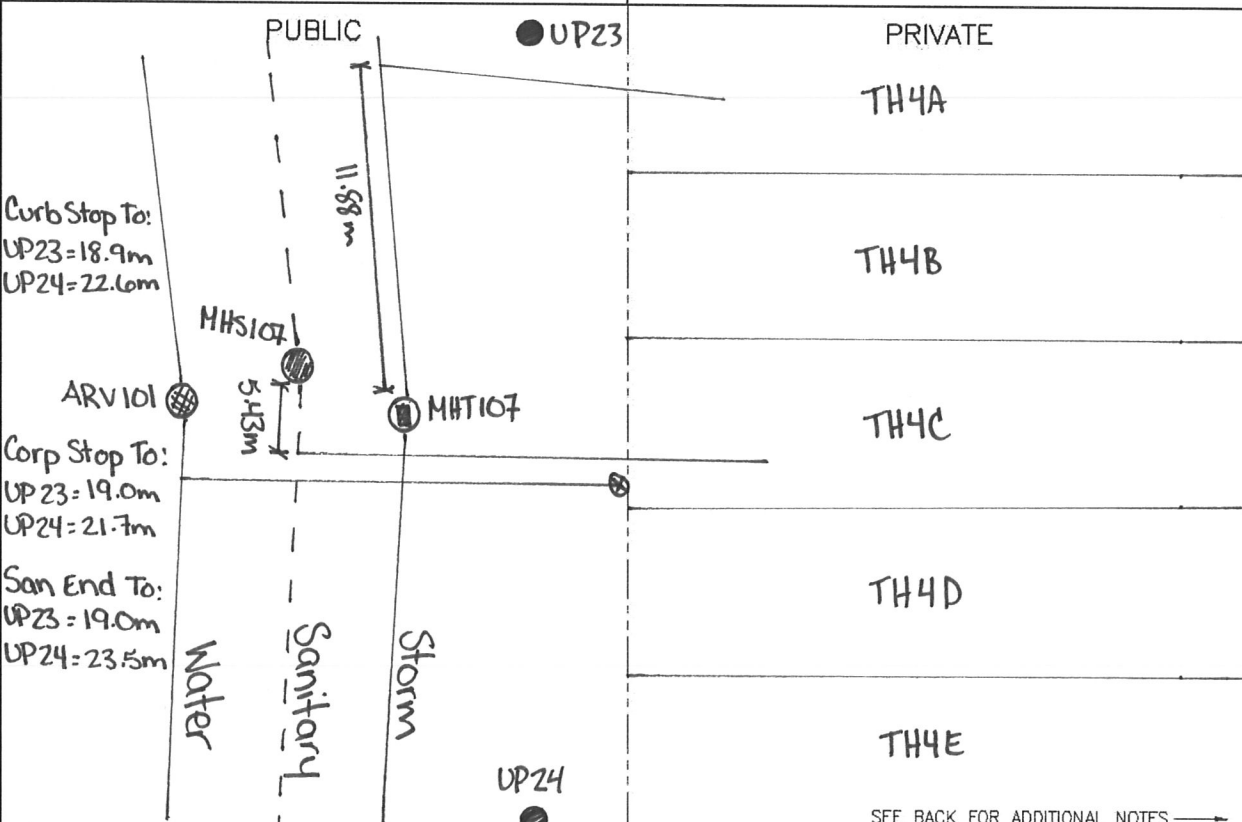
HALIFAX WATER SERVICE LATERAL INFORMATION SHEET		Street <u>Maple Grove Avenue</u> Lot <u>TH3C</u> Civic _____																																																																																		
		SLID# _____																																																																																		
<div style="display: flex; justify-content: space-between;"> <div style="width: 45%;"> <p>PUBLIC</p> <table border="1" style="width:100%; border-collapse: collapse;"> <thead> <tr> <th></th> <th>Water</th> <th>Sanitary</th> <th>Storm</th> </tr> </thead> <tbody> <tr><td>LENGTH</td><td>8.33m</td><td>9.07m</td><td>/</td></tr> <tr><td>MATERIAL</td><td>Polyethylene</td><td>PVC DR28</td><td>PVC DR35</td></tr> <tr><td>SIZE</td><td>25mm</td><td>125mm</td><td>125mm</td></tr> <tr><td>COLOUR</td><td>Blue</td><td>White</td><td>Green</td></tr> <tr><td>DEPTH @ MAIN</td><td>1.8m</td><td>3.0m</td><td>/</td></tr> <tr><td>DEPTH @ ST. LINE</td><td>1.7m</td><td>2.6m</td><td>/</td></tr> <tr><td>ELEV @ MAIN</td><td>109.33</td><td>108.15</td><td>/</td></tr> <tr><td>ELEV @ ST. LINE</td><td>109.60</td><td>108.77</td><td>/</td></tr> <tr><td>MAIN SIZE</td><td>250mm</td><td>250mm</td><td>300mm</td></tr> </tbody> </table> <p>Contractor <u>Dexter Construction</u> Inspected By <u>Trevor Carter - GENIVAR Inc.</u> Date <u>March 2011</u> Record Dwg. # <u>D09109-002 002</u></p> <table style="width:100%;"> <tr> <td>Insulation <input checked="" type="checkbox"/> Yes <input type="checkbox"/> No</td> <td>Rock <input type="checkbox"/> Yes <input type="checkbox"/> No</td> </tr> <tr> <td>Clay Plug <input type="checkbox"/> Yes <input type="checkbox"/> No</td> <td>Trace Wire <input checked="" type="checkbox"/> Yes <input type="checkbox"/> No</td> </tr> <tr> <td>Anode <input type="checkbox"/> Yes <input checked="" type="checkbox"/> No</td> <td></td> </tr> </table> </div> <div style="width: 45%;"> <p>PRIVATE</p> <table border="1" style="width:100%; border-collapse: collapse;"> <thead> <tr> <th></th> <th>Water</th> <th>Sanitary</th> <th>Storm</th> </tr> </thead> <tbody> <tr><td>LENGTH</td><td></td><td></td><td></td></tr> <tr><td>MATERIAL</td><td></td><td></td><td></td></tr> <tr><td>SIZE</td><td></td><td></td><td></td></tr> <tr><td>COLOUR</td><td></td><td></td><td></td></tr> <tr><td>DEPTH @ ST. LINE</td><td></td><td></td><td></td></tr> <tr><td>DEPTH @ BLDG</td><td></td><td></td><td></td></tr> </tbody> </table> <p>Contractor _____ Inspected By _____ Date _____</p> <p>Sanitary Type Pressurized <input type="checkbox"/> Gravity <input type="checkbox"/> Private Lift Lift: <input type="checkbox"/> Distance <input type="checkbox"/> Station Info.</p> <table style="width:100%;"> <tr> <td>Insulation <input type="checkbox"/> Yes <input type="checkbox"/> No</td> <td>Rock <input type="checkbox"/> Yes <input type="checkbox"/> No</td> </tr> <tr> <td>Clay Plug <input type="checkbox"/> Yes <input type="checkbox"/> No</td> <td>Foundation Drain Connected <input type="checkbox"/> Yes <input type="checkbox"/> No</td> </tr> <tr> <td>Rain Leaders Connected <input type="checkbox"/> Yes <input type="checkbox"/> No</td> <td>Trace Wire <input type="checkbox"/> Yes <input type="checkbox"/> No</td> </tr> <tr> <td>Sound Check <input type="checkbox"/> Yes <input type="checkbox"/> No</td> <td></td> </tr> </table> </div> </div>				Water	Sanitary	Storm	LENGTH	8.33m	9.07m	/	MATERIAL	Polyethylene	PVC DR28	PVC DR35	SIZE	25mm	125mm	125mm	COLOUR	Blue	White	Green	DEPTH @ MAIN	1.8m	3.0m	/	DEPTH @ ST. LINE	1.7m	2.6m	/	ELEV @ MAIN	109.33	108.15	/	ELEV @ ST. LINE	109.60	108.77	/	MAIN SIZE	250mm	250mm	300mm	Insulation <input checked="" type="checkbox"/> Yes <input type="checkbox"/> No	Rock <input type="checkbox"/> Yes <input type="checkbox"/> No	Clay Plug <input type="checkbox"/> Yes <input type="checkbox"/> No	Trace Wire <input checked="" type="checkbox"/> Yes <input type="checkbox"/> No	Anode <input type="checkbox"/> Yes <input checked="" type="checkbox"/> No			Water	Sanitary	Storm	LENGTH				MATERIAL				SIZE				COLOUR				DEPTH @ ST. LINE				DEPTH @ BLDG				Insulation <input type="checkbox"/> Yes <input type="checkbox"/> No	Rock <input type="checkbox"/> Yes <input type="checkbox"/> No	Clay Plug <input type="checkbox"/> Yes <input type="checkbox"/> No	Foundation Drain Connected <input type="checkbox"/> Yes <input type="checkbox"/> No	Rain Leaders Connected <input type="checkbox"/> Yes <input type="checkbox"/> No	Trace Wire <input type="checkbox"/> Yes <input type="checkbox"/> No	Sound Check <input type="checkbox"/> Yes <input type="checkbox"/> No	
	Water	Sanitary	Storm																																																																																	
LENGTH	8.33m	9.07m	/																																																																																	
MATERIAL	Polyethylene	PVC DR28	PVC DR35																																																																																	
SIZE	25mm	125mm	125mm																																																																																	
COLOUR	Blue	White	Green																																																																																	
DEPTH @ MAIN	1.8m	3.0m	/																																																																																	
DEPTH @ ST. LINE	1.7m	2.6m	/																																																																																	
ELEV @ MAIN	109.33	108.15	/																																																																																	
ELEV @ ST. LINE	109.60	108.77	/																																																																																	
MAIN SIZE	250mm	250mm	300mm																																																																																	
Insulation <input checked="" type="checkbox"/> Yes <input type="checkbox"/> No	Rock <input type="checkbox"/> Yes <input type="checkbox"/> No																																																																																			
Clay Plug <input type="checkbox"/> Yes <input type="checkbox"/> No	Trace Wire <input checked="" type="checkbox"/> Yes <input type="checkbox"/> No																																																																																			
Anode <input type="checkbox"/> Yes <input checked="" type="checkbox"/> No																																																																																				
	Water	Sanitary	Storm																																																																																	
LENGTH																																																																																				
MATERIAL																																																																																				
SIZE																																																																																				
COLOUR																																																																																				
DEPTH @ ST. LINE																																																																																				
DEPTH @ BLDG																																																																																				
Insulation <input type="checkbox"/> Yes <input type="checkbox"/> No	Rock <input type="checkbox"/> Yes <input type="checkbox"/> No																																																																																			
Clay Plug <input type="checkbox"/> Yes <input type="checkbox"/> No	Foundation Drain Connected <input type="checkbox"/> Yes <input type="checkbox"/> No																																																																																			
Rain Leaders Connected <input type="checkbox"/> Yes <input type="checkbox"/> No	Trace Wire <input type="checkbox"/> Yes <input type="checkbox"/> No																																																																																			
Sound Check <input type="checkbox"/> Yes <input type="checkbox"/> No																																																																																				
<div style="display: flex;"> <div style="width: 45%; border-right: 1px dashed black; padding-right: 10px;"> <p>PUBLIC</p> <p>Curb Stop To: UP22 = 19.4m UP23 = 18.6m Corp Stop To: UP22 = 16.0m UP23 = 20.1m San End To: UP22 = 20.3m UP23 = 19.0m</p> </div> <div style="width: 5%; border-right: 1px dashed black;"></div> <div style="width: 45%; padding-left: 10px;"> <p>PRIVATE</p> <p style="text-align: center;">SEE BACK FOR ADDITIONAL NOTES →</p> </div> </div>																																																																																				


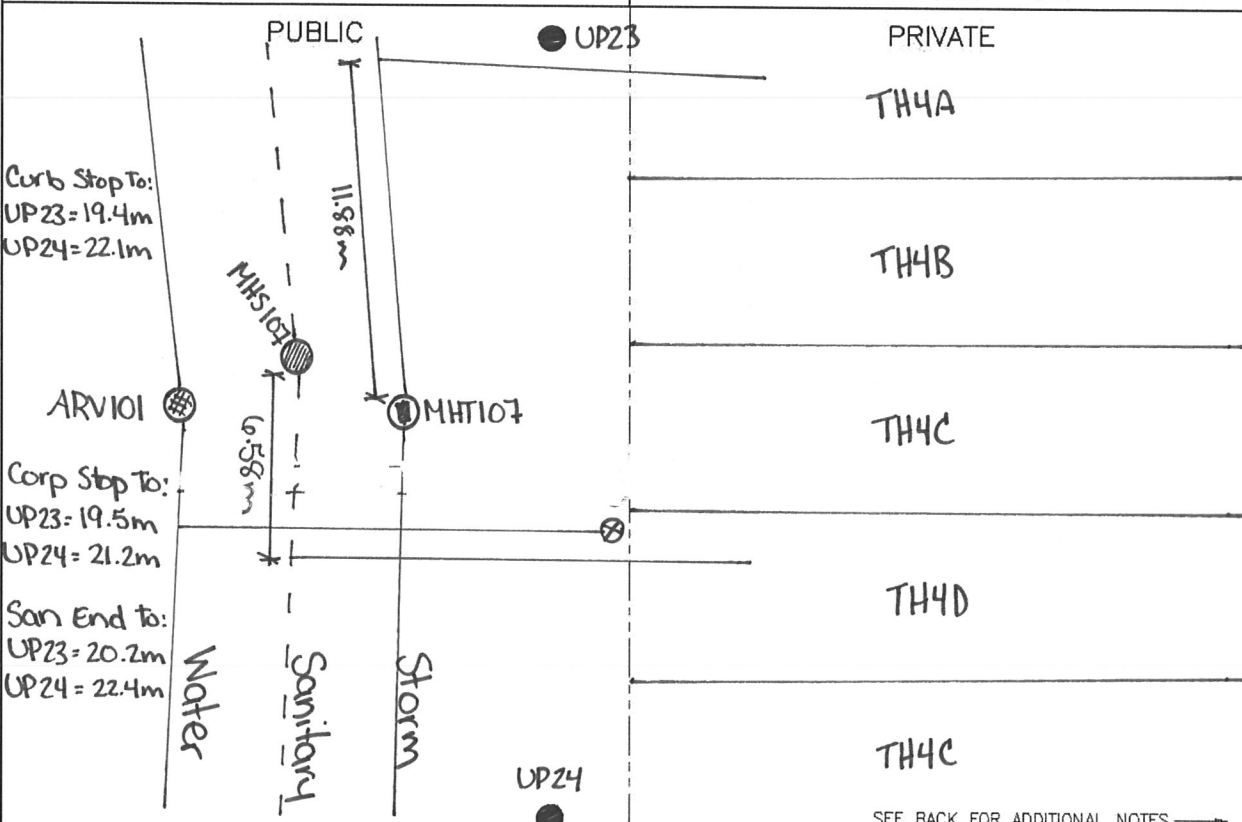
	HALIFAX WATER SERVICE LATERAL INFORMATION SHEET	Street <u>Maple Grove Avenue</u> Lot <u>TH 3D</u> Civic _____																																																																			
		SLID# _____																																																																			
PUBLIC <table border="1" style="width:100%; border-collapse: collapse; margin-top: 10px;"> <thead> <tr> <th></th> <th>Water</th> <th>Sanitary</th> <th>Storm</th> </tr> </thead> <tbody> <tr> <td>LENGTH</td> <td>8.35m</td> <td>8.67m</td> <td>-</td> </tr> <tr> <td>MATERIAL</td> <td>Polyethylene</td> <td>PVC DR28</td> <td>PVC DR35</td> </tr> <tr> <td>SIZE</td> <td>25mm</td> <td>125mm</td> <td>125mm</td> </tr> <tr> <td>COLOUR</td> <td>Blue</td> <td>White</td> <td>Green</td> </tr> <tr> <td>DEPTH @ MAIN</td> <td>1.8m</td> <td>2.9m</td> <td>-</td> </tr> <tr> <td>DEPTH @ ST. LINE</td> <td>1.7m</td> <td>2.7m</td> <td>-</td> </tr> <tr> <td>ELEV @ MAIN</td> <td>109.43</td> <td>108.3</td> <td>-</td> </tr> <tr> <td>ELEV @ ST. LINE</td> <td>109.66</td> <td>108.70</td> <td>-</td> </tr> <tr> <td>MAIN SIZE</td> <td>250mm</td> <td>250mm</td> <td>300mm</td> </tr> </tbody> </table> <p>Contractor <u>Dexter Construction</u> Inspected By <u>Trevor Carter - GENIVAR Inc.</u> Date <u>March 2011</u> Record Dwg. # <u>D09109-002 002</u></p> <p> Insulation <input checked="" type="checkbox"/> Yes <input type="checkbox"/> No Rock <input type="checkbox"/> Yes <input type="checkbox"/> No Clay Plug <input type="checkbox"/> Yes <input type="checkbox"/> No Trace Wire <input checked="" type="checkbox"/> Yes <input type="checkbox"/> No Anode <input type="checkbox"/> Yes <input checked="" type="checkbox"/> No </p>		Water	Sanitary	Storm	LENGTH	8.35m	8.67m	-	MATERIAL	Polyethylene	PVC DR28	PVC DR35	SIZE	25mm	125mm	125mm	COLOUR	Blue	White	Green	DEPTH @ MAIN	1.8m	2.9m	-	DEPTH @ ST. LINE	1.7m	2.7m	-	ELEV @ MAIN	109.43	108.3	-	ELEV @ ST. LINE	109.66	108.70	-	MAIN SIZE	250mm	250mm	300mm	PRIVATE <table border="1" style="width:100%; border-collapse: collapse; margin-top: 10px;"> <thead> <tr> <th></th> <th>Water</th> <th>Sanitary</th> <th>Storm</th> </tr> </thead> <tbody> <tr><td>LENGTH</td><td></td><td></td><td></td></tr> <tr><td>MATERIAL</td><td></td><td></td><td></td></tr> <tr><td>SIZE</td><td></td><td></td><td></td></tr> <tr><td>COLOUR</td><td></td><td></td><td></td></tr> <tr><td>DEPTH @ ST. LINE</td><td></td><td></td><td></td></tr> <tr><td>DEPTH @ BLDG</td><td></td><td></td><td></td></tr> </tbody> </table> <p>Contractor _____ Inspected By _____ Date _____</p> <p>Sanitary Type. Pressurized <input type="checkbox"/> Gravity <input type="checkbox"/> Private Lift Station Info. Lift: <input type="checkbox"/> Distance <input type="checkbox"/></p> <p> Insulation <input type="checkbox"/> Yes <input type="checkbox"/> No Rock <input type="checkbox"/> Yes <input type="checkbox"/> No Clay Plug <input type="checkbox"/> Yes <input type="checkbox"/> No Foundation Drain Connected <input type="checkbox"/> Yes <input type="checkbox"/> No Rain Leaders Connected <input type="checkbox"/> Yes <input type="checkbox"/> No Trace Wire <input type="checkbox"/> Yes <input type="checkbox"/> No Sound Check <input type="checkbox"/> Yes <input type="checkbox"/> No </p>		Water	Sanitary	Storm	LENGTH				MATERIAL				SIZE				COLOUR				DEPTH @ ST. LINE				DEPTH @ BLDG			
	Water	Sanitary	Storm																																																																		
LENGTH	8.35m	8.67m	-																																																																		
MATERIAL	Polyethylene	PVC DR28	PVC DR35																																																																		
SIZE	25mm	125mm	125mm																																																																		
COLOUR	Blue	White	Green																																																																		
DEPTH @ MAIN	1.8m	2.9m	-																																																																		
DEPTH @ ST. LINE	1.7m	2.7m	-																																																																		
ELEV @ MAIN	109.43	108.3	-																																																																		
ELEV @ ST. LINE	109.66	108.70	-																																																																		
MAIN SIZE	250mm	250mm	300mm																																																																		
	Water	Sanitary	Storm																																																																		
LENGTH																																																																					
MATERIAL																																																																					
SIZE																																																																					
COLOUR																																																																					
DEPTH @ ST. LINE																																																																					
DEPTH @ BLDG																																																																					
<p>Curb Stop To: UP22= 19.8m UP23= 18.1m</p> <p>Corp Stop To: UP22= 17.3m UP23= 18.8m</p> <p>San End To: UP22= 21.2m UP23= 17.9m</p>	PUBLIC 		PRIVATE 																																																																		
SEE BACK FOR ADDITIONAL NOTES →																																																																					

	HALIFAX WATER SERVICE LATERAL INFORMATION SHEET	Street <u>Maple Grove Avenue</u> Lot <u>TH3E</u> Civic _____																																																																															
		SID# _____																																																																															
<p>PUBLIC</p> <table border="1" style="width:100%; border-collapse: collapse;"> <thead> <tr> <th></th> <th>Water</th> <th>Sanitary</th> <th>Storm</th> </tr> </thead> <tbody> <tr> <td>LENGTH</td> <td>8.35m</td> <td>8.70m</td> <td>—</td> </tr> <tr> <td>MATERIAL</td> <td>Polyethylene</td> <td>PVC DR28</td> <td>PVC DR35</td> </tr> <tr> <td>SIZE</td> <td>25mm</td> <td>125mm</td> <td>125mm</td> </tr> <tr> <td>COLOUR</td> <td>Blue</td> <td>White</td> <td>Green</td> </tr> <tr> <td>DEPTH @ MAIN</td> <td>1.9m</td> <td>2.9m</td> <td>—</td> </tr> <tr> <td>DEPTH @ ST. LINE</td> <td>1.7m</td> <td>2.7m</td> <td>—</td> </tr> <tr> <td>ELEV @ MAIN</td> <td>109.38</td> <td>108.32</td> <td>—</td> </tr> <tr> <td>ELEV @ ST. LINE</td> <td>109.74</td> <td>108.74</td> <td>—</td> </tr> <tr> <td>MAIN SIZE</td> <td>250mm</td> <td>250mm</td> <td>300mm</td> </tr> </tbody> </table> <p>Contractor <u>Dexter Construction</u> Inspected By <u>Trevor Carter - GENIVAR Inc.</u> Date <u>March 2011</u> Record Dwg. # <u>D09109-002 002</u></p> <table style="width:100%;"> <tr> <td>Insulation <input checked="" type="checkbox"/> Yes <input type="checkbox"/> No</td> <td>Rock <input type="checkbox"/> Yes <input type="checkbox"/> No</td> <td>Clay Plug <input type="checkbox"/> Yes <input type="checkbox"/> No</td> <td>Trace Wire <input checked="" type="checkbox"/> Yes <input type="checkbox"/> No</td> <td>Anode <input type="checkbox"/> Yes <input checked="" type="checkbox"/> No</td> </tr> </table>		Water	Sanitary	Storm	LENGTH	8.35m	8.70m	—	MATERIAL	Polyethylene	PVC DR28	PVC DR35	SIZE	25mm	125mm	125mm	COLOUR	Blue	White	Green	DEPTH @ MAIN	1.9m	2.9m	—	DEPTH @ ST. LINE	1.7m	2.7m	—	ELEV @ MAIN	109.38	108.32	—	ELEV @ ST. LINE	109.74	108.74	—	MAIN SIZE	250mm	250mm	300mm	Insulation <input checked="" type="checkbox"/> Yes <input type="checkbox"/> No	Rock <input type="checkbox"/> Yes <input type="checkbox"/> No	Clay Plug <input type="checkbox"/> Yes <input type="checkbox"/> No	Trace Wire <input checked="" type="checkbox"/> Yes <input type="checkbox"/> No	Anode <input type="checkbox"/> Yes <input checked="" type="checkbox"/> No	<p>PRIVATE</p> <table border="1" style="width:100%; border-collapse: collapse;"> <thead> <tr> <th></th> <th>Water</th> <th>Sanitary</th> <th>Storm</th> </tr> </thead> <tbody> <tr><td>LENGTH</td><td></td><td></td><td></td></tr> <tr><td>MATERIAL</td><td></td><td></td><td></td></tr> <tr><td>SIZE</td><td></td><td></td><td></td></tr> <tr><td>COLOUR</td><td></td><td></td><td></td></tr> <tr><td>DEPTH @ ST. LINE</td><td></td><td></td><td></td></tr> <tr><td>DEPTH @ BLDG</td><td></td><td></td><td></td></tr> </tbody> </table> <p>Contractor _____ Inspected By _____ Date _____</p> <p>Sanitary Type: Pressurized <input type="checkbox"/> Gravity <input type="checkbox"/> Private Lift Station Info: Lift: <input type="checkbox"/> Distance <input type="checkbox"/></p> <table style="width:100%;"> <tr> <td>Insulation <input type="checkbox"/> Yes <input type="checkbox"/> No</td> <td>Rock <input type="checkbox"/> Yes <input type="checkbox"/> No</td> <td>Clay Plug <input type="checkbox"/> Yes <input type="checkbox"/> No</td> <td>Foundation Drain Connected <input type="checkbox"/> Yes <input type="checkbox"/> No</td> <td>Rain Leaders Connected <input type="checkbox"/> Yes <input type="checkbox"/> No</td> <td>Trace Wire <input type="checkbox"/> Yes <input type="checkbox"/> No</td> <td>Sound Check <input type="checkbox"/> Yes <input type="checkbox"/> No</td> </tr> </table>		Water	Sanitary	Storm	LENGTH				MATERIAL				SIZE				COLOUR				DEPTH @ ST. LINE				DEPTH @ BLDG				Insulation <input type="checkbox"/> Yes <input type="checkbox"/> No	Rock <input type="checkbox"/> Yes <input type="checkbox"/> No	Clay Plug <input type="checkbox"/> Yes <input type="checkbox"/> No	Foundation Drain Connected <input type="checkbox"/> Yes <input type="checkbox"/> No	Rain Leaders Connected <input type="checkbox"/> Yes <input type="checkbox"/> No	Trace Wire <input type="checkbox"/> Yes <input type="checkbox"/> No	Sound Check <input type="checkbox"/> Yes <input type="checkbox"/> No
	Water	Sanitary	Storm																																																																														
LENGTH	8.35m	8.70m	—																																																																														
MATERIAL	Polyethylene	PVC DR28	PVC DR35																																																																														
SIZE	25mm	125mm	125mm																																																																														
COLOUR	Blue	White	Green																																																																														
DEPTH @ MAIN	1.9m	2.9m	—																																																																														
DEPTH @ ST. LINE	1.7m	2.7m	—																																																																														
ELEV @ MAIN	109.38	108.32	—																																																																														
ELEV @ ST. LINE	109.74	108.74	—																																																																														
MAIN SIZE	250mm	250mm	300mm																																																																														
Insulation <input checked="" type="checkbox"/> Yes <input type="checkbox"/> No	Rock <input type="checkbox"/> Yes <input type="checkbox"/> No	Clay Plug <input type="checkbox"/> Yes <input type="checkbox"/> No	Trace Wire <input checked="" type="checkbox"/> Yes <input type="checkbox"/> No	Anode <input type="checkbox"/> Yes <input checked="" type="checkbox"/> No																																																																													
	Water	Sanitary	Storm																																																																														
LENGTH																																																																																	
MATERIAL																																																																																	
SIZE																																																																																	
COLOUR																																																																																	
DEPTH @ ST. LINE																																																																																	
DEPTH @ BLDG																																																																																	
Insulation <input type="checkbox"/> Yes <input type="checkbox"/> No	Rock <input type="checkbox"/> Yes <input type="checkbox"/> No	Clay Plug <input type="checkbox"/> Yes <input type="checkbox"/> No	Foundation Drain Connected <input type="checkbox"/> Yes <input type="checkbox"/> No	Rain Leaders Connected <input type="checkbox"/> Yes <input type="checkbox"/> No	Trace Wire <input type="checkbox"/> Yes <input type="checkbox"/> No	Sound Check <input type="checkbox"/> Yes <input type="checkbox"/> No																																																																											
<p>PUBLIC</p> <p>MHS116 MHT116 7.95m</p> <p>Water Sanitary Storm</p> <p>ARV MHS117 MHT117 19.58m</p> <p>UP22 UP23</p> <p>Curb Stop To: UP22 = 27.8m UP23 = 9.2m</p> <p>Corp Stop To: UP22 = 27.8m UP23 = 10.9m</p> <p>San End To: UP22 = 28.3m UP23 = 9.5m</p>		<p>PRIVATE</p> <p>TH3A TH3B TH3C TH3D TH3E</p> <p>SEE BACK FOR ADDITIONAL NOTES →</p>																																																																															


HALIFAX WATER SERVICE LATERAL INFORMATION SHEET		Street <u>Maple Grove Avenue</u> Lot <u>TH4A</u> Civic _____																																																																				
		SLID# _____																																																																				
<div style="display: flex; justify-content: space-between;"> <div style="width: 48%;"> <p>PUBLIC</p> <table border="1" style="width:100%; border-collapse: collapse; text-align: center;"> <thead> <tr> <th></th> <th>Water</th> <th>Sanitary</th> <th>Storm</th> </tr> </thead> <tbody> <tr> <td>LENGTH</td> <td>8.42m</td> <td>8.77m</td> <td>7.89m</td> </tr> <tr> <td>MATERIAL</td> <td>Polyethylene</td> <td>PVC DR28</td> <td>PVC DR35</td> </tr> <tr> <td>SIZE</td> <td>25mm</td> <td>125mm</td> <td>125mm</td> </tr> <tr> <td>COLOUR</td> <td>Blue</td> <td>White</td> <td>Green</td> </tr> <tr> <td>DEPTH @ MAIN</td> <td>1.8m</td> <td>2.8m</td> <td>2.8m</td> </tr> <tr> <td>DEPTH @ ST. LINE</td> <td>1.8m</td> <td>2.7m</td> <td>2.6m</td> </tr> <tr> <td>ELEV @ MAIN</td> <td>109.54</td> <td>108.56</td> <td>108.54</td> </tr> <tr> <td>ELEV @ ST. LINE</td> <td>109.74</td> <td>108.92</td> <td>108.86</td> </tr> <tr> <td>MAIN SIZE</td> <td>250mm</td> <td>200mm</td> <td>300mm</td> </tr> </tbody> </table> <p>Contractor <u>Dexter Construction</u> Inspected By <u>Trevor Carter - GENIVAR Inc.</u> Date <u>April 2011</u> Record Dwg. # <u>D09109-002 002</u></p> </div> <div style="width: 48%;"> <p>PRIVATE</p> <table border="1" style="width:100%; border-collapse: collapse; text-align: center;"> <thead> <tr> <th></th> <th>Water</th> <th>Sanitary</th> <th>Storm</th> </tr> </thead> <tbody> <tr><td>LENGTH</td><td></td><td></td><td></td></tr> <tr><td>MATERIAL</td><td></td><td></td><td></td></tr> <tr><td>SIZE</td><td></td><td></td><td></td></tr> <tr><td>COLOUR</td><td></td><td></td><td></td></tr> <tr><td>DEPTH @ ST. LINE</td><td></td><td></td><td></td></tr> <tr><td>DEPTH @ BLDG</td><td></td><td></td><td></td></tr> </tbody> </table> <p>Contractor _____ Inspected By _____ Date _____</p> <p>Sanitary Type: Pressurized <input type="checkbox"/> Gravity <input type="checkbox"/> Lift: <input type="checkbox"/> Distance <input type="checkbox"/></p> <p>Insulation: <input type="checkbox"/> Yes <input type="checkbox"/> No Rock: <input type="checkbox"/> Yes <input type="checkbox"/> No Clay Plug: <input type="checkbox"/> Yes <input type="checkbox"/> No Foundation Drain Connected: <input type="checkbox"/> Yes <input type="checkbox"/> No Rain Leaders Connected: <input type="checkbox"/> Yes <input type="checkbox"/> No Trace Wire: <input type="checkbox"/> Yes <input type="checkbox"/> No Sound Check: <input type="checkbox"/> Yes <input type="checkbox"/> No</p> </div> </div>				Water	Sanitary	Storm	LENGTH	8.42m	8.77m	7.89m	MATERIAL	Polyethylene	PVC DR28	PVC DR35	SIZE	25mm	125mm	125mm	COLOUR	Blue	White	Green	DEPTH @ MAIN	1.8m	2.8m	2.8m	DEPTH @ ST. LINE	1.8m	2.7m	2.6m	ELEV @ MAIN	109.54	108.56	108.54	ELEV @ ST. LINE	109.74	108.92	108.86	MAIN SIZE	250mm	200mm	300mm		Water	Sanitary	Storm	LENGTH				MATERIAL				SIZE				COLOUR				DEPTH @ ST. LINE				DEPTH @ BLDG			
	Water	Sanitary	Storm																																																																			
LENGTH	8.42m	8.77m	7.89m																																																																			
MATERIAL	Polyethylene	PVC DR28	PVC DR35																																																																			
SIZE	25mm	125mm	125mm																																																																			
COLOUR	Blue	White	Green																																																																			
DEPTH @ MAIN	1.8m	2.8m	2.8m																																																																			
DEPTH @ ST. LINE	1.8m	2.7m	2.6m																																																																			
ELEV @ MAIN	109.54	108.56	108.54																																																																			
ELEV @ ST. LINE	109.74	108.92	108.86																																																																			
MAIN SIZE	250mm	200mm	300mm																																																																			
	Water	Sanitary	Storm																																																																			
LENGTH																																																																						
MATERIAL																																																																						
SIZE																																																																						
COLOUR																																																																						
DEPTH @ ST. LINE																																																																						
DEPTH @ BLDG																																																																						
<div style="display: flex; justify-content: space-between;"> <div style="width: 48%;"> <p>Insulation <input checked="" type="checkbox"/> Yes <input type="checkbox"/> No Rock <input type="checkbox"/> Yes <input type="checkbox"/> No Clay Plug <input type="checkbox"/> Yes <input type="checkbox"/> No Trace Wire <input checked="" type="checkbox"/> Yes <input type="checkbox"/> No Anode <input type="checkbox"/> Yes <input checked="" type="checkbox"/> No</p> </div> <div style="width: 48%;"></div> </div>																																																																						
<div style="display: flex; justify-content: space-between;"> <div style="width: 48%;"> <p>PUBLIC</p> <p>Curb Stop To: UP23 = 7.2m UP24 = 34.5m</p> <p>Corp Stop To: UP23 = 7.5m UP24 = 34.0m</p> <p>San End To: UP23 = 8.1m UP24 = 35.1m</p> </div> <div style="width: 48%;"> <p>PRIVATE</p> <p>TH4A</p> <p>TH4B</p> <p>TH4C</p> <p>TH4D</p> <p>TH4E</p> <p>SEE BACK FOR ADDITIONAL NOTES →</p> </div> </div>																																																																						






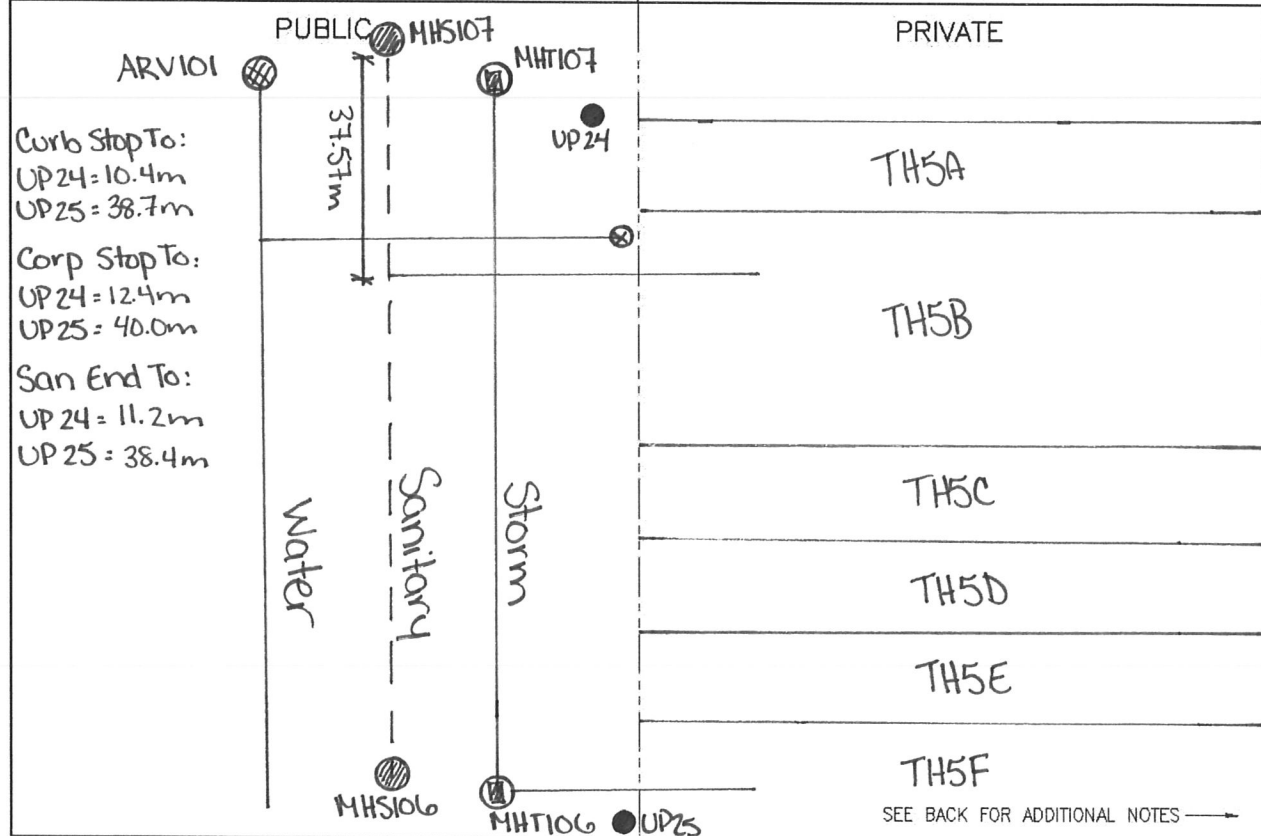
	HALIFAX WATER SERVICE LATERAL INFORMATION SHEET	Street <u>Maple Grove Avenue</u> Lot <u>TH4B</u> Civic _____																																																																																	
		SLID# _____																																																																																	
<p>PUBLIC</p> <table border="1" style="width:100%; border-collapse: collapse;"> <thead> <tr> <th></th> <th>Water</th> <th>Sanitary</th> <th>Storm</th> </tr> </thead> <tbody> <tr> <td>LENGTH</td> <td>8.11m</td> <td>8.83m</td> <td>/</td> </tr> <tr> <td>MATERIAL</td> <td>Polyethylene</td> <td>PVC DR28</td> <td>PVC DR35</td> </tr> <tr> <td>SIZE</td> <td>25mm</td> <td>125mm</td> <td>125mm</td> </tr> <tr> <td>COLOUR</td> <td>Blue</td> <td>White</td> <td>Green</td> </tr> <tr> <td>DEPTH @ MAIN</td> <td>1.9m</td> <td>2.8m</td> <td>/</td> </tr> <tr> <td>DEPTH @ ST. LINE</td> <td>1.7m</td> <td>2.6m</td> <td>/</td> </tr> <tr> <td>ELEV @ MAIN</td> <td>109.50</td> <td>108.58</td> <td>/</td> </tr> <tr> <td>ELEV @ ST. LINE</td> <td>109.80</td> <td>108.93</td> <td>/</td> </tr> <tr> <td>MAIN SIZE</td> <td>250mm</td> <td>200mm</td> <td>300mm</td> </tr> </tbody> </table> <p>Contractor <u>Dexter Construction</u> Inspected By <u>Trevor Carter - GENIVAR Inc.</u> Date <u>April 2011</u> Record Dwg. # <u>D09109-002 00Z</u></p> <table style="width:100%;"> <tr> <td>Insulation <input checked="" type="checkbox"/> Yes <input type="checkbox"/> No</td> <td>Rock <input type="checkbox"/> Yes <input type="checkbox"/> No</td> </tr> <tr> <td>Clay Plug <input type="checkbox"/> Yes <input type="checkbox"/> No</td> <td>Trace Wire <input checked="" type="checkbox"/> Yes <input type="checkbox"/> No</td> </tr> <tr> <td>Anode <input type="checkbox"/> Yes <input checked="" type="checkbox"/> No</td> <td></td> </tr> </table>		Water	Sanitary	Storm	LENGTH	8.11m	8.83m	/	MATERIAL	Polyethylene	PVC DR28	PVC DR35	SIZE	25mm	125mm	125mm	COLOUR	Blue	White	Green	DEPTH @ MAIN	1.9m	2.8m	/	DEPTH @ ST. LINE	1.7m	2.6m	/	ELEV @ MAIN	109.50	108.58	/	ELEV @ ST. LINE	109.80	108.93	/	MAIN SIZE	250mm	200mm	300mm	Insulation <input checked="" type="checkbox"/> Yes <input type="checkbox"/> No	Rock <input type="checkbox"/> Yes <input type="checkbox"/> No	Clay Plug <input type="checkbox"/> Yes <input type="checkbox"/> No	Trace Wire <input checked="" type="checkbox"/> Yes <input type="checkbox"/> No	Anode <input type="checkbox"/> Yes <input checked="" type="checkbox"/> No		<p>PRIVATE</p> <table border="1" style="width:100%; border-collapse: collapse;"> <thead> <tr> <th></th> <th>Water</th> <th>Sanitary</th> <th>Storm</th> </tr> </thead> <tbody> <tr><td>LENGTH</td><td></td><td></td><td></td></tr> <tr><td>MATERIAL</td><td></td><td></td><td></td></tr> <tr><td>SIZE</td><td></td><td></td><td></td></tr> <tr><td>COLOUR</td><td></td><td></td><td></td></tr> <tr><td>DEPTH @ ST. LINE</td><td></td><td></td><td></td></tr> <tr><td>DEPTH @ BLDG</td><td></td><td></td><td></td></tr> </tbody> </table> <p>Contractor _____ Inspected By _____ Date _____</p> <p>Sanitary Type. Pressurized <input type="checkbox"/> Gravity <input type="checkbox"/> Private Lift Station Info. Lift: <input type="checkbox"/> Distance <input type="checkbox"/></p> <table style="width:100%;"> <tr> <td>Insulation <input type="checkbox"/> Yes <input type="checkbox"/> No</td> <td>Rock <input type="checkbox"/> Yes <input type="checkbox"/> No</td> </tr> <tr> <td>Clay Plug <input type="checkbox"/> Yes <input type="checkbox"/> No</td> <td>Foundation Drain Connected <input type="checkbox"/> Yes <input type="checkbox"/> No</td> </tr> <tr> <td>Rain Leaders Connected <input type="checkbox"/> Yes <input type="checkbox"/> No</td> <td>Trace Wire <input type="checkbox"/> Yes <input type="checkbox"/> No</td> </tr> <tr> <td>Sound Check <input type="checkbox"/> Yes <input type="checkbox"/> No</td> <td></td> </tr> </table>		Water	Sanitary	Storm	LENGTH				MATERIAL				SIZE				COLOUR				DEPTH @ ST. LINE				DEPTH @ BLDG				Insulation <input type="checkbox"/> Yes <input type="checkbox"/> No	Rock <input type="checkbox"/> Yes <input type="checkbox"/> No	Clay Plug <input type="checkbox"/> Yes <input type="checkbox"/> No	Foundation Drain Connected <input type="checkbox"/> Yes <input type="checkbox"/> No	Rain Leaders Connected <input type="checkbox"/> Yes <input type="checkbox"/> No	Trace Wire <input type="checkbox"/> Yes <input type="checkbox"/> No	Sound Check <input type="checkbox"/> Yes <input type="checkbox"/> No	
	Water	Sanitary	Storm																																																																																
LENGTH	8.11m	8.83m	/																																																																																
MATERIAL	Polyethylene	PVC DR28	PVC DR35																																																																																
SIZE	25mm	125mm	125mm																																																																																
COLOUR	Blue	White	Green																																																																																
DEPTH @ MAIN	1.9m	2.8m	/																																																																																
DEPTH @ ST. LINE	1.7m	2.6m	/																																																																																
ELEV @ MAIN	109.50	108.58	/																																																																																
ELEV @ ST. LINE	109.80	108.93	/																																																																																
MAIN SIZE	250mm	200mm	300mm																																																																																
Insulation <input checked="" type="checkbox"/> Yes <input type="checkbox"/> No	Rock <input type="checkbox"/> Yes <input type="checkbox"/> No																																																																																		
Clay Plug <input type="checkbox"/> Yes <input type="checkbox"/> No	Trace Wire <input checked="" type="checkbox"/> Yes <input type="checkbox"/> No																																																																																		
Anode <input type="checkbox"/> Yes <input checked="" type="checkbox"/> No																																																																																			
	Water	Sanitary	Storm																																																																																
LENGTH																																																																																			
MATERIAL																																																																																			
SIZE																																																																																			
COLOUR																																																																																			
DEPTH @ ST. LINE																																																																																			
DEPTH @ BLDG																																																																																			
Insulation <input type="checkbox"/> Yes <input type="checkbox"/> No	Rock <input type="checkbox"/> Yes <input type="checkbox"/> No																																																																																		
Clay Plug <input type="checkbox"/> Yes <input type="checkbox"/> No	Foundation Drain Connected <input type="checkbox"/> Yes <input type="checkbox"/> No																																																																																		
Rain Leaders Connected <input type="checkbox"/> Yes <input type="checkbox"/> No	Trace Wire <input type="checkbox"/> Yes <input type="checkbox"/> No																																																																																		
Sound Check <input type="checkbox"/> Yes <input type="checkbox"/> No																																																																																			
<p>PUBLIC</p> 		<p>PRIVATE</p> <p>TH4A</p> <p>TH4B</p> <p>TH4C</p> <p>TH4D</p> <p>TH4E</p> <p style="text-align: center;">SEE BACK FOR ADDITIONAL NOTES →</p>																																																																																	

	HALIFAX WATER SERVICE LATERAL INFORMATION SHEET	Street <u>Maple Grove Avenue</u> Lot <u>TH4C</u> Civic _____																																																																			
		SID# _____																																																																			
<p>PUBLIC</p> <table border="1" style="width:100%; border-collapse: collapse;"> <thead> <tr> <th></th> <th>Water</th> <th>Sanitary</th> <th>Storm</th> </tr> </thead> <tbody> <tr> <td>LENGTH</td> <td>8.6m</td> <td>8.92m</td> <td>—</td> </tr> <tr> <td>MATERIAL</td> <td>Polyethylene</td> <td>PVC DR28</td> <td>PVC DR35</td> </tr> <tr> <td>SIZE</td> <td>25mm</td> <td>125mm</td> <td>125mm</td> </tr> <tr> <td>COLOUR</td> <td>Blue</td> <td>White</td> <td>Green</td> </tr> <tr> <td>DEPTH @ MAIN</td> <td>1.8m</td> <td>3.0m</td> <td>—</td> </tr> <tr> <td>DEPTH @ ST. LINE</td> <td>1.7m</td> <td>2.7m</td> <td>—</td> </tr> <tr> <td>ELEV @ MAIN</td> <td>109.52</td> <td>108.34</td> <td>—</td> </tr> <tr> <td>ELEV @ ST. LINE</td> <td>109.76</td> <td>108.85</td> <td>—</td> </tr> <tr> <td>MAIN SIZE</td> <td>250mm</td> <td>200mm</td> <td>300mm</td> </tr> </tbody> </table> <p>Contractor <u>Dexter Construction</u> Inspected By <u>Trevor Carter - GENIVAR Inc.</u> Date <u>April 2011</u> Record Dwg. # <u>D09109-002 002</u></p> <p> <input checked="" type="checkbox"/> Insulation Yes <input type="checkbox"/> No <input type="checkbox"/> Rock Yes <input type="checkbox"/> No <input type="checkbox"/> Clay Plug Yes <input type="checkbox"/> No <input checked="" type="checkbox"/> Trace Wire Yes <input type="checkbox"/> No <input type="checkbox"/> Anode Yes <input checked="" type="checkbox"/> No </p>		Water	Sanitary	Storm	LENGTH	8.6m	8.92m	—	MATERIAL	Polyethylene	PVC DR28	PVC DR35	SIZE	25mm	125mm	125mm	COLOUR	Blue	White	Green	DEPTH @ MAIN	1.8m	3.0m	—	DEPTH @ ST. LINE	1.7m	2.7m	—	ELEV @ MAIN	109.52	108.34	—	ELEV @ ST. LINE	109.76	108.85	—	MAIN SIZE	250mm	200mm	300mm	<p>PRIVATE</p> <table border="1" style="width:100%; border-collapse: collapse;"> <thead> <tr> <th></th> <th>Water</th> <th>Sanitary</th> <th>Storm</th> </tr> </thead> <tbody> <tr> <td>LENGTH</td> <td></td> <td></td> <td></td> </tr> <tr> <td>MATERIAL</td> <td></td> <td></td> <td></td> </tr> <tr> <td>SIZE</td> <td></td> <td></td> <td></td> </tr> <tr> <td>COLOUR</td> <td></td> <td></td> <td></td> </tr> <tr> <td>DEPTH @ ST. LINE</td> <td></td> <td></td> <td></td> </tr> <tr> <td>DEPTH @ BLDG</td> <td></td> <td></td> <td></td> </tr> </tbody> </table> <p>Contractor _____ Inspected By _____ Date _____</p> <p>Sanitary Type: Pressurized <input type="checkbox"/> <input type="checkbox"/> Gravity Private Lift: Lift: <input type="checkbox"/> <input type="checkbox"/> Distance</p> <p> Insulation: <input type="checkbox"/> Yes <input type="checkbox"/> No Rock: <input type="checkbox"/> Yes <input type="checkbox"/> No Clay Plug: <input type="checkbox"/> Yes <input type="checkbox"/> No Foundation Drain Connected: <input type="checkbox"/> Yes <input type="checkbox"/> No Rain Leaders Connected: <input type="checkbox"/> Yes <input type="checkbox"/> No Trace Wire: <input type="checkbox"/> Yes <input type="checkbox"/> No Sound Check: <input type="checkbox"/> Yes <input type="checkbox"/> No </p>		Water	Sanitary	Storm	LENGTH				MATERIAL				SIZE				COLOUR				DEPTH @ ST. LINE				DEPTH @ BLDG			
	Water	Sanitary	Storm																																																																		
LENGTH	8.6m	8.92m	—																																																																		
MATERIAL	Polyethylene	PVC DR28	PVC DR35																																																																		
SIZE	25mm	125mm	125mm																																																																		
COLOUR	Blue	White	Green																																																																		
DEPTH @ MAIN	1.8m	3.0m	—																																																																		
DEPTH @ ST. LINE	1.7m	2.7m	—																																																																		
ELEV @ MAIN	109.52	108.34	—																																																																		
ELEV @ ST. LINE	109.76	108.85	—																																																																		
MAIN SIZE	250mm	200mm	300mm																																																																		
	Water	Sanitary	Storm																																																																		
LENGTH																																																																					
MATERIAL																																																																					
SIZE																																																																					
COLOUR																																																																					
DEPTH @ ST. LINE																																																																					
DEPTH @ BLDG																																																																					
<p> Curb Stop To: UP23 = 18.9m UP24 = 22.6m Corp Stop To: UP23 = 19.0m UP24 = 21.7m San End To: UP23 = 19.0m UP24 = 23.5m </p>																																																																					
 <p> PUBLIC ● UP23 PRIVATE TH4A TH4B TH4C TH4D TH4E SEE BACK FOR ADDITIONAL NOTES → </p>																																																																					


	HALIFAX WATER SERVICE LATERAL INFORMATION SHEET	Street <u>Maple Grove Avenue</u> Lot <u>TH4D</u> Civic _____																																																																				
		SLID# _____																																																																				
<p style="text-align: center;">PUBLIC</p> <table border="1" style="width:100%; border-collapse: collapse;"> <thead> <tr> <th></th> <th>Water</th> <th>Sanitary</th> <th>Storm</th> </tr> </thead> <tbody> <tr> <td>LENGTH</td> <td>8.74m</td> <td>9.24m</td> <td>/</td> </tr> <tr> <td>MATERIAL</td> <td>Polyethylene</td> <td>PVC DR28</td> <td>PVC DR35</td> </tr> <tr> <td>SIZE</td> <td>25mm</td> <td>125mm</td> <td>125mm</td> </tr> <tr> <td>COLOUR</td> <td>Blue</td> <td>White</td> <td>Green</td> </tr> <tr> <td>DEPTH @ MAIN</td> <td>1.8m</td> <td>3.1m</td> <td>/</td> </tr> <tr> <td>DEPTH @ ST. LINE</td> <td>1.7m</td> <td>2.7m</td> <td>/</td> </tr> <tr> <td>ELEV @ MAIN</td> <td>109.52</td> <td>108.27</td> <td>/</td> </tr> <tr> <td>ELEV @ ST. LINE</td> <td>109.76</td> <td>108.87</td> <td>/</td> </tr> <tr> <td>MAIN SIZE</td> <td>250mm</td> <td>200mm</td> <td>300mm</td> </tr> </tbody> </table>			Water	Sanitary	Storm	LENGTH	8.74m	9.24m	/	MATERIAL	Polyethylene	PVC DR28	PVC DR35	SIZE	25mm	125mm	125mm	COLOUR	Blue	White	Green	DEPTH @ MAIN	1.8m	3.1m	/	DEPTH @ ST. LINE	1.7m	2.7m	/	ELEV @ MAIN	109.52	108.27	/	ELEV @ ST. LINE	109.76	108.87	/	MAIN SIZE	250mm	200mm	300mm	<p style="text-align: center;">PRIVATE</p> <table border="1" style="width:100%; border-collapse: collapse;"> <thead> <tr> <th></th> <th>Water</th> <th>Sanitary</th> <th>Storm</th> </tr> </thead> <tbody> <tr> <td>LENGTH</td> <td></td> <td></td> <td></td> </tr> <tr> <td>MATERIAL</td> <td></td> <td></td> <td></td> </tr> <tr> <td>SIZE</td> <td></td> <td></td> <td></td> </tr> <tr> <td>COLOUR</td> <td></td> <td></td> <td></td> </tr> <tr> <td>DEPTH @ ST. LINE</td> <td></td> <td></td> <td></td> </tr> <tr> <td>DEPTH @ BLDG</td> <td></td> <td></td> <td></td> </tr> </tbody> </table>		Water	Sanitary	Storm	LENGTH				MATERIAL				SIZE				COLOUR				DEPTH @ ST. LINE				DEPTH @ BLDG			
	Water	Sanitary	Storm																																																																			
LENGTH	8.74m	9.24m	/																																																																			
MATERIAL	Polyethylene	PVC DR28	PVC DR35																																																																			
SIZE	25mm	125mm	125mm																																																																			
COLOUR	Blue	White	Green																																																																			
DEPTH @ MAIN	1.8m	3.1m	/																																																																			
DEPTH @ ST. LINE	1.7m	2.7m	/																																																																			
ELEV @ MAIN	109.52	108.27	/																																																																			
ELEV @ ST. LINE	109.76	108.87	/																																																																			
MAIN SIZE	250mm	200mm	300mm																																																																			
	Water	Sanitary	Storm																																																																			
LENGTH																																																																						
MATERIAL																																																																						
SIZE																																																																						
COLOUR																																																																						
DEPTH @ ST. LINE																																																																						
DEPTH @ BLDG																																																																						
Contractor <u>Dexter Construction</u> Inspected By <u>Trevor Carter - GENIVAR Inc.</u> Date <u>April 2011</u> Record Dwg. # <u>D09109-002 002</u>		Contractor _____ Inspected By _____ Date _____																																																																				
Insulation <input checked="" type="checkbox"/> Yes <input type="checkbox"/> No Rock <input type="checkbox"/> Yes <input type="checkbox"/> No Clay Plug <input type="checkbox"/> Yes <input type="checkbox"/> No Trace Wire <input checked="" type="checkbox"/> Yes <input type="checkbox"/> No Anode <input type="checkbox"/> Yes <input checked="" type="checkbox"/> No		Sanitary Type: Pressurized <input type="checkbox"/> Gravity <input type="checkbox"/> Private Lift Station Info: Lift: <input type="checkbox"/> Distance <input type="checkbox"/> Insulation <input type="checkbox"/> Yes <input type="checkbox"/> No Rock <input type="checkbox"/> Yes <input type="checkbox"/> No Clay Plug <input type="checkbox"/> Yes <input type="checkbox"/> No Foundation Drain Connected <input type="checkbox"/> Yes <input type="checkbox"/> No Rain Leaders Connected <input type="checkbox"/> Yes <input type="checkbox"/> No Trace Wire <input type="checkbox"/> Yes <input type="checkbox"/> No Sound Check <input type="checkbox"/> Yes <input type="checkbox"/> No																																																																				
<div style="display: flex; justify-content: space-between;"> <div style="width: 45%;"> <p>Curb Stop to: UP23 = 19.4m UP24 = 22.1m</p> <p>Corp Stop to: UP23 = 19.5m UP24 = 21.2m</p> <p>San End to: UP23 = 20.2m UP24 = 22.4m</p> </div> <div style="width: 50%; border-left: 1px dashed black; padding-left: 10px;"> <p style="text-align: center;">PRIVATE</p> <p style="text-align: center;">TH4A</p> <hr/> <p style="text-align: center;">TH4B</p> <hr/> <p style="text-align: center;">TH4C</p> <hr/> <p style="text-align: center;">TH4D</p> <hr/> <p style="text-align: center;">TH4C</p> </div> </div>  <p style="text-align: right;">SEE BACK FOR ADDITIONAL NOTES →</p>																																																																						


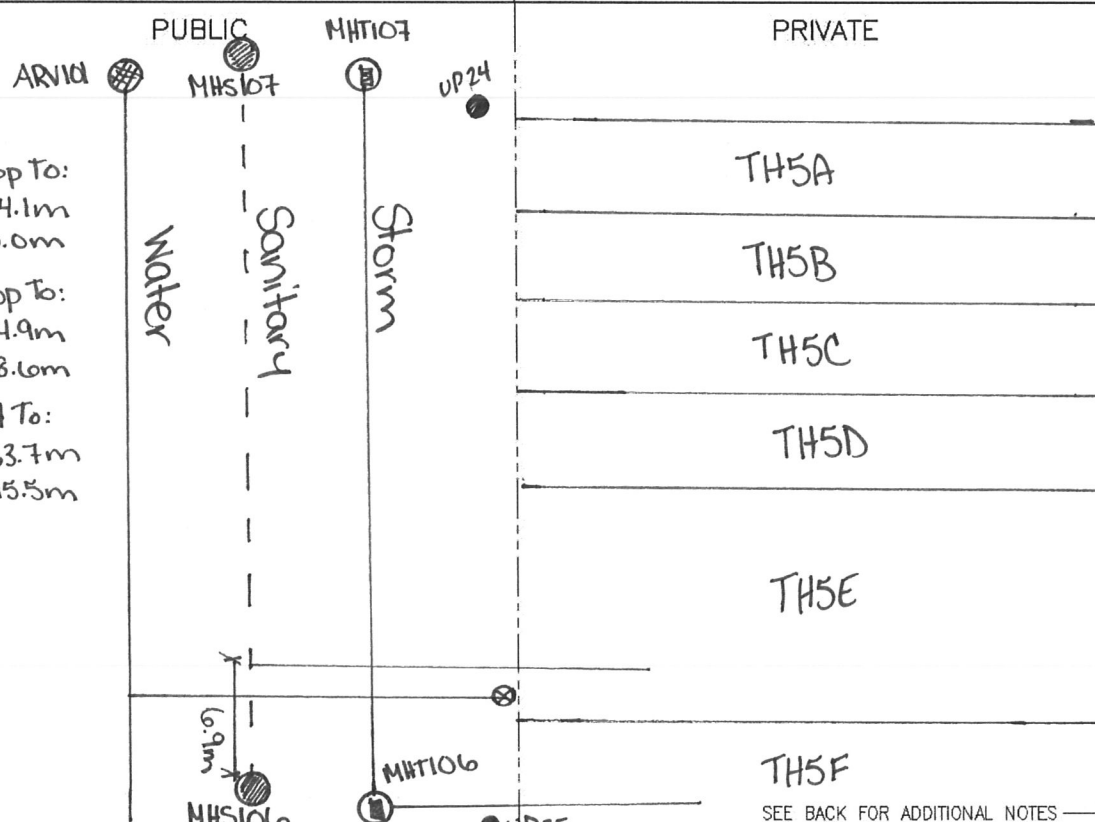
HALIFAX WATER SERVICE LATERAL INFORMATION SHEET		Street <u>Maple Grove Avenue</u> Lot <u>TH4E</u> Civic _____																																																																			
		SID# _____																																																																			
<p style="text-align: center;">PUBLIC</p> <table border="1" style="width: 100%; border-collapse: collapse;"> <thead> <tr> <th></th> <th style="text-align: center;">Water</th> <th style="text-align: center;">Sanitary</th> <th style="text-align: center;">Storm</th> </tr> </thead> <tbody> <tr> <td>LENGTH</td> <td style="text-align: center;">9.83m</td> <td style="text-align: center;">10.5m</td> <td style="text-align: center;">-</td> </tr> <tr> <td>MATERIAL</td> <td style="text-align: center;">Polyethylene</td> <td style="text-align: center;">PVC DR28</td> <td style="text-align: center;">PVC DR35</td> </tr> <tr> <td>SIZE</td> <td style="text-align: center;">25mm</td> <td style="text-align: center;">125mm</td> <td style="text-align: center;">125mm</td> </tr> <tr> <td>COLOUR</td> <td style="text-align: center;">Blue</td> <td style="text-align: center;">White</td> <td style="text-align: center;">Green</td> </tr> <tr> <td>DEPTH @ MAIN</td> <td style="text-align: center;">1.8m</td> <td style="text-align: center;">3.5m</td> <td style="text-align: center;">-</td> </tr> <tr> <td>DEPTH @ ST. LINE</td> <td style="text-align: center;">1.7m</td> <td style="text-align: center;">2.5m</td> <td style="text-align: center;">-</td> </tr> <tr> <td>ELEV @ MAIN</td> <td style="text-align: center;">109.32</td> <td style="text-align: center;">107.69</td> <td style="text-align: center;">-</td> </tr> <tr> <td>ELEV @ ST. LINE</td> <td style="text-align: center;">109.58</td> <td style="text-align: center;">108.76</td> <td style="text-align: center;">-</td> </tr> <tr> <td>MAIN SIZE</td> <td style="text-align: center;">250mm</td> <td style="text-align: center;">200mm</td> <td style="text-align: center;">300mm</td> </tr> </tbody> </table> <p>Contractor <u>Dexter Construction</u> Inspected By <u>Trevor Carter - GENIVAR Inc.</u> Date <u>Apr. 12 2011</u> Record Dwg. # <u>009109-002 002</u></p> <p>Insulation Rock <input checked="" type="checkbox"/> Yes <input type="checkbox"/> No Clay Plug <input type="checkbox"/> Yes <input type="checkbox"/> No Trace Wire <input checked="" type="checkbox"/> Yes <input type="checkbox"/> No Anode <input type="checkbox"/> Yes <input checked="" type="checkbox"/> No</p>		Water	Sanitary	Storm	LENGTH	9.83m	10.5m	-	MATERIAL	Polyethylene	PVC DR28	PVC DR35	SIZE	25mm	125mm	125mm	COLOUR	Blue	White	Green	DEPTH @ MAIN	1.8m	3.5m	-	DEPTH @ ST. LINE	1.7m	2.5m	-	ELEV @ MAIN	109.32	107.69	-	ELEV @ ST. LINE	109.58	108.76	-	MAIN SIZE	250mm	200mm	300mm	<p style="text-align: center;">PRIVATE</p> <table border="1" style="width: 100%; border-collapse: collapse;"> <thead> <tr> <th></th> <th style="text-align: center;">Water</th> <th style="text-align: center;">Sanitary</th> <th style="text-align: center;">Storm</th> </tr> </thead> <tbody> <tr><td>LENGTH</td><td></td><td></td><td></td></tr> <tr><td>MATERIAL</td><td></td><td></td><td></td></tr> <tr><td>SIZE</td><td></td><td></td><td></td></tr> <tr><td>COLOUR</td><td></td><td></td><td></td></tr> <tr><td>DEPTH @ ST. LINE</td><td></td><td></td><td></td></tr> <tr><td>DEPTH @ BLDG</td><td></td><td></td><td></td></tr> </tbody> </table> <p>Contractor _____ Inspected By _____ Date _____</p> <p>Sanitary Type. Pressurized <input type="checkbox"/> Gravity <input type="checkbox"/> Private Lift Station Info. Lift: <input type="checkbox"/> Distance <input type="checkbox"/></p> <p>Insulation Rock <input type="checkbox"/> Yes <input type="checkbox"/> No Clay Plug <input type="checkbox"/> Yes <input type="checkbox"/> No Foundation Drain Connected <input type="checkbox"/> Yes <input type="checkbox"/> No Rain Leaders Connected <input type="checkbox"/> Yes <input type="checkbox"/> No Trace Wire <input type="checkbox"/> Yes <input type="checkbox"/> No Sound Check <input type="checkbox"/> Yes <input type="checkbox"/> No</p>		Water	Sanitary	Storm	LENGTH				MATERIAL				SIZE				COLOUR				DEPTH @ ST. LINE				DEPTH @ BLDG			
	Water	Sanitary	Storm																																																																		
LENGTH	9.83m	10.5m	-																																																																		
MATERIAL	Polyethylene	PVC DR28	PVC DR35																																																																		
SIZE	25mm	125mm	125mm																																																																		
COLOUR	Blue	White	Green																																																																		
DEPTH @ MAIN	1.8m	3.5m	-																																																																		
DEPTH @ ST. LINE	1.7m	2.5m	-																																																																		
ELEV @ MAIN	109.32	107.69	-																																																																		
ELEV @ ST. LINE	109.58	108.76	-																																																																		
MAIN SIZE	250mm	200mm	300mm																																																																		
	Water	Sanitary	Storm																																																																		
LENGTH																																																																					
MATERIAL																																																																					
SIZE																																																																					
COLOUR																																																																					
DEPTH @ ST. LINE																																																																					
DEPTH @ BLDG																																																																					
<div style="display: flex; justify-content: space-between;"> <div style="width: 45%;"> <p>Water</p> <p>Curb Stop To: UP23= 30.6m UP24= 10.9m</p> <p>Corp Stop To: UP23= 30.7m UP24= 11.1m</p> <p>San End To: UP23= 30.7m UP24= 12.1m</p> </div> <div style="width: 50%; border-left: 1px dashed black; padding-left: 10px;"> <p style="text-align: center;">PUBLIC</p> <p style="text-align: center;">● UP23</p> <p style="text-align: center;">11.88m</p> <p style="text-align: center;">● MHT107</p> <p style="text-align: center;">17.83m</p> <p style="text-align: center;">● UP24</p> </div> <div style="width: 45%; border-left: 1px dashed black; padding-left: 10px;"> <p style="text-align: center;">PRIVATE</p> <p style="text-align: center;">TH4A</p> <p style="text-align: center;">TH4B</p> <p style="text-align: center;">TH4C</p> <p style="text-align: center;">TH4D</p> <p style="text-align: center;">TH4E</p> <p style="text-align: right;">SEE BACK FOR ADDITIONAL NOTES →</p> </div> </div>																																																																					


	HALIFAX WATER SERVICE LATERAL INFORMATION SHEET	Street <u>Maple Grove Avenue</u> Lot <u>TH5A</u> Civic _____																																																																			
		SLID# _____																																																																			
<p>PUBLIC</p> <table border="1" style="width:100%; border-collapse: collapse;"> <thead> <tr> <th></th> <th>Water</th> <th>Sanitary</th> <th>Storm</th> </tr> </thead> <tbody> <tr> <td>LENGTH</td> <td>8.71m</td> <td>9.92m</td> <td>/</td> </tr> <tr> <td>MATERIAL</td> <td>Polyethylene</td> <td>PVC DR28</td> <td>PVC DR35</td> </tr> <tr> <td>SIZE</td> <td>25mm</td> <td>125mm</td> <td>125mm</td> </tr> <tr> <td>COLOUR</td> <td>Blue</td> <td>White</td> <td>Green</td> </tr> <tr> <td>DEPTH @ MAIN</td> <td>1.7m</td> <td>3.6m</td> <td>/</td> </tr> <tr> <td>DEPTH @ ST. LINE</td> <td>1.7m</td> <td>2.5m</td> <td>/</td> </tr> <tr> <td>ELEV @ MAIN</td> <td>108.68</td> <td>106.78</td> <td>/</td> </tr> <tr> <td>ELEV @ ST. LINE</td> <td>108.89</td> <td>108.13</td> <td>/</td> </tr> <tr> <td>MAIN SIZE</td> <td>250 mm</td> <td>200 mm</td> <td>300 mm</td> </tr> </tbody> </table> <p>Contractor <u>Dexter Construction</u> Inspected By <u>Trevor Carter - GENIVAR Inc.</u> Date <u>April 2011</u> Record Dwg. # <u>DC9109-002 002</u></p> <p> <input checked="" type="checkbox"/> Insulation Yes <input type="checkbox"/> No <input type="checkbox"/> Rock Yes <input type="checkbox"/> No <input type="checkbox"/> Clay Plug Yes <input type="checkbox"/> No <input checked="" type="checkbox"/> Trace Wire Yes <input type="checkbox"/> No <input type="checkbox"/> Anode Yes <input checked="" type="checkbox"/> No </p>		Water	Sanitary	Storm	LENGTH	8.71m	9.92m	/	MATERIAL	Polyethylene	PVC DR28	PVC DR35	SIZE	25mm	125mm	125mm	COLOUR	Blue	White	Green	DEPTH @ MAIN	1.7m	3.6m	/	DEPTH @ ST. LINE	1.7m	2.5m	/	ELEV @ MAIN	108.68	106.78	/	ELEV @ ST. LINE	108.89	108.13	/	MAIN SIZE	250 mm	200 mm	300 mm	<p>PRIVATE</p> <table border="1" style="width:100%; border-collapse: collapse;"> <thead> <tr> <th></th> <th>Water</th> <th>Sanitary</th> <th>Storm</th> </tr> </thead> <tbody> <tr><td>LENGTH</td><td></td><td></td><td></td></tr> <tr><td>MATERIAL</td><td></td><td></td><td></td></tr> <tr><td>SIZE</td><td></td><td></td><td></td></tr> <tr><td>COLOUR</td><td></td><td></td><td></td></tr> <tr><td>DEPTH @ ST. LINE</td><td></td><td></td><td></td></tr> <tr><td>DEPTH @ BLDG</td><td></td><td></td><td></td></tr> </tbody> </table> <p>Contractor _____ Inspected By _____ Date _____</p> <p>Sanitary Type Pressurized <input type="checkbox"/> <input type="checkbox"/> Gravity Private Lift Lift: <input type="checkbox"/> <input type="checkbox"/> Distance Station Info.</p> <p> Insulation <input type="checkbox"/> Yes <input type="checkbox"/> No Rock <input type="checkbox"/> Yes <input type="checkbox"/> No Clay Plug <input type="checkbox"/> Yes <input type="checkbox"/> No Foundation Drain Connected <input type="checkbox"/> Yes <input type="checkbox"/> No Rain Leaders Connected <input type="checkbox"/> Yes <input type="checkbox"/> No Trace Wire <input type="checkbox"/> Yes <input type="checkbox"/> No Sound Check <input type="checkbox"/> Yes <input type="checkbox"/> No </p>		Water	Sanitary	Storm	LENGTH				MATERIAL				SIZE				COLOUR				DEPTH @ ST. LINE				DEPTH @ BLDG			
	Water	Sanitary	Storm																																																																		
LENGTH	8.71m	9.92m	/																																																																		
MATERIAL	Polyethylene	PVC DR28	PVC DR35																																																																		
SIZE	25mm	125mm	125mm																																																																		
COLOUR	Blue	White	Green																																																																		
DEPTH @ MAIN	1.7m	3.6m	/																																																																		
DEPTH @ ST. LINE	1.7m	2.5m	/																																																																		
ELEV @ MAIN	108.68	106.78	/																																																																		
ELEV @ ST. LINE	108.89	108.13	/																																																																		
MAIN SIZE	250 mm	200 mm	300 mm																																																																		
	Water	Sanitary	Storm																																																																		
LENGTH																																																																					
MATERIAL																																																																					
SIZE																																																																					
COLOUR																																																																					
DEPTH @ ST. LINE																																																																					
DEPTH @ BLDG																																																																					
<p>ARV101 PUBLIC MHT107</p> <p>Curb Stop To: UP24 = 9.6m UP25 = 39.5m</p> <p>Corp Stop To: UP24 = 11.7m UP25 = 40.8m</p> <p>San End To: UP24 = 9.9m UP25 = 39.9m</p> <p style="text-align: center;">36.09m</p> <p style="text-align: center;">Water Sanitary Storm</p> <p style="text-align: center;">MHS106 MHT106 UP25</p>	<p style="text-align: center;">PRIVATE</p> <p style="text-align: center;">TH5A</p> <p style="text-align: center;">TH5B</p> <p style="text-align: center;">TH5C</p> <p style="text-align: center;">TH5D</p> <p style="text-align: center;">TH5E</p> <p style="text-align: center;">TH5F</p> <p style="text-align: right;">SEE BACK FOR ADDITIONAL NOTES →</p>																																																																				

	HALIFAX WATER SERVICE LATERAL INFORMATION SHEET	Street <u>Maple Grove Avenue</u> Lot <u>TH5B</u> Civic _____																																																																			
		SLID# _____																																																																			
PUBLIC <table border="1" style="width:100%; border-collapse: collapse; margin-top: 10px;"> <thead> <tr> <th></th> <th>Water</th> <th>Sanitary</th> <th>Storm</th> </tr> </thead> <tbody> <tr> <td>LENGTH</td> <td>8.73m</td> <td>9.48m</td> <td>—</td> </tr> <tr> <td>MATERIAL</td> <td>Polyethylene</td> <td>PVC DR28</td> <td>PVC DR35</td> </tr> <tr> <td>SIZE</td> <td>25mm</td> <td>125mm</td> <td>125mm</td> </tr> <tr> <td>COLOUR</td> <td>Blue</td> <td>White</td> <td>Green</td> </tr> <tr> <td>DEPTH @ MAIN</td> <td>1.7m</td> <td>3.7m</td> <td>—</td> </tr> <tr> <td>DEPTH @ ST. LINE</td> <td>1.7m</td> <td>2.6m</td> <td>—</td> </tr> <tr> <td>ELEV @ MAIN</td> <td>108.63</td> <td>106.68</td> <td>—</td> </tr> <tr> <td>ELEV @ ST. LINE</td> <td>108.88</td> <td>107.94</td> <td>—</td> </tr> <tr> <td>MAIN SIZE</td> <td>250mm</td> <td>200mm</td> <td>300mm</td> </tr> </tbody> </table> <p>Contractor <u>Dexter Construction</u> Inspected By <u>Trevor Carter - GENIVAR Inc.</u> Date <u>April 2011</u> Record Dwg. # <u>D09109-002 002</u></p> <p> Insulation <input checked="" type="checkbox"/> Yes <input type="checkbox"/> No Rock <input type="checkbox"/> Yes <input type="checkbox"/> No Clay Plug <input type="checkbox"/> Yes <input type="checkbox"/> No Trace Wire <input checked="" type="checkbox"/> Yes <input type="checkbox"/> No Anode <input type="checkbox"/> Yes <input checked="" type="checkbox"/> No </p>		Water	Sanitary	Storm	LENGTH	8.73m	9.48m	—	MATERIAL	Polyethylene	PVC DR28	PVC DR35	SIZE	25mm	125mm	125mm	COLOUR	Blue	White	Green	DEPTH @ MAIN	1.7m	3.7m	—	DEPTH @ ST. LINE	1.7m	2.6m	—	ELEV @ MAIN	108.63	106.68	—	ELEV @ ST. LINE	108.88	107.94	—	MAIN SIZE	250mm	200mm	300mm	PRIVATE <table border="1" style="width:100%; border-collapse: collapse; margin-top: 10px;"> <thead> <tr> <th></th> <th>Water</th> <th>Sanitary</th> <th>Storm</th> </tr> </thead> <tbody> <tr> <td>LENGTH</td> <td></td> <td></td> <td></td> </tr> <tr> <td>MATERIAL</td> <td></td> <td></td> <td></td> </tr> <tr> <td>SIZE</td> <td></td> <td></td> <td></td> </tr> <tr> <td>COLOUR</td> <td></td> <td></td> <td></td> </tr> <tr> <td>DEPTH @ ST. LINE</td> <td></td> <td></td> <td></td> </tr> <tr> <td>DEPTH @ BLDG</td> <td></td> <td></td> <td></td> </tr> </tbody> </table> <p>Contractor _____ Inspected By _____ Date _____</p> <p>Sanitary Type: Pressurized <input type="checkbox"/> Gravity <input type="checkbox"/> Private Lift Station Info: Lift: <input type="checkbox"/> Distance <input type="checkbox"/></p> <p> Insulation <input type="checkbox"/> Yes <input type="checkbox"/> No Rock <input type="checkbox"/> Yes <input type="checkbox"/> No Clay Plug <input type="checkbox"/> Yes <input type="checkbox"/> No Foundation Drain Connected <input type="checkbox"/> Yes <input type="checkbox"/> No Rain Leaders Connected <input type="checkbox"/> Yes <input type="checkbox"/> No Trace Wire <input type="checkbox"/> Yes <input type="checkbox"/> No Sound Check <input type="checkbox"/> Yes <input type="checkbox"/> No </p>		Water	Sanitary	Storm	LENGTH				MATERIAL				SIZE				COLOUR				DEPTH @ ST. LINE				DEPTH @ BLDG			
	Water	Sanitary	Storm																																																																		
LENGTH	8.73m	9.48m	—																																																																		
MATERIAL	Polyethylene	PVC DR28	PVC DR35																																																																		
SIZE	25mm	125mm	125mm																																																																		
COLOUR	Blue	White	Green																																																																		
DEPTH @ MAIN	1.7m	3.7m	—																																																																		
DEPTH @ ST. LINE	1.7m	2.6m	—																																																																		
ELEV @ MAIN	108.63	106.68	—																																																																		
ELEV @ ST. LINE	108.88	107.94	—																																																																		
MAIN SIZE	250mm	200mm	300mm																																																																		
	Water	Sanitary	Storm																																																																		
LENGTH																																																																					
MATERIAL																																																																					
SIZE																																																																					
COLOUR																																																																					
DEPTH @ ST. LINE																																																																					
DEPTH @ BLDG																																																																					
<p> ARV101  PUBLIC MHS107  MHT107  UP24  Curb Stop To: UP24 = 10.4m UP25 = 38.7m Corp Stop To: UP24 = 12.4m UP25 = 40.0m San End To: UP24 = 11.2m UP25 = 38.4m </p> 		<p style="text-align: center;">PRIVATE</p> <p style="text-align: center;">TH5A</p> <p style="text-align: center;">TH5B</p> <p style="text-align: center;">TH5C</p> <p style="text-align: center;">TH5D</p> <p style="text-align: center;">TH5E</p> <p style="text-align: center;">TH5F</p> <p style="text-align: right;">SEE BACK FOR ADDITIONAL NOTES →</p>																																																																			


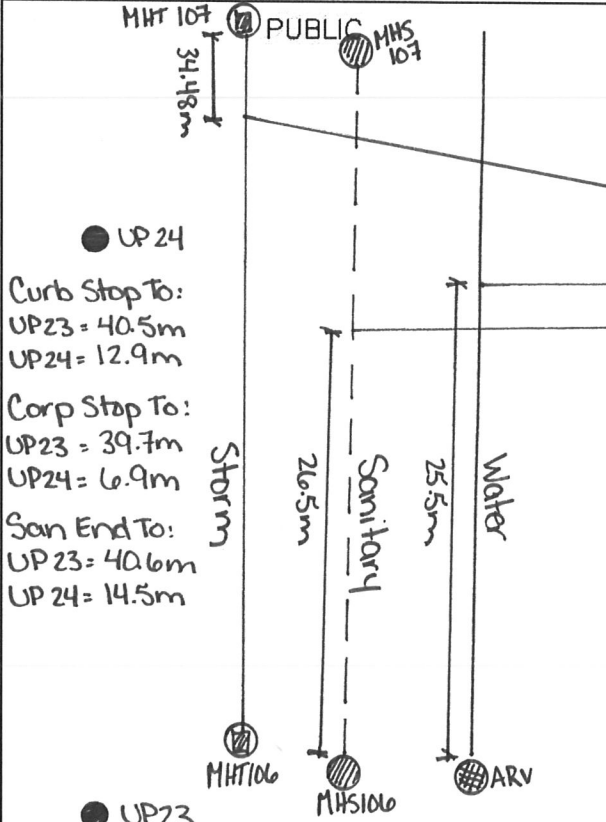
HALIFAX WATER SERVICE LATERAL INFORMATION SHEET		Street <u>Maple Grove Avenue</u> Lot <u>TH5C</u> Civic _____																																																																				
		SID# _____																																																																				
PUBLIC <table border="1" style="width:100%; border-collapse: collapse; margin-top: 10px;"> <thead> <tr> <th></th> <th>Water</th> <th>Sanitary</th> <th>Storm</th> </tr> </thead> <tbody> <tr> <td>LENGTH</td> <td>8.44m</td> <td>9.28m</td> <td>/</td> </tr> <tr> <td>MATERIAL</td> <td>Polyethylene</td> <td>PVC DR28</td> <td>PVC DR35</td> </tr> <tr> <td>SIZE</td> <td>25mm</td> <td>125mm</td> <td>125mm</td> </tr> <tr> <td>COLOUR</td> <td>Blue</td> <td>White</td> <td>Green</td> </tr> <tr> <td>DEPTH @ MAIN</td> <td>1.7m</td> <td>3.5m</td> <td>/</td> </tr> <tr> <td>DEPTH @ ST. LINE</td> <td>1.6m</td> <td>2.7m</td> <td>/</td> </tr> <tr> <td>ELEV @ MAIN</td> <td>107.91</td> <td>106.12</td> <td>/</td> </tr> <tr> <td>ELEV @ ST. LINE</td> <td>108.12</td> <td>107.18</td> <td>/</td> </tr> <tr> <td>MAIN SIZE</td> <td>250mm</td> <td>200mm</td> <td>300mm</td> </tr> </tbody> </table>			Water	Sanitary	Storm	LENGTH	8.44m	9.28m	/	MATERIAL	Polyethylene	PVC DR28	PVC DR35	SIZE	25mm	125mm	125mm	COLOUR	Blue	White	Green	DEPTH @ MAIN	1.7m	3.5m	/	DEPTH @ ST. LINE	1.6m	2.7m	/	ELEV @ MAIN	107.91	106.12	/	ELEV @ ST. LINE	108.12	107.18	/	MAIN SIZE	250mm	200mm	300mm	PRIVATE <table border="1" style="width:100%; border-collapse: collapse; margin-top: 10px;"> <thead> <tr> <th></th> <th>Water</th> <th>Sanitary</th> <th>Storm</th> </tr> </thead> <tbody> <tr><td>LENGTH</td><td></td><td></td><td></td></tr> <tr><td>MATERIAL</td><td></td><td></td><td></td></tr> <tr><td>SIZE</td><td></td><td></td><td></td></tr> <tr><td>COLOUR</td><td></td><td></td><td></td></tr> <tr><td>DEPTH @ ST. LINE</td><td></td><td></td><td></td></tr> <tr><td>DEPTH @ BLDG</td><td></td><td></td><td></td></tr> </tbody> </table>		Water	Sanitary	Storm	LENGTH				MATERIAL				SIZE				COLOUR				DEPTH @ ST. LINE				DEPTH @ BLDG			
	Water	Sanitary	Storm																																																																			
LENGTH	8.44m	9.28m	/																																																																			
MATERIAL	Polyethylene	PVC DR28	PVC DR35																																																																			
SIZE	25mm	125mm	125mm																																																																			
COLOUR	Blue	White	Green																																																																			
DEPTH @ MAIN	1.7m	3.5m	/																																																																			
DEPTH @ ST. LINE	1.6m	2.7m	/																																																																			
ELEV @ MAIN	107.91	106.12	/																																																																			
ELEV @ ST. LINE	108.12	107.18	/																																																																			
MAIN SIZE	250mm	200mm	300mm																																																																			
	Water	Sanitary	Storm																																																																			
LENGTH																																																																						
MATERIAL																																																																						
SIZE																																																																						
COLOUR																																																																						
DEPTH @ ST. LINE																																																																						
DEPTH @ BLDG																																																																						
Contractor <u>Dexter Construction</u> Inspected By <u>Trevor Carter - GENIVAR Inc.</u> Date <u>Apr. 1 2011</u> Record Dwg. # <u>D09109-002 002</u>		Contractor _____ Inspected By _____ Date _____ Date _____																																																																				
Insulation <input checked="" type="checkbox"/> Yes <input type="checkbox"/> No Rock <input type="checkbox"/> Yes <input type="checkbox"/> No Clay Plug <input type="checkbox"/> Yes <input type="checkbox"/> No Trace Wire <input checked="" type="checkbox"/> Yes <input type="checkbox"/> No Anode <input type="checkbox"/> Yes <input checked="" type="checkbox"/> No		Sanitary Type: Pressurized <input type="checkbox"/> Gravity <input type="checkbox"/> Private Lift Station Info: Lift: <input type="checkbox"/> Distance <input type="checkbox"/> Insulation: <input type="checkbox"/> Yes <input type="checkbox"/> No Rock: <input type="checkbox"/> Yes <input type="checkbox"/> No Clay Plug: <input type="checkbox"/> Yes <input type="checkbox"/> No Foundation Drain Connected: <input type="checkbox"/> Yes <input type="checkbox"/> No Rain Leaders Connected: <input type="checkbox"/> Yes <input type="checkbox"/> No Trace Wire: <input type="checkbox"/> Yes <input type="checkbox"/> No Sound Check: <input type="checkbox"/> Yes <input type="checkbox"/> No																																																																				
<div style="display: flex; justify-content: space-between;"> <div style="width: 45%;"> <p>ARV 101</p> <p>Curb Stop To: UP24 = 21.6m UP25 = 27.4m</p> <p>Corp Stop To: UP24 = 23.0m UP25 = 29.2m</p> <p>San End To: UP24 = 21.7m UP25 = 27.4m</p> </div> <div style="width: 45%; text-align: center;"> <p>PUBLIC</p> <p>MHT107</p> <p>UP24</p> <p>Water</p> <p>Sanitary</p> <p>Storm</p> <p>19.14m</p> <p>MHT106</p> <p>UP25</p> </div> </div>		PRIVATE TH5A TH5B TH5C TH5D TH5E TH5F SEE BACK FOR ADDITIONAL NOTES →																																																																				


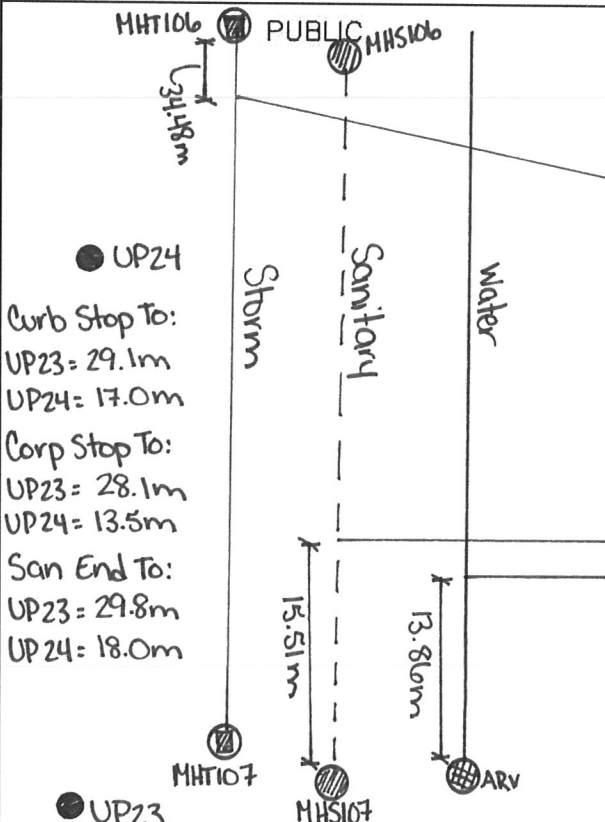
	HALIFAX WATER SERVICE LATERAL INFORMATION SHEET	Street <u>Maple Grove Avenue</u> Lot <u>TH5D</u> Civic _____																																																																			
		SLID# _____																																																																			
<p>PUBLIC</p> <table border="1" style="width:100%; border-collapse: collapse;"> <thead> <tr> <th></th> <th>Water</th> <th>Sanitary</th> <th>Storm</th> </tr> </thead> <tbody> <tr> <td>LENGTH</td> <td>8.55m</td> <td>9.51m</td> <td>-</td> </tr> <tr> <td>MATERIAL</td> <td>Polyethylene</td> <td>PVC DR28</td> <td>PVC DR35</td> </tr> <tr> <td>SIZE</td> <td>25mm</td> <td>125mm</td> <td>125mm</td> </tr> <tr> <td>COLOUR</td> <td>Blue</td> <td>White</td> <td>Green</td> </tr> <tr> <td>DEPTH @ MAIN</td> <td>1.7m</td> <td>3.5m</td> <td>-</td> </tr> <tr> <td>DEPTH @ ST. LINE</td> <td>1.6m</td> <td>2.6m</td> <td>-</td> </tr> <tr> <td>ELEV @ MAIN</td> <td>107.86</td> <td>106.05</td> <td>-</td> </tr> <tr> <td>ELEV @ ST. LINE</td> <td>108.11</td> <td>107.19</td> <td>-</td> </tr> <tr> <td>MAIN SIZE</td> <td>250mm</td> <td>200mm</td> <td>300mm</td> </tr> </tbody> </table> <p>Contractor <u>Dexter Construction</u> Inspected By <u>Trevor Carter - GENIVAR Inc.</u> Date <u>April 2011</u> Record Dwg. # <u>069109-002 002</u></p> <p>Insulation <input checked="" type="checkbox"/> Yes <input type="checkbox"/> No Rock <input type="checkbox"/> Yes <input type="checkbox"/> No Clay Plug <input type="checkbox"/> Yes <input type="checkbox"/> No Trace Wire <input checked="" type="checkbox"/> Yes <input type="checkbox"/> No Anode <input type="checkbox"/> Yes <input checked="" type="checkbox"/> No</p>		Water	Sanitary	Storm	LENGTH	8.55m	9.51m	-	MATERIAL	Polyethylene	PVC DR28	PVC DR35	SIZE	25mm	125mm	125mm	COLOUR	Blue	White	Green	DEPTH @ MAIN	1.7m	3.5m	-	DEPTH @ ST. LINE	1.6m	2.6m	-	ELEV @ MAIN	107.86	106.05	-	ELEV @ ST. LINE	108.11	107.19	-	MAIN SIZE	250mm	200mm	300mm	<p>PRIVATE</p> <table border="1" style="width:100%; border-collapse: collapse;"> <thead> <tr> <th></th> <th>Water</th> <th>Sanitary</th> <th>Storm</th> </tr> </thead> <tbody> <tr> <td>LENGTH</td> <td></td> <td></td> <td></td> </tr> <tr> <td>MATERIAL</td> <td></td> <td></td> <td></td> </tr> <tr> <td>SIZE</td> <td></td> <td></td> <td></td> </tr> <tr> <td>COLOUR</td> <td></td> <td></td> <td></td> </tr> <tr> <td>DEPTH @ ST. LINE</td> <td></td> <td></td> <td></td> </tr> <tr> <td>DEPTH @ BLDG</td> <td></td> <td></td> <td></td> </tr> </tbody> </table> <p>Contractor _____ Inspected By _____ Date _____</p> <p>Sanitary Type: Pressurized <input type="checkbox"/> Gravity <input type="checkbox"/> Private Lift Station Info: Lift: <input type="checkbox"/> Distance <input type="checkbox"/></p> <p>Insulation: <input type="checkbox"/> Yes <input type="checkbox"/> No Rock: <input type="checkbox"/> Yes <input type="checkbox"/> No Clay Plug: <input type="checkbox"/> Yes <input type="checkbox"/> No Foundation Drain Connected: <input type="checkbox"/> Yes <input type="checkbox"/> No Rain Leaders Connected: <input type="checkbox"/> Yes <input type="checkbox"/> No Trace Wire: <input type="checkbox"/> Yes <input type="checkbox"/> No Sound Check: <input type="checkbox"/> Yes <input type="checkbox"/> No</p>		Water	Sanitary	Storm	LENGTH				MATERIAL				SIZE				COLOUR				DEPTH @ ST. LINE				DEPTH @ BLDG			
	Water	Sanitary	Storm																																																																		
LENGTH	8.55m	9.51m	-																																																																		
MATERIAL	Polyethylene	PVC DR28	PVC DR35																																																																		
SIZE	25mm	125mm	125mm																																																																		
COLOUR	Blue	White	Green																																																																		
DEPTH @ MAIN	1.7m	3.5m	-																																																																		
DEPTH @ ST. LINE	1.6m	2.6m	-																																																																		
ELEV @ MAIN	107.86	106.05	-																																																																		
ELEV @ ST. LINE	108.11	107.19	-																																																																		
MAIN SIZE	250mm	200mm	300mm																																																																		
	Water	Sanitary	Storm																																																																		
LENGTH																																																																					
MATERIAL																																																																					
SIZE																																																																					
COLOUR																																																																					
DEPTH @ ST. LINE																																																																					
DEPTH @ BLDG																																																																					
<p>ARV 101</p> <p>Curb Stop To: UP24 = 22.5m UP25 = 26.5m</p> <p>Corp Stop To: UP24 = 23.9m UP25 = 28.5m</p> <p>San End To: UP24 = 23.1m UP25 = 26.1m</p> <p>7.9m</p> <p>Public MHT107 MHS107 Water Sanitary Storm UP24</p> <p>Private TH5A TH5B TH5C TH5D TH5E TH5F</p> <p>MHS106 MHT106 UP25</p> <p>SEE BACK FOR ADDITIONAL NOTES →</p>																																																																					


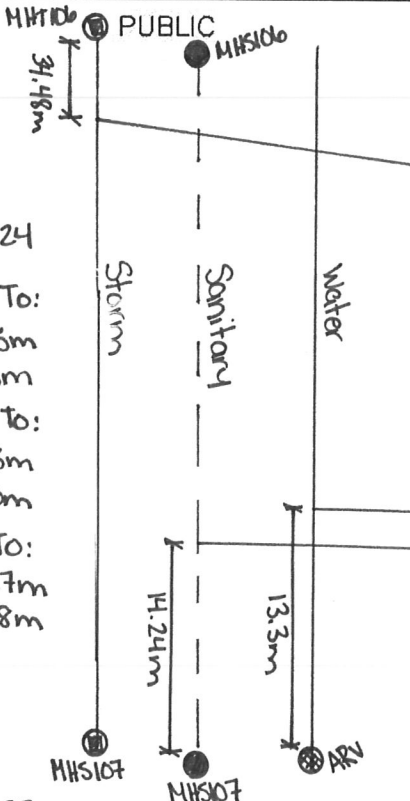
	HALIFAX WATER SERVICE LATERAL INFORMATION SHEET	Street <u>Maple Grove Avenue</u> Lot <u>TH5E</u> Civic _____																																																																			
		SLID# _____																																																																			
PUBLIC <table border="1" style="width:100%; border-collapse: collapse; margin-top: 10px;"> <thead> <tr> <th></th> <th>Water</th> <th>Sanitary</th> <th>Storm</th> </tr> </thead> <tbody> <tr> <td>LENGTH</td> <td>9.71m</td> <td>10.62m</td> <td>-</td> </tr> <tr> <td>MATERIAL</td> <td>Polyethylene</td> <td>PVC DR28</td> <td>PVC DR35</td> </tr> <tr> <td>SIZE</td> <td>25mm</td> <td>125mm</td> <td>125mm</td> </tr> <tr> <td>COLOUR</td> <td>Blue</td> <td>White</td> <td>Green</td> </tr> <tr> <td>DEPTH @ MAIN</td> <td>1.8m</td> <td>3.2m</td> <td>-</td> </tr> <tr> <td>DEPTH @ ST. LINE</td> <td>1.7m</td> <td>2.4m</td> <td>-</td> </tr> <tr> <td>ELEV @ MAIN</td> <td>106.86</td> <td>105.50</td> <td>-</td> </tr> <tr> <td>ELEV @ ST. LINE</td> <td>107.00</td> <td>106.40</td> <td>-</td> </tr> <tr> <td>MAIN SIZE</td> <td>250mm</td> <td>200mm</td> <td>300mm</td> </tr> </tbody> </table> <p>Contractor <u>Dexter Construction</u> Inspected By <u>Trevor Carter - GENIVAR Inc.</u> Date <u>April 2011</u> Record Dwg. # <u>DC9109-002 002</u></p> <p> Insulation <input checked="" type="checkbox"/> Yes <input type="checkbox"/> No Rock <input type="checkbox"/> Yes <input type="checkbox"/> No Clay Plug <input type="checkbox"/> Yes <input type="checkbox"/> No Trace Wire <input checked="" type="checkbox"/> Yes <input type="checkbox"/> No Anode <input type="checkbox"/> Yes <input checked="" type="checkbox"/> No </p>		Water	Sanitary	Storm	LENGTH	9.71m	10.62m	-	MATERIAL	Polyethylene	PVC DR28	PVC DR35	SIZE	25mm	125mm	125mm	COLOUR	Blue	White	Green	DEPTH @ MAIN	1.8m	3.2m	-	DEPTH @ ST. LINE	1.7m	2.4m	-	ELEV @ MAIN	106.86	105.50	-	ELEV @ ST. LINE	107.00	106.40	-	MAIN SIZE	250mm	200mm	300mm	PRIVATE <table border="1" style="width:100%; border-collapse: collapse; margin-top: 10px;"> <thead> <tr> <th></th> <th>Water</th> <th>Sanitary</th> <th>Storm</th> </tr> </thead> <tbody> <tr> <td>LENGTH</td> <td></td> <td></td> <td></td> </tr> <tr> <td>MATERIAL</td> <td></td> <td></td> <td></td> </tr> <tr> <td>SIZE</td> <td></td> <td></td> <td></td> </tr> <tr> <td>COLOUR</td> <td></td> <td></td> <td></td> </tr> <tr> <td>DEPTH @ ST. LINE</td> <td></td> <td></td> <td></td> </tr> <tr> <td>DEPTH @ BLDG</td> <td></td> <td></td> <td></td> </tr> </tbody> </table> <p>Contractor _____ Inspected By _____ Date _____</p> <p>Sanitary Type: Pressurized <input type="checkbox"/> Gravity <input type="checkbox"/> Private Lift Station Info: Lift: <input type="checkbox"/> Distance <input type="checkbox"/></p> <p> Insulation <input type="checkbox"/> Yes <input type="checkbox"/> No Rock <input type="checkbox"/> Yes <input type="checkbox"/> No Clay Plug <input type="checkbox"/> Yes <input type="checkbox"/> No Foundation Drain Connected <input type="checkbox"/> Yes <input type="checkbox"/> No Rain Leaders Connected <input type="checkbox"/> Yes <input type="checkbox"/> No Trace Wire <input type="checkbox"/> Yes <input type="checkbox"/> No Sound Check <input type="checkbox"/> Yes <input type="checkbox"/> No </p>		Water	Sanitary	Storm	LENGTH				MATERIAL				SIZE				COLOUR				DEPTH @ ST. LINE				DEPTH @ BLDG			
	Water	Sanitary	Storm																																																																		
LENGTH	9.71m	10.62m	-																																																																		
MATERIAL	Polyethylene	PVC DR28	PVC DR35																																																																		
SIZE	25mm	125mm	125mm																																																																		
COLOUR	Blue	White	Green																																																																		
DEPTH @ MAIN	1.8m	3.2m	-																																																																		
DEPTH @ ST. LINE	1.7m	2.4m	-																																																																		
ELEV @ MAIN	106.86	105.50	-																																																																		
ELEV @ ST. LINE	107.00	106.40	-																																																																		
MAIN SIZE	250mm	200mm	300mm																																																																		
	Water	Sanitary	Storm																																																																		
LENGTH																																																																					
MATERIAL																																																																					
SIZE																																																																					
COLOUR																																																																					
DEPTH @ ST. LINE																																																																					
DEPTH @ BLDG																																																																					
<p> CURB STOP TO: UP24 = 34.1m UP25 = 15.0m CORP STOP TO: UP24 = 34.9m UP25 = 18.6m SAN END TO: UP24 = 33.7m UP25 = 15.5m </p>																																																																					
	PRIVATE TH5A TH5B TH5C TH5D TH5E TH5F SEE BACK FOR ADDITIONAL NOTES →																																																																				


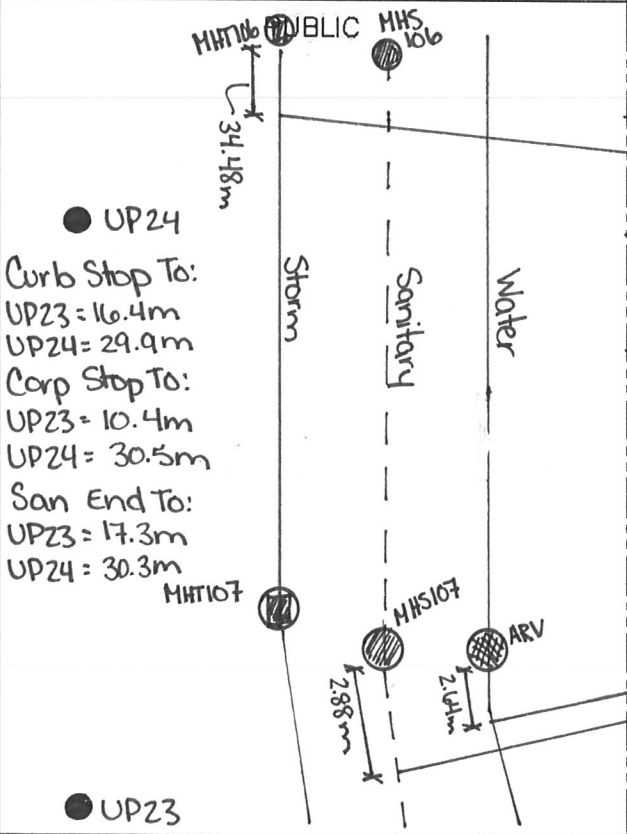
	HALIFAX WATER SERVICE LATERAL INFORMATION SHEET	Street <u>Maple Grove Avenue</u> Lot <u>TH5F</u> Civic _____																																																																			
		SLID# _____																																																																			
<p>PUBLIC</p> <table border="1" style="width:100%; border-collapse: collapse;"> <thead> <tr> <th></th> <th>Water</th> <th>Sanitary</th> <th>Storm</th> </tr> </thead> <tbody> <tr> <td>LENGTH</td> <td>9.78m</td> <td>10.93m</td> <td>9.81m</td> </tr> <tr> <td>MATERIAL</td> <td>Polyethylene</td> <td>PVC DR28</td> <td>PVC DR35</td> </tr> <tr> <td>SIZE</td> <td>25mm</td> <td>125mm</td> <td>125mm</td> </tr> <tr> <td>COLOUR</td> <td>Blue</td> <td>White</td> <td>Green</td> </tr> <tr> <td>DEPTH @ MAIN</td> <td>1.8m</td> <td>3.1m</td> <td>3.1m</td> </tr> <tr> <td>DEPTH @ ST. LINE</td> <td>1.7m</td> <td>2.6m</td> <td>2.2m</td> </tr> <tr> <td>ELEV @ MAIN</td> <td>106.82</td> <td>105.43</td> <td>104.93</td> </tr> <tr> <td>ELEV @ ST. LINE</td> <td>106.97</td> <td>106.11</td> <td>105.64</td> </tr> <tr> <td>MAIN SIZE</td> <td>250mm</td> <td>200mm</td> <td>300mm</td> </tr> </tbody> </table> <p>Contractor <u>Dexter Construction</u> Inspected By <u>Trevor Carter - GENIVAR Inc.</u> Date <u>April 2011</u> Record Dwg. # <u>069109-002.002</u></p> <p>Insulation Rock <input checked="" type="checkbox"/> Yes <input type="checkbox"/> No Clay Plug <input type="checkbox"/> Yes <input type="checkbox"/> No Trace Wire <input checked="" type="checkbox"/> Yes <input type="checkbox"/> No Anode <input type="checkbox"/> Yes <input checked="" type="checkbox"/> No</p>		Water	Sanitary	Storm	LENGTH	9.78m	10.93m	9.81m	MATERIAL	Polyethylene	PVC DR28	PVC DR35	SIZE	25mm	125mm	125mm	COLOUR	Blue	White	Green	DEPTH @ MAIN	1.8m	3.1m	3.1m	DEPTH @ ST. LINE	1.7m	2.6m	2.2m	ELEV @ MAIN	106.82	105.43	104.93	ELEV @ ST. LINE	106.97	106.11	105.64	MAIN SIZE	250mm	200mm	300mm	<p>PRIVATE</p> <table border="1" style="width:100%; border-collapse: collapse;"> <thead> <tr> <th></th> <th>Water</th> <th>Sanitary</th> <th>Storm</th> </tr> </thead> <tbody> <tr> <td>LENGTH</td> <td></td> <td></td> <td></td> </tr> <tr> <td>MATERIAL</td> <td></td> <td></td> <td></td> </tr> <tr> <td>SIZE</td> <td></td> <td></td> <td></td> </tr> <tr> <td>COLOUR</td> <td></td> <td></td> <td></td> </tr> <tr> <td>DEPTH @ ST. LINE</td> <td></td> <td></td> <td></td> </tr> <tr> <td>DEPTH @ BLDG</td> <td></td> <td></td> <td></td> </tr> </tbody> </table> <p>Contractor _____ Inspected By _____ Date _____</p> <p>Sanitary Type. Pressurized <input type="checkbox"/> Gravity <input type="checkbox"/> Private Lift Station Info. Lift: <input type="checkbox"/> Distance <input type="checkbox"/></p> <p>Insulation Rock <input type="checkbox"/> Yes <input type="checkbox"/> No Clay Plug <input type="checkbox"/> Yes <input type="checkbox"/> No Foundation Drain Connected <input type="checkbox"/> Yes <input type="checkbox"/> No Rain Leaders Connected <input type="checkbox"/> Yes <input type="checkbox"/> No Trace Wire <input type="checkbox"/> Yes <input type="checkbox"/> No Sound Check <input type="checkbox"/> Yes <input type="checkbox"/> No</p>		Water	Sanitary	Storm	LENGTH				MATERIAL				SIZE				COLOUR				DEPTH @ ST. LINE				DEPTH @ BLDG			
	Water	Sanitary	Storm																																																																		
LENGTH	9.78m	10.93m	9.81m																																																																		
MATERIAL	Polyethylene	PVC DR28	PVC DR35																																																																		
SIZE	25mm	125mm	125mm																																																																		
COLOUR	Blue	White	Green																																																																		
DEPTH @ MAIN	1.8m	3.1m	3.1m																																																																		
DEPTH @ ST. LINE	1.7m	2.6m	2.2m																																																																		
ELEV @ MAIN	106.82	105.43	104.93																																																																		
ELEV @ ST. LINE	106.97	106.11	105.64																																																																		
MAIN SIZE	250mm	200mm	300mm																																																																		
	Water	Sanitary	Storm																																																																		
LENGTH																																																																					
MATERIAL																																																																					
SIZE																																																																					
COLOUR																																																																					
DEPTH @ ST. LINE																																																																					
DEPTH @ BLDG																																																																					
<p>ARV 101</p> <p>Curb Stop To: UP24 = 34.7m UP25 = 14.4m</p> <p>Corp Stop To: UP24 = 35.5m UP25 = 18.2m</p> <p>San End To: UP24 = 35.0m UP25 = 14.2m</p> <p>5.53m</p>	<p>PUBLIC</p> <p>MHT 107</p> <p>MHS 106</p> <p>UP24</p> <p>Water</p> <p>Sanitary</p> <p>Storm</p> <p>MHS 106</p> <p>MHT 106</p> <p>UP 25</p>	<p>PRIVATE</p> <p>TH5A</p> <p>TH5B</p> <p>TH5C</p> <p>TH5D</p> <p>TH5E</p> <p>TH5F</p> <p>SEE BACK FOR ADDITIONAL NOTES →</p>																																																																			


	HALIFAX WATER SERVICE LATERAL INFORMATION SHEET	Street <u>Maple Grove Avenue</u>	Lot <u>TH10A</u> Civic _____																																																																				
		SLID# _____																																																																					
<p>PUBLIC</p> <table border="1" style="width:100%; border-collapse: collapse;"> <thead> <tr> <th></th> <th>Water</th> <th>Sanitary</th> <th>Storm</th> </tr> </thead> <tbody> <tr> <td>LENGTH</td> <td>5.95m</td> <td>9.19m</td> <td>11.22m</td> </tr> <tr> <td>MATERIAL</td> <td>Polyethylene</td> <td>PVC DR28</td> <td>PVC DR35</td> </tr> <tr> <td>SIZE</td> <td>25mm</td> <td>125mm</td> <td>125mm</td> </tr> <tr> <td>COLOUR</td> <td>Blue</td> <td>White</td> <td>Green</td> </tr> <tr> <td>DEPTH @ MAIN</td> <td>1.7m</td> <td>3.6m</td> <td>3.8m</td> </tr> <tr> <td>DEPTH @ ST. LINE</td> <td>1.7m</td> <td>2.3m</td> <td>2.3m</td> </tr> <tr> <td>ELEV @ MAIN</td> <td>109.07</td> <td>107.18</td> <td>106.96</td> </tr> <tr> <td>ELEV @ ST. LINE</td> <td>109.24</td> <td>108.70</td> <td>108.44</td> </tr> <tr> <td>MAIN SIZE</td> <td>250mm</td> <td>200mm</td> <td>300mm</td> </tr> </tbody> </table>			Water	Sanitary	Storm	LENGTH	5.95m	9.19m	11.22m	MATERIAL	Polyethylene	PVC DR28	PVC DR35	SIZE	25mm	125mm	125mm	COLOUR	Blue	White	Green	DEPTH @ MAIN	1.7m	3.6m	3.8m	DEPTH @ ST. LINE	1.7m	2.3m	2.3m	ELEV @ MAIN	109.07	107.18	106.96	ELEV @ ST. LINE	109.24	108.70	108.44	MAIN SIZE	250mm	200mm	300mm	<p>PRIVATE</p> <table border="1" style="width:100%; border-collapse: collapse;"> <thead> <tr> <th></th> <th>Water</th> <th>Sanitary</th> <th>Storm</th> </tr> </thead> <tbody> <tr><td>LENGTH</td><td></td><td></td><td></td></tr> <tr><td>MATERIAL</td><td></td><td></td><td></td></tr> <tr><td>SIZE</td><td></td><td></td><td></td></tr> <tr><td>COLOUR</td><td></td><td></td><td></td></tr> <tr><td>DEPTH @ ST. LINE</td><td></td><td></td><td></td></tr> <tr><td>DEPTH @ BLDG</td><td></td><td></td><td></td></tr> </tbody> </table>			Water	Sanitary	Storm	LENGTH				MATERIAL				SIZE				COLOUR				DEPTH @ ST. LINE				DEPTH @ BLDG			
	Water	Sanitary	Storm																																																																				
LENGTH	5.95m	9.19m	11.22m																																																																				
MATERIAL	Polyethylene	PVC DR28	PVC DR35																																																																				
SIZE	25mm	125mm	125mm																																																																				
COLOUR	Blue	White	Green																																																																				
DEPTH @ MAIN	1.7m	3.6m	3.8m																																																																				
DEPTH @ ST. LINE	1.7m	2.3m	2.3m																																																																				
ELEV @ MAIN	109.07	107.18	106.96																																																																				
ELEV @ ST. LINE	109.24	108.70	108.44																																																																				
MAIN SIZE	250mm	200mm	300mm																																																																				
	Water	Sanitary	Storm																																																																				
LENGTH																																																																							
MATERIAL																																																																							
SIZE																																																																							
COLOUR																																																																							
DEPTH @ ST. LINE																																																																							
DEPTH @ BLDG																																																																							
<p>Contractor <u>Dexter Construction</u></p> <p>Inspected By <u>Trevor Carter - GENIVAR Inc.</u></p> <p>Date <u>April 2011</u></p> <p>Record Dwg. # <u>D09109-002 007</u></p>		<p>Contractor _____</p> <p>Inspected By _____</p> <p>Date _____</p>																																																																					
<p>Insulation <input checked="" type="checkbox"/> Yes <input type="checkbox"/> No</p> <p>Rock <input type="checkbox"/> Yes <input type="checkbox"/> No</p> <p>Clay Plug <input type="checkbox"/> Yes <input type="checkbox"/> No</p> <p>Trace Wire <input checked="" type="checkbox"/> Yes <input type="checkbox"/> No</p> <p>Anode <input type="checkbox"/> Yes <input checked="" type="checkbox"/> No</p>		<p>Sanitary Type Pressurized <input type="checkbox"/> Gravity <input type="checkbox"/></p> <p>Private Lift Lift: <input type="checkbox"/> Distance <input type="checkbox"/></p> <p>Insulation <input type="checkbox"/> Yes <input type="checkbox"/> No</p> <p>Rock <input type="checkbox"/> Yes <input type="checkbox"/> No</p> <p>Clay Plug <input type="checkbox"/> Yes <input type="checkbox"/> No</p> <p>Foundation Drain Connected <input type="checkbox"/> Yes <input type="checkbox"/> No</p> <p>Rain Leaders Connected <input type="checkbox"/> Yes <input type="checkbox"/> No</p> <p>Trace Wire <input type="checkbox"/> Yes <input type="checkbox"/> No</p> <p>Sound Check <input type="checkbox"/> Yes <input type="checkbox"/> No</p>																																																																					
<p>MHS107 PUBLIC MHS 107</p> <p>34.48m</p> <p>39.17m</p> <p>UP23 = 41.1m</p> <p>UP24 = 12.9m</p> <p>● UP24</p> <p>Corp Stop To:</p> <p>UP23 = 40.2m</p> <p>UP24 = 6.9m</p> <p>San End To:</p> <p>UP23 = 41.8m</p> <p>UP24 = 14.5m</p> <p>Storm</p> <p>Sanitary</p> <p>Water</p> <p>UP23 ● MHS106 MHS106 ● ARV</p>		<p>PRIVATE</p> <p>TH10A</p> <p>TH10B</p> <p>TH10C</p> <p>TH10D</p> <p>TH10E</p> <p>SEE BACK FOR ADDITIONAL NOTES →</p>																																																																					

	HALIFAX WATER SERVICE LATERAL INFORMATION SHEET	Street <u>Maple Grove Avenue</u> Lot <u>TH 10B</u> Civic _____																																																																				
		SLID# _____																																																																				
PUBLIC <table border="1" style="width:100%; border-collapse: collapse; margin-top: 10px;"> <thead> <tr> <th></th> <th>Water</th> <th>Sanitary</th> <th>Storm</th> </tr> </thead> <tbody> <tr> <td>LENGTH</td> <td>5.97m</td> <td>9.18m</td> <td>—</td> </tr> <tr> <td>MATERIAL</td> <td>Polyethylene</td> <td>PVC DR28</td> <td>PVC DR35</td> </tr> <tr> <td>SIZE</td> <td>25mm</td> <td>125mm</td> <td>125mm</td> </tr> <tr> <td>COLOUR</td> <td>Blue</td> <td>White</td> <td>Green</td> </tr> <tr> <td>DEPTH @ MAIN</td> <td>1.8m</td> <td>3.6m</td> <td>—</td> </tr> <tr> <td>DEPTH @ ST. LINE</td> <td>1.7m</td> <td>2.3m</td> <td>—</td> </tr> <tr> <td>ELEV @ MAIN</td> <td>109.10</td> <td>107.24</td> <td>—</td> </tr> <tr> <td>ELEV @ ST. LINE</td> <td>109.26</td> <td>108.71</td> <td>—</td> </tr> <tr> <td>MAIN SIZE</td> <td>250 mm</td> <td>200 mm</td> <td>300mm</td> </tr> </tbody> </table>			Water	Sanitary	Storm	LENGTH	5.97m	9.18m	—	MATERIAL	Polyethylene	PVC DR28	PVC DR35	SIZE	25mm	125mm	125mm	COLOUR	Blue	White	Green	DEPTH @ MAIN	1.8m	3.6m	—	DEPTH @ ST. LINE	1.7m	2.3m	—	ELEV @ MAIN	109.10	107.24	—	ELEV @ ST. LINE	109.26	108.71	—	MAIN SIZE	250 mm	200 mm	300mm	PRIVATE <table border="1" style="width:100%; border-collapse: collapse; margin-top: 10px;"> <thead> <tr> <th></th> <th>Water</th> <th>Sanitary</th> <th>Storm</th> </tr> </thead> <tbody> <tr><td>LENGTH</td><td></td><td></td><td></td></tr> <tr><td>MATERIAL</td><td></td><td></td><td></td></tr> <tr><td>SIZE</td><td></td><td></td><td></td></tr> <tr><td>COLOUR</td><td></td><td></td><td></td></tr> <tr><td>DEPTH @ ST. LINE</td><td></td><td></td><td></td></tr> <tr><td>DEPTH @ BLDG</td><td></td><td></td><td></td></tr> </tbody> </table>		Water	Sanitary	Storm	LENGTH				MATERIAL				SIZE				COLOUR				DEPTH @ ST. LINE				DEPTH @ BLDG			
	Water	Sanitary	Storm																																																																			
LENGTH	5.97m	9.18m	—																																																																			
MATERIAL	Polyethylene	PVC DR28	PVC DR35																																																																			
SIZE	25mm	125mm	125mm																																																																			
COLOUR	Blue	White	Green																																																																			
DEPTH @ MAIN	1.8m	3.6m	—																																																																			
DEPTH @ ST. LINE	1.7m	2.3m	—																																																																			
ELEV @ MAIN	109.10	107.24	—																																																																			
ELEV @ ST. LINE	109.26	108.71	—																																																																			
MAIN SIZE	250 mm	200 mm	300mm																																																																			
	Water	Sanitary	Storm																																																																			
LENGTH																																																																						
MATERIAL																																																																						
SIZE																																																																						
COLOUR																																																																						
DEPTH @ ST. LINE																																																																						
DEPTH @ BLDG																																																																						
Contractor <u>Dexter Construction</u> Inspected By <u>Trevor Carter - GENIVAR Inc.</u> Date <u>April 2011</u> Record Dwg. # <u>D09109-002 002</u>		Contractor _____ Inspected By _____ Date _____																																																																				
Insulation <input checked="" type="checkbox"/> Yes <input type="checkbox"/> No Rock <input type="checkbox"/> Yes <input type="checkbox"/> No Clay Plug <input type="checkbox"/> Yes <input type="checkbox"/> No Trace Wire <input checked="" type="checkbox"/> Yes <input type="checkbox"/> No Anode <input type="checkbox"/> Yes <input checked="" type="checkbox"/> No		Sanitary Type: Pressurized <input type="checkbox"/> Gravity <input type="checkbox"/> Private Lift Station Info: Lift: <input type="checkbox"/> Distance <input type="checkbox"/> Insulation: <input type="checkbox"/> Yes <input type="checkbox"/> No Rock: <input type="checkbox"/> Yes <input type="checkbox"/> No Clay Plug: <input type="checkbox"/> Yes <input type="checkbox"/> No Foundation Drain Connected: <input type="checkbox"/> Yes <input type="checkbox"/> No Rain Leaders Connected: <input type="checkbox"/> Yes <input type="checkbox"/> No Trace Wire: <input type="checkbox"/> Yes <input type="checkbox"/> No Sound Check: <input type="checkbox"/> Yes <input type="checkbox"/> No																																																																				
 <p> UP 24 Curb Stop To: UP23 = 40.5m UP24 = 12.9m Corp Stop To: UP23 = 39.7m UP24 = 6.9m San End To: UP23 = 40.6m UP24 = 14.5m </p> <p> Storm: 34.48m Sanitary: 26.5m Water: 25.5m </p> <p> MHT 107, MHS 107, MHT 106, MHS 106, ARV </p>		PRIVATE TH10A TH10B TH10C TH10D TH10E SEE BACK FOR ADDITIONAL NOTES →																																																																				

	HALIFAX WATER SERVICE LATERAL INFORMATION SHEET	Street <u>Maple Grove Avenue</u> Lot <u>TH10C</u> Civic _____																																																																				
		SLID# _____																																																																				
PUBLIC <table border="1" style="width:100%; border-collapse: collapse; margin-top: 10px;"> <thead> <tr> <th></th> <th>Water</th> <th>Sanitary</th> <th>Storm</th> </tr> </thead> <tbody> <tr> <td>LENGTH</td> <td>5.60m</td> <td>9.05m</td> <td>/</td> </tr> <tr> <td>MATERIAL</td> <td>Polyethylene</td> <td>PVC DR28</td> <td>PVC DR35</td> </tr> <tr> <td>SIZE</td> <td>25mm</td> <td>125mm</td> <td>125mm</td> </tr> <tr> <td>COLOUR</td> <td>Blue</td> <td>White</td> <td>Green</td> </tr> <tr> <td>DEPTH @ MAIN</td> <td>1.8m</td> <td>3.4m</td> <td>/</td> </tr> <tr> <td>DEPTH @ ST. LINE</td> <td>1.7m</td> <td>2.3m</td> <td>/</td> </tr> <tr> <td>ELEV @ MAIN</td> <td>109.38</td> <td>107.82</td> <td>/</td> </tr> <tr> <td>ELEV @ ST. LINE</td> <td>109.69</td> <td>109.14</td> <td>/</td> </tr> <tr> <td>MAIN SIZE</td> <td>250mm</td> <td>200mm</td> <td>300mm</td> </tr> </tbody> </table>			Water	Sanitary	Storm	LENGTH	5.60m	9.05m	/	MATERIAL	Polyethylene	PVC DR28	PVC DR35	SIZE	25mm	125mm	125mm	COLOUR	Blue	White	Green	DEPTH @ MAIN	1.8m	3.4m	/	DEPTH @ ST. LINE	1.7m	2.3m	/	ELEV @ MAIN	109.38	107.82	/	ELEV @ ST. LINE	109.69	109.14	/	MAIN SIZE	250mm	200mm	300mm	PRIVATE <table border="1" style="width:100%; border-collapse: collapse; margin-top: 10px;"> <thead> <tr> <th></th> <th>Water</th> <th>Sanitary</th> <th>Storm</th> </tr> </thead> <tbody> <tr><td>LENGTH</td><td></td><td></td><td></td></tr> <tr><td>MATERIAL</td><td></td><td></td><td></td></tr> <tr><td>SIZE</td><td></td><td></td><td></td></tr> <tr><td>COLOUR</td><td></td><td></td><td></td></tr> <tr><td>DEPTH @ ST. LINE</td><td></td><td></td><td></td></tr> <tr><td>DEPTH @ BLDG</td><td></td><td></td><td></td></tr> </tbody> </table>		Water	Sanitary	Storm	LENGTH				MATERIAL				SIZE				COLOUR				DEPTH @ ST. LINE				DEPTH @ BLDG			
	Water	Sanitary	Storm																																																																			
LENGTH	5.60m	9.05m	/																																																																			
MATERIAL	Polyethylene	PVC DR28	PVC DR35																																																																			
SIZE	25mm	125mm	125mm																																																																			
COLOUR	Blue	White	Green																																																																			
DEPTH @ MAIN	1.8m	3.4m	/																																																																			
DEPTH @ ST. LINE	1.7m	2.3m	/																																																																			
ELEV @ MAIN	109.38	107.82	/																																																																			
ELEV @ ST. LINE	109.69	109.14	/																																																																			
MAIN SIZE	250mm	200mm	300mm																																																																			
	Water	Sanitary	Storm																																																																			
LENGTH																																																																						
MATERIAL																																																																						
SIZE																																																																						
COLOUR																																																																						
DEPTH @ ST. LINE																																																																						
DEPTH @ BLDG																																																																						
Contractor <u>Dexter Construction</u> Inspected By <u>Trevor Carter - GENIVAR Inc.</u> Date <u>April 2011</u> Record Dwg. # <u>109109-002.002</u>		Contractor _____ Inspected By _____ Date _____																																																																				
Insulation <input checked="" type="checkbox"/> Yes <input type="checkbox"/> No Rock <input type="checkbox"/> Yes <input type="checkbox"/> No Clay Plug <input type="checkbox"/> Yes <input type="checkbox"/> No Trace Wire <input checked="" type="checkbox"/> Yes <input type="checkbox"/> No Anode <input type="checkbox"/> Yes <input checked="" type="checkbox"/> No		Sanitary Type: Pressurized <input type="checkbox"/> Gravity <input type="checkbox"/> Private Lift Station Info: Lift: <input type="checkbox"/> Distance <input type="checkbox"/> Insulation: <input type="checkbox"/> Yes <input type="checkbox"/> No Rock: <input type="checkbox"/> Yes <input type="checkbox"/> No Clay Plug: <input type="checkbox"/> Yes <input type="checkbox"/> No Foundation Drain Connected: <input type="checkbox"/> Yes <input type="checkbox"/> No Rain Leaders Connected: <input type="checkbox"/> Yes <input type="checkbox"/> No Trace Wire: <input type="checkbox"/> Yes <input type="checkbox"/> No Sound Check: <input type="checkbox"/> Yes <input type="checkbox"/> No																																																																				
<div style="display: flex; justify-content: space-between;"> <div style="width: 45%;"> <p>● UP24</p> <p>Curb Stop To: UP23 = 29.1m UP24 = 17.0m</p> <p>Corp Stop To: UP23 = 28.1m UP24 = 13.5m</p> <p>San End To: UP23 = 29.8m UP24 = 18.0m</p> </div> <div style="width: 45%;"> <p>● UP23</p> </div> </div>		PRIVATE TH10A TH10B TH10C TH10D TH10E SEE BACK FOR ADDITIONAL NOTES →																																																																				
																																																																						

	HALIFAX WATER SERVICE LATERAL INFORMATION SHEET	Street <u>Maple Grove Avenue</u> Lot <u>TH10D</u> Civic _____																																																																				
PUBLIC		SLID# _____																																																																				
	<table border="1" style="width:100%; border-collapse: collapse;"> <thead> <tr> <th></th> <th>Water</th> <th>Sanitary</th> <th>Storm</th> </tr> </thead> <tbody> <tr> <td>LENGTH</td> <td>5.55m</td> <td>9.03m</td> <td>-</td> </tr> <tr> <td>MATERIAL</td> <td>Polyethylene</td> <td>PVC DR28</td> <td>PVC DR35</td> </tr> <tr> <td>SIZE</td> <td>25mm</td> <td>125mm</td> <td>125mm</td> </tr> <tr> <td>COLOUR</td> <td>Blue</td> <td>White</td> <td>Green</td> </tr> <tr> <td>DEPTH @ MAIN</td> <td>1.8m</td> <td>3.3m</td> <td>-</td> </tr> <tr> <td>DEPTH @ ST. LINE</td> <td>1.6m</td> <td>2.3m</td> <td>-</td> </tr> <tr> <td>ELEV @ MAIN</td> <td>109.39</td> <td>107.88</td> <td>-</td> </tr> <tr> <td>ELEV @ ST. LINE</td> <td>109.71</td> <td>109.14</td> <td>-</td> </tr> <tr> <td>MAIN SIZE</td> <td>250mm</td> <td>200mm</td> <td>300mm</td> </tr> </tbody> </table>		Water	Sanitary	Storm	LENGTH	5.55m	9.03m	-	MATERIAL	Polyethylene	PVC DR28	PVC DR35	SIZE	25mm	125mm	125mm	COLOUR	Blue	White	Green	DEPTH @ MAIN	1.8m	3.3m	-	DEPTH @ ST. LINE	1.6m	2.3m	-	ELEV @ MAIN	109.39	107.88	-	ELEV @ ST. LINE	109.71	109.14	-	MAIN SIZE	250mm	200mm	300mm	PRIVATE <table border="1" style="width:100%; border-collapse: collapse;"> <thead> <tr> <th></th> <th>Water</th> <th>Sanitary</th> <th>Storm</th> </tr> </thead> <tbody> <tr><td>LENGTH</td><td></td><td></td><td></td></tr> <tr><td>MATERIAL</td><td></td><td></td><td></td></tr> <tr><td>SIZE</td><td></td><td></td><td></td></tr> <tr><td>COLOUR</td><td></td><td></td><td></td></tr> <tr><td>DEPTH @ ST. LINE</td><td></td><td></td><td></td></tr> <tr><td>DEPTH @ BLDG</td><td></td><td></td><td></td></tr> </tbody> </table>		Water	Sanitary	Storm	LENGTH				MATERIAL				SIZE				COLOUR				DEPTH @ ST. LINE				DEPTH @ BLDG			
	Water	Sanitary	Storm																																																																			
LENGTH	5.55m	9.03m	-																																																																			
MATERIAL	Polyethylene	PVC DR28	PVC DR35																																																																			
SIZE	25mm	125mm	125mm																																																																			
COLOUR	Blue	White	Green																																																																			
DEPTH @ MAIN	1.8m	3.3m	-																																																																			
DEPTH @ ST. LINE	1.6m	2.3m	-																																																																			
ELEV @ MAIN	109.39	107.88	-																																																																			
ELEV @ ST. LINE	109.71	109.14	-																																																																			
MAIN SIZE	250mm	200mm	300mm																																																																			
	Water	Sanitary	Storm																																																																			
LENGTH																																																																						
MATERIAL																																																																						
SIZE																																																																						
COLOUR																																																																						
DEPTH @ ST. LINE																																																																						
DEPTH @ BLDG																																																																						
Contractor <u>Dexter Construction</u> Inspected By <u>Trevor Carter - GENIVAR Inc.</u> Date <u>April 2011</u> Record Dwg. # <u>DP9109-002_002</u>		Contractor _____ Inspected By _____ Date _____																																																																				
Insulation <input checked="" type="checkbox"/> Yes <input type="checkbox"/> No Rock <input type="checkbox"/> Yes <input type="checkbox"/> No Clay Plug <input type="checkbox"/> Yes <input type="checkbox"/> No Trace Wire <input checked="" type="checkbox"/> Yes <input type="checkbox"/> No Anode <input type="checkbox"/> Yes <input checked="" type="checkbox"/> No		Sanitary Type. Pressurized <input type="checkbox"/> Gravity <input type="checkbox"/> Private Lift Station Info. Lift: <input type="checkbox"/> Distance <input type="checkbox"/> Insulation <input type="checkbox"/> Yes <input type="checkbox"/> No Rock <input type="checkbox"/> Yes <input type="checkbox"/> No Clay Plug <input type="checkbox"/> Yes <input type="checkbox"/> No Foundation Drain Connected <input type="checkbox"/> Yes <input type="checkbox"/> No Rain Leaders Connected <input type="checkbox"/> Yes <input type="checkbox"/> No Trace Wire <input type="checkbox"/> Yes <input type="checkbox"/> No Sound Check <input type="checkbox"/> Yes <input type="checkbox"/> No																																																																				
<div style="display: flex; justify-content: space-between;"> <div style="width: 45%;"> <p>UP24</p> <p>Curb Stop To: UP23 = 28.5m UP24 = 17.3m</p> <p>Corp Stop to: UP23 = 27.5m UP24 = 14.0m</p> <p>San End To: UP23 = 28.7m UP24 = 18.8m</p> </div> <div style="width: 45%;">  </div> </div>		<div style="display: flex; justify-content: space-around;"> <div style="width: 30%;">TH9E</div> <div style="width: 30%;">PRIVATE TH9D</div> <div style="width: 30%;">TH9C</div> </div> <div style="display: flex; justify-content: space-around; margin-top: 20px;"> <div style="width: 30%;">TH10A</div> <div style="width: 30%;">TH10B</div> <div style="width: 30%;">TH10C</div> </div> <div style="display: flex; justify-content: space-around; margin-top: 20px;"> <div style="width: 30%;">TH10D</div> <div style="width: 30%;">TH10E</div> </div>																																																																				
		SEE BACK FOR ADDITIONAL NOTES →																																																																				

	HALIFAX WATER SERVICE LATERAL INFORMATION SHEET	Street <u>Maple Grove Avenue</u> Lot <u>TH10E</u> Civic _____																																								
		SLID# _____																																								
PUBLIC	<table border="1" style="width:100%; border-collapse: collapse;"> <thead> <tr> <th></th> <th>Water</th> <th>Sanitary</th> <th>Storm</th> </tr> </thead> <tbody> <tr> <td>LENGTH</td> <td>7.66m</td> <td>10.69m</td> <td>—</td> </tr> <tr> <td>MATERIAL</td> <td>Polyethylene</td> <td>PVC DR28</td> <td>PVC DR35</td> </tr> <tr> <td>SIZE</td> <td>25mm</td> <td>125mm</td> <td>125mm</td> </tr> <tr> <td>COLOUR</td> <td>Blue</td> <td>White</td> <td>Green</td> </tr> <tr> <td>DEPTH @ MAIN</td> <td>1.8m</td> <td>2.8m</td> <td>—</td> </tr> <tr> <td>DEPTH @ ST. LINE</td> <td>1.7m</td> <td>2.2m</td> <td>—</td> </tr> <tr> <td>ELEV @ MAIN</td> <td>109.56</td> <td>108.60</td> <td>—</td> </tr> <tr> <td>ELEV @ ST. LINE</td> <td>109.84</td> <td>109.42</td> <td>—</td> </tr> <tr> <td>MAIN SIZE</td> <td>250mm</td> <td>200mm</td> <td>300mm</td> </tr> </tbody> </table>		Water	Sanitary	Storm	LENGTH	7.66m	10.69m	—	MATERIAL	Polyethylene	PVC DR28	PVC DR35	SIZE	25mm	125mm	125mm	COLOUR	Blue	White	Green	DEPTH @ MAIN	1.8m	2.8m	—	DEPTH @ ST. LINE	1.7m	2.2m	—	ELEV @ MAIN	109.56	108.60	—	ELEV @ ST. LINE	109.84	109.42	—	MAIN SIZE	250mm	200mm	300mm	PRIVATE
	Water	Sanitary	Storm																																							
LENGTH	7.66m	10.69m	—																																							
MATERIAL	Polyethylene	PVC DR28	PVC DR35																																							
SIZE	25mm	125mm	125mm																																							
COLOUR	Blue	White	Green																																							
DEPTH @ MAIN	1.8m	2.8m	—																																							
DEPTH @ ST. LINE	1.7m	2.2m	—																																							
ELEV @ MAIN	109.56	108.60	—																																							
ELEV @ ST. LINE	109.84	109.42	—																																							
MAIN SIZE	250mm	200mm	300mm																																							
Contractor <u>Dexter Construction</u> Inspected By <u>Trevor Carter - GENIVAR Inc.</u> Date <u>April 2011</u> Record Dwg. # <u>D09109-002 002</u>	Contractor _____ Inspected By _____ Date _____	Sanitary Type Pressurized <input type="checkbox"/> Gravity <input type="checkbox"/> Private Lift Lift: <input type="checkbox"/> Distance <input type="checkbox"/> Station Info.																																								
Insulation <input checked="" type="checkbox"/> Yes <input type="checkbox"/> No Rock <input type="checkbox"/> Yes <input type="checkbox"/> No Clay Plug <input type="checkbox"/> Yes <input type="checkbox"/> No Trace Wire <input checked="" type="checkbox"/> Yes <input type="checkbox"/> No Anode <input type="checkbox"/> Yes <input checked="" type="checkbox"/> No	Insulation <input type="checkbox"/> Yes <input type="checkbox"/> No Rock <input type="checkbox"/> Yes <input type="checkbox"/> No Clay Plug <input type="checkbox"/> Yes <input type="checkbox"/> No Foundation Drain Connected <input type="checkbox"/> Yes <input type="checkbox"/> No Rain Leaders Connected <input type="checkbox"/> Yes <input type="checkbox"/> No Trace Wire <input type="checkbox"/> Yes <input type="checkbox"/> No Sound Check <input type="checkbox"/> Yes <input type="checkbox"/> No																																									
 <p> UP24 Curb Stop To: UP23 = 16.4m UP24 = 29.9m Corp Stop To: UP23 = 10.4m UP24 = 30.5m San End To: UP23 = 17.3m UP24 = 30.3m </p>		PRIVATE TH10A TH10B TH10C TH10D TH10E																																								
		SEE BACK FOR ADDITIONAL NOTES →																																								

	HALIFAX WATER SERVICE LATERAL INFORMATION SHEET	Street <u>Maple Grove Avenue</u> Lot <u>TH 11A</u> Civic _____																																																																			
		SID# _____																																																																			
PUBLIC <table border="1" style="width:100%; border-collapse: collapse;"> <thead> <tr> <th></th> <th>Water</th> <th>Sanitary</th> <th>Storm</th> </tr> </thead> <tbody> <tr> <td>LENGTH</td> <td>7.36m</td> <td>11.11m</td> <td>—</td> </tr> <tr> <td>MATERIAL</td> <td>Polyethylene</td> <td>PVC DR28</td> <td>PVC DR35</td> </tr> <tr> <td>SIZE</td> <td>25mm</td> <td>125mm</td> <td>125mm</td> </tr> <tr> <td>COLOUR</td> <td>Blue</td> <td>White</td> <td>Green</td> </tr> <tr> <td>DEPTH @ MAIN</td> <td>1.8m</td> <td>2.9m</td> <td>—</td> </tr> <tr> <td>DEPTH @ ST. LINE</td> <td>1.6m</td> <td>2.5m</td> <td>—</td> </tr> <tr> <td>ELEV @ MAIN</td> <td>109.42</td> <td>108.33</td> <td>—</td> </tr> <tr> <td>ELEV @ ST. LINE</td> <td>109.77</td> <td>109.06</td> <td>—</td> </tr> <tr> <td>MAIN SIZE</td> <td>250mm</td> <td>250mm</td> <td>300mm</td> </tr> </tbody> </table> <p>Contractor <u>Dexter Construction</u> Inspected By <u>Trevor Carter - GENIVAR Inc.</u> Date <u>March 2011</u> Record Dwg. # <u>D09109-002002</u></p> <p>Insulation <input checked="" type="checkbox"/> Yes <input type="checkbox"/> No Rock <input type="checkbox"/> Yes <input type="checkbox"/> No Clay Plug <input type="checkbox"/> Yes <input type="checkbox"/> No Trace Wire <input checked="" type="checkbox"/> Yes <input type="checkbox"/> No Anode <input type="checkbox"/> Yes <input checked="" type="checkbox"/> No</p>		Water	Sanitary	Storm	LENGTH	7.36m	11.11m	—	MATERIAL	Polyethylene	PVC DR28	PVC DR35	SIZE	25mm	125mm	125mm	COLOUR	Blue	White	Green	DEPTH @ MAIN	1.8m	2.9m	—	DEPTH @ ST. LINE	1.6m	2.5m	—	ELEV @ MAIN	109.42	108.33	—	ELEV @ ST. LINE	109.77	109.06	—	MAIN SIZE	250mm	250mm	300mm	PRIVATE <table border="1" style="width:100%; border-collapse: collapse;"> <thead> <tr> <th></th> <th>Water</th> <th>Sanitary</th> <th>Storm</th> </tr> </thead> <tbody> <tr> <td>LENGTH</td> <td></td> <td></td> <td></td> </tr> <tr> <td>MATERIAL</td> <td></td> <td></td> <td></td> </tr> <tr> <td>SIZE</td> <td></td> <td></td> <td></td> </tr> <tr> <td>COLOUR</td> <td></td> <td></td> <td></td> </tr> <tr> <td>DEPTH @ ST. LINE</td> <td></td> <td></td> <td></td> </tr> <tr> <td>DEPTH @ BLDG</td> <td></td> <td></td> <td></td> </tr> </tbody> </table> <p>Contractor _____ Inspected By _____ Date _____</p> <p>Sanitary Type: Pressurized <input type="checkbox"/> Gravity <input type="checkbox"/> Private Lift Station Info: Lift: <input type="checkbox"/> Distance <input type="checkbox"/></p> <p>Insulation <input type="checkbox"/> Yes <input type="checkbox"/> No Rock <input type="checkbox"/> Yes <input type="checkbox"/> No Clay Plug <input type="checkbox"/> Yes <input type="checkbox"/> No Foundation Drain Connected <input type="checkbox"/> Yes <input type="checkbox"/> No Rain Leaders Connected <input type="checkbox"/> Yes <input type="checkbox"/> No Trace Wire <input type="checkbox"/> Yes <input type="checkbox"/> No Sound Check <input type="checkbox"/> Yes <input type="checkbox"/> No</p>		Water	Sanitary	Storm	LENGTH				MATERIAL				SIZE				COLOUR				DEPTH @ ST. LINE				DEPTH @ BLDG			
	Water	Sanitary	Storm																																																																		
LENGTH	7.36m	11.11m	—																																																																		
MATERIAL	Polyethylene	PVC DR28	PVC DR35																																																																		
SIZE	25mm	125mm	125mm																																																																		
COLOUR	Blue	White	Green																																																																		
DEPTH @ MAIN	1.8m	2.9m	—																																																																		
DEPTH @ ST. LINE	1.6m	2.5m	—																																																																		
ELEV @ MAIN	109.42	108.33	—																																																																		
ELEV @ ST. LINE	109.77	109.06	—																																																																		
MAIN SIZE	250mm	250mm	300mm																																																																		
	Water	Sanitary	Storm																																																																		
LENGTH																																																																					
MATERIAL																																																																					
SIZE																																																																					
COLOUR																																																																					
DEPTH @ ST. LINE																																																																					
DEPTH @ BLDG																																																																					
<p>UP23 ●</p> <p>Curb Stop To: UP23 = 15.6m UP22 = 31.1m</p> <p>Corp Stop To: UP23 = 10.2m UP22 = 28.9m</p> <p>San End To: UP23 = 16.7m UP22 = 32.0m</p> <p>551m</p> <p>UP22 ●</p>	<p style="text-align: center;">PUBLIC</p> <p>MHT 107 ● MHS107 ● ARV101 ●</p> <p>18.91m</p> <p>Storm</p> <p>Sanitary</p> <p>Water</p> <p>MHS116 ●</p>	<p style="text-align: center;">PRIVATE</p> <p>TH11A</p> <p>TH11B</p> <p>TH11C</p> <p>TH11D</p> <p>TH11E</p> <p style="text-align: right;">SEE BACK FOR ADDITIONAL NOTES →</p>																																																																			

	HALIFAX WATER SERVICE LATERAL INFORMATION SHEET	Street <u>Maple Grove Avenue</u>	Lot <u>TH 11 B</u> Civic _____
			SLID# _____

	PUBLIC			PRIVATE		
	Water	Sanitary	Storm	Water	Sanitary	Storm
LENGTH	7.1m	10.0m	✓			
MATERIAL	Polyethylene	PVC DR28	PVC DR35			
SIZE	25mm	125mm	125mm			
COLOUR	Blue	White	Green			
DEPTH @ MAIN	1.8m	2.9m	✓			
DEPTH @ ST. LINE	1.6m	2.5m	✓			
ELEV @ MAIN	109.45	108.31	✓			
ELEV @ ST. LINE	109.77	109.06	✓			
MAIN SIZE	250mm	250mm	300mm			

Contractor <u>Dexter Construction</u> Inspected By <u>Trevor Carter - GENIVAR Inc.</u> Date <u>March 2011</u> Record Dwg. # <u>09109-002002</u>	Sanitary Type Pressurized <input type="checkbox"/> Gravity <input type="checkbox"/> Private Lift Lift: <input type="checkbox"/> Distance <input type="checkbox"/> Station Info.
Insulation <input checked="" type="checkbox"/> Yes <input type="checkbox"/> No Rock <input type="checkbox"/> Yes <input type="checkbox"/> No Clay Plug <input type="checkbox"/> Yes <input type="checkbox"/> No Trace Wire <input checked="" type="checkbox"/> Yes <input type="checkbox"/> No Anode <input type="checkbox"/> Yes <input checked="" type="checkbox"/> No	Insulation <input type="checkbox"/> Yes <input type="checkbox"/> No Rock <input type="checkbox"/> Yes <input type="checkbox"/> No Clay Plug <input type="checkbox"/> Yes <input type="checkbox"/> No Foundation Drain Connected <input type="checkbox"/> Yes <input type="checkbox"/> No Rain Leaders Connected <input type="checkbox"/> Yes <input type="checkbox"/> No Trace Wire <input type="checkbox"/> Yes <input type="checkbox"/> No Sound Check <input type="checkbox"/> Yes <input type="checkbox"/> No

PUBLIC

PRIVATE

TH 11 A

TH 11 B

TH 11 C

TH 11 D


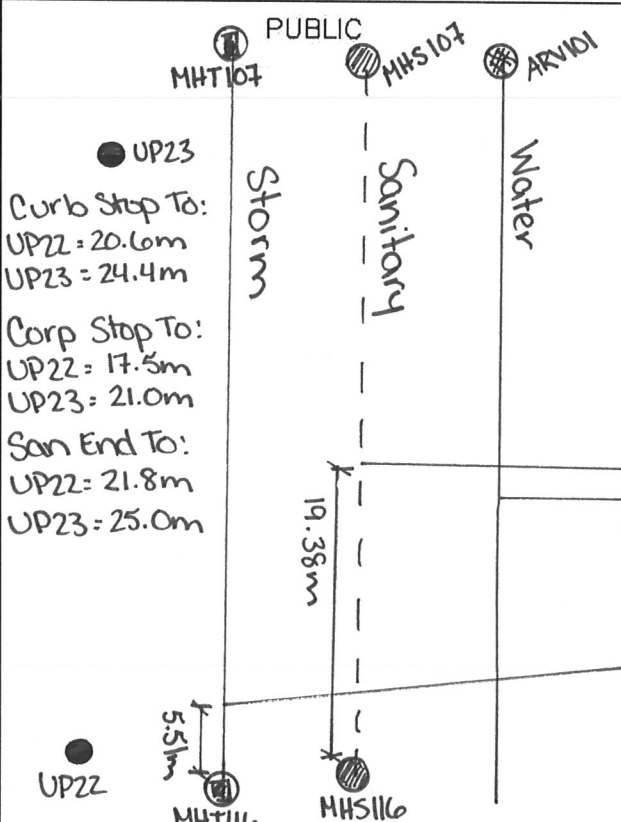
TH 11 E

SEE BACK FOR ADDITIONAL NOTES →


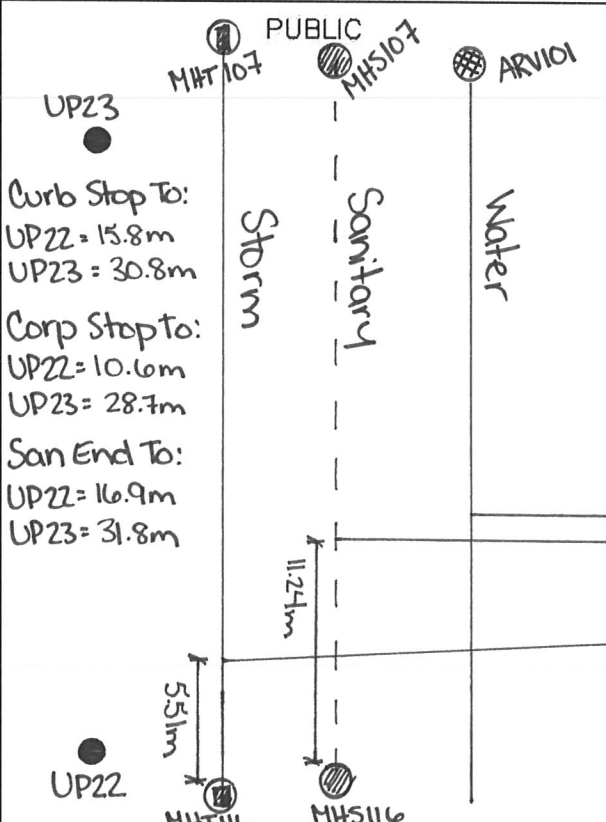
● UP23
Curb Stop To:
UP22 = 30.6m
UP23 = 15.8m


● UP22
Corp Stop To:
UP22 = 28.3m
UP23 = 10.7m


● San End To:
UP22 = 30.9m
UP23 = 17.1m


	HALIFAX WATER SERVICE LATERAL INFORMATION SHEET	Street <u>Maple Grove Avenue</u> Lot <u>TH11C</u> Civic _____																																																																			
		SLID# _____																																																																			
<p>PUBLIC</p> <table border="1" style="width:100%; border-collapse: collapse;"> <thead> <tr> <th></th> <th>Water</th> <th>Sanitary</th> <th>Storm</th> </tr> </thead> <tbody> <tr> <td>LENGTH</td> <td>6.96m</td> <td>10.06m</td> <td>—</td> </tr> <tr> <td>MATERIAL</td> <td>Polyethylene</td> <td>PVC DR28</td> <td>PVC DR35</td> </tr> <tr> <td>SIZE</td> <td>25mm</td> <td>125mm</td> <td>125mm</td> </tr> <tr> <td>COLOUR</td> <td>Blue</td> <td>White</td> <td>Green</td> </tr> <tr> <td>DEPTH @ MAIN</td> <td>1.7m</td> <td>3.0m</td> <td>—</td> </tr> <tr> <td>DEPTH @ ST. LINE</td> <td>1.6m</td> <td>1.4m</td> <td>—</td> </tr> <tr> <td>ELEV @ MAIN</td> <td>109.38</td> <td>108.16</td> <td>—</td> </tr> <tr> <td>ELEV @ ST. LINE</td> <td>109.63</td> <td>110.04</td> <td>—</td> </tr> <tr> <td>MAIN SIZE</td> <td>250mm</td> <td>250mm</td> <td>300mm</td> </tr> </tbody> </table> <p>Contractor <u>Dexter Construction</u> Inspected By <u>Trevor Carter - GENIVAR Inc.</u> Date <u>March 2011</u> Record Dwg. # <u>109109-002 002</u></p> <p> <input checked="" type="checkbox"/> Insulation Yes <input type="checkbox"/> No <input type="checkbox"/> Rock Yes <input type="checkbox"/> No <input type="checkbox"/> Clay Plug Yes <input type="checkbox"/> No <input checked="" type="checkbox"/> Trace Wire Yes <input type="checkbox"/> No <input type="checkbox"/> Anode Yes <input checked="" type="checkbox"/> No </p>		Water	Sanitary	Storm	LENGTH	6.96m	10.06m	—	MATERIAL	Polyethylene	PVC DR28	PVC DR35	SIZE	25mm	125mm	125mm	COLOUR	Blue	White	Green	DEPTH @ MAIN	1.7m	3.0m	—	DEPTH @ ST. LINE	1.6m	1.4m	—	ELEV @ MAIN	109.38	108.16	—	ELEV @ ST. LINE	109.63	110.04	—	MAIN SIZE	250mm	250mm	300mm	<p>PRIVATE</p> <table border="1" style="width:100%; border-collapse: collapse;"> <thead> <tr> <th></th> <th>Water</th> <th>Sanitary</th> <th>Storm</th> </tr> </thead> <tbody> <tr> <td>LENGTH</td> <td></td> <td></td> <td></td> </tr> <tr> <td>MATERIAL</td> <td></td> <td></td> <td></td> </tr> <tr> <td>SIZE</td> <td></td> <td></td> <td></td> </tr> <tr> <td>COLOUR</td> <td></td> <td></td> <td></td> </tr> <tr> <td>DEPTH @ ST. LINE</td> <td></td> <td></td> <td></td> </tr> <tr> <td>DEPTH @ BLDG</td> <td></td> <td></td> <td></td> </tr> </tbody> </table> <p> Contractor _____ Inspected By _____ Date _____ </p> <p> Sanitary Type Pressurized <input type="checkbox"/> <input type="checkbox"/> Gravity Private Lift Lift: <input type="checkbox"/> <input type="checkbox"/> Distance Station Info. </p> <p> Insulation <input type="checkbox"/> Yes <input type="checkbox"/> No Rock <input type="checkbox"/> Yes <input type="checkbox"/> No Clay Plug <input type="checkbox"/> Yes <input type="checkbox"/> No Foundation Drain Connected <input type="checkbox"/> Yes <input type="checkbox"/> No Rain Leaders Connected <input type="checkbox"/> Yes <input type="checkbox"/> No Trace Wire <input type="checkbox"/> Yes <input type="checkbox"/> No Sound Check <input type="checkbox"/> Yes <input type="checkbox"/> No </p>		Water	Sanitary	Storm	LENGTH				MATERIAL				SIZE				COLOUR				DEPTH @ ST. LINE				DEPTH @ BLDG			
	Water	Sanitary	Storm																																																																		
LENGTH	6.96m	10.06m	—																																																																		
MATERIAL	Polyethylene	PVC DR28	PVC DR35																																																																		
SIZE	25mm	125mm	125mm																																																																		
COLOUR	Blue	White	Green																																																																		
DEPTH @ MAIN	1.7m	3.0m	—																																																																		
DEPTH @ ST. LINE	1.6m	1.4m	—																																																																		
ELEV @ MAIN	109.38	108.16	—																																																																		
ELEV @ ST. LINE	109.63	110.04	—																																																																		
MAIN SIZE	250mm	250mm	300mm																																																																		
	Water	Sanitary	Storm																																																																		
LENGTH																																																																					
MATERIAL																																																																					
SIZE																																																																					
COLOUR																																																																					
DEPTH @ ST. LINE																																																																					
DEPTH @ BLDG																																																																					
<p> <input checked="" type="checkbox"/> UP23 Curb Stop To: UP22 = 20.6m UP23 = 24.4m Corp Stop To: UP22 = 17.5m UP23 = 21.0m San End To: UP22 = 21.8m UP23 = 25.0m </p> 	<p>PRIVATE</p> <p>TH11A</p> <p>TH11B</p> <p>TH11C</p> <p>TH11D</p> <p>TH11E</p> <p style="text-align: right;">SEE BACK FOR ADDITIONAL NOTES →</p>																																																																				

HALIFAX WATER SERVICE LATERAL INFORMATION SHEET		Street <u>Maple Grove Avenue</u> Lot <u>TH11D</u> Civic _____																																																																			
		SID# _____																																																																			
<table border="1" style="width:100%; border-collapse: collapse;"> <thead> <tr> <th></th> <th>Water</th> <th>Sanitary</th> <th>Storm</th> </tr> </thead> <tbody> <tr> <td>LENGTH</td> <td>6.87m</td> <td>10.1m</td> <td>—</td> </tr> <tr> <td>MATERIAL</td> <td>Polyethylene</td> <td>PVC DR28</td> <td>PVC DR35</td> </tr> <tr> <td>SIZE</td> <td>25mm</td> <td>125mm</td> <td>125mm</td> </tr> <tr> <td>COLOUR</td> <td>Blue</td> <td>White</td> <td>Green</td> </tr> <tr> <td>DEPTH @ MAIN</td> <td>1.8m</td> <td>3.0m</td> <td>—</td> </tr> <tr> <td>DEPTH @ ST. LINE</td> <td>1.7m</td> <td>1.3m</td> <td>—</td> </tr> <tr> <td>ELEV @ MAIN</td> <td>109.35</td> <td>108.14</td> <td>—</td> </tr> <tr> <td>ELEV @ ST. LINE</td> <td>109.60</td> <td>110.07</td> <td>—</td> </tr> <tr> <td>MAIN SIZE</td> <td>250mm</td> <td>250mm</td> <td>300mm</td> </tr> </tbody> </table> <p>Contractor <u>Dexter Construction</u> Inspected By <u>Trevor Carter - GENIVAR Inc.</u> Date <u>March 2011</u> Record Dwg. # <u>D09109-002 002</u></p> <p> <input checked="" type="checkbox"/> Insulation Yes <input type="checkbox"/> No <input type="checkbox"/> Rock Yes <input type="checkbox"/> No <input type="checkbox"/> Clay Plug Yes <input type="checkbox"/> No <input checked="" type="checkbox"/> Trace Wire Yes <input type="checkbox"/> No <input type="checkbox"/> Anode Yes <input checked="" type="checkbox"/> No </p>		Water	Sanitary	Storm	LENGTH	6.87m	10.1m	—	MATERIAL	Polyethylene	PVC DR28	PVC DR35	SIZE	25mm	125mm	125mm	COLOUR	Blue	White	Green	DEPTH @ MAIN	1.8m	3.0m	—	DEPTH @ ST. LINE	1.7m	1.3m	—	ELEV @ MAIN	109.35	108.14	—	ELEV @ ST. LINE	109.60	110.07	—	MAIN SIZE	250mm	250mm	300mm	<table border="1" style="width:100%; border-collapse: collapse;"> <thead> <tr> <th></th> <th>Water</th> <th>Sanitary</th> <th>Storm</th> </tr> </thead> <tbody> <tr> <td>LENGTH</td> <td></td> <td></td> <td></td> </tr> <tr> <td>MATERIAL</td> <td></td> <td></td> <td></td> </tr> <tr> <td>SIZE</td> <td></td> <td></td> <td></td> </tr> <tr> <td>COLOUR</td> <td></td> <td></td> <td></td> </tr> <tr> <td>DEPTH @ ST. LINE</td> <td></td> <td></td> <td></td> </tr> <tr> <td>DEPTH @ BLDG</td> <td></td> <td></td> <td></td> </tr> </tbody> </table> <p>Contractor _____ Inspected By _____ Date _____</p> <p>Sanitary Type: Pressurized <input type="checkbox"/> <input type="checkbox"/> Gravity Private Lift Station Info: Lift: <input type="checkbox"/> <input type="checkbox"/> Distance</p> <p> Insulation <input type="checkbox"/> Yes <input type="checkbox"/> No Rock <input type="checkbox"/> Yes <input type="checkbox"/> No Clay Plug <input type="checkbox"/> Yes <input type="checkbox"/> No Foundation Drain Connected <input type="checkbox"/> Yes <input type="checkbox"/> No Rain Leaders Connected <input type="checkbox"/> Yes <input type="checkbox"/> No Trace Wire <input type="checkbox"/> Yes <input type="checkbox"/> No Sound Check <input type="checkbox"/> Yes <input type="checkbox"/> No </p>		Water	Sanitary	Storm	LENGTH				MATERIAL				SIZE				COLOUR				DEPTH @ ST. LINE				DEPTH @ BLDG			
	Water	Sanitary	Storm																																																																		
LENGTH	6.87m	10.1m	—																																																																		
MATERIAL	Polyethylene	PVC DR28	PVC DR35																																																																		
SIZE	25mm	125mm	125mm																																																																		
COLOUR	Blue	White	Green																																																																		
DEPTH @ MAIN	1.8m	3.0m	—																																																																		
DEPTH @ ST. LINE	1.7m	1.3m	—																																																																		
ELEV @ MAIN	109.35	108.14	—																																																																		
ELEV @ ST. LINE	109.60	110.07	—																																																																		
MAIN SIZE	250mm	250mm	300mm																																																																		
	Water	Sanitary	Storm																																																																		
LENGTH																																																																					
MATERIAL																																																																					
SIZE																																																																					
COLOUR																																																																					
DEPTH @ ST. LINE																																																																					
DEPTH @ BLDG																																																																					
<p> <input checked="" type="checkbox"/> Insulation Yes <input type="checkbox"/> No <input type="checkbox"/> Rock Yes <input type="checkbox"/> No <input type="checkbox"/> Clay Plug Yes <input type="checkbox"/> No <input checked="" type="checkbox"/> Trace Wire Yes <input type="checkbox"/> No <input type="checkbox"/> Anode Yes <input checked="" type="checkbox"/> No </p>																																																																					
<p> PUBLIC MHT 107 MHS 107 ARV 101 UP23 Curb Stop To: UP22 = 20.3m UP23 = 24.7m Corp Stop To: UP22 = 17.0m UP23 = 21.5m San End To: UP22 = 21.2m UP23 = 25.9m 18.13m 5.51m UP22 MHT 116 MHS 116 </p>		<p style="text-align: center;">PRIVATE</p> <p style="text-align: center;">TH1A</p> <p style="text-align: center;">TH1B</p> <p style="text-align: center;">TH1C</p> <p style="text-align: center;">TH1D</p> <p style="text-align: center;">TH1E</p> <p style="text-align: right;">SEE BACK FOR ADDITIONAL NOTES →</p>																																																																			


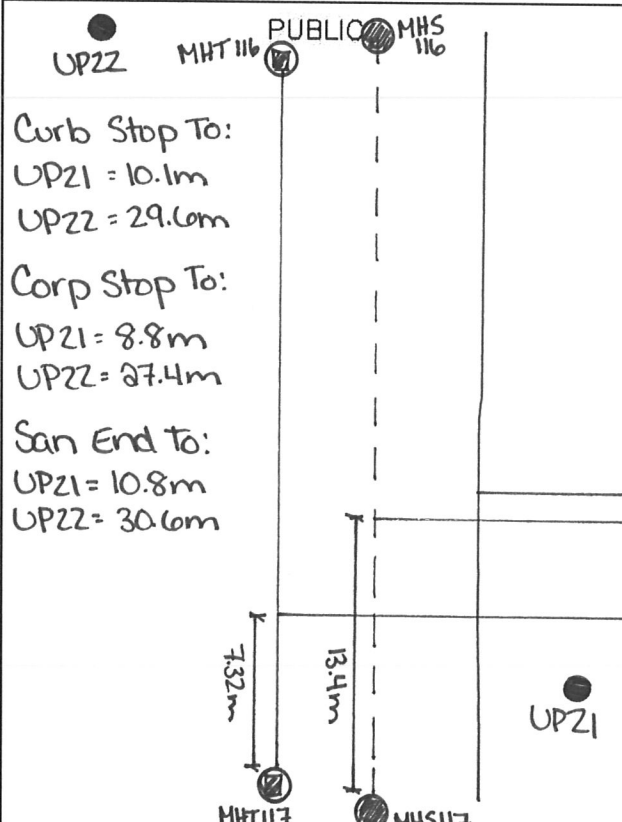
	HALIFAX WATER SERVICE LATERAL INFORMATION SHEET	Street <u>Maple Grove Avenue</u> Lot <u>TH11E</u> Civic _____																																																																																
		SLID# _____																																																																																
<p>PUBLIC</p> <table border="1" style="width:100%; border-collapse: collapse;"> <thead> <tr> <th></th> <th>Water</th> <th>Sanitary</th> <th>Storm</th> </tr> </thead> <tbody> <tr> <td>LENGTH</td> <td>6.80m</td> <td>10.03m</td> <td>11.51m</td> </tr> <tr> <td>MATERIAL</td> <td>Polyethylene</td> <td>PVC DR28</td> <td>PVC DR35</td> </tr> <tr> <td>SIZE</td> <td>25mm</td> <td>125mm</td> <td>125mm</td> </tr> <tr> <td>COLOUR</td> <td>Blue</td> <td>White</td> <td>Green</td> </tr> <tr> <td>DEPTH @ MAIN</td> <td>1.8m</td> <td>3.0m</td> <td>2.9m</td> </tr> <tr> <td>DEPTH @ ST. LINE</td> <td>1.7m</td> <td>2.3m</td> <td>1.9m</td> </tr> <tr> <td>ELEV @ MAIN</td> <td>109.23</td> <td>108.02</td> <td>108.06</td> </tr> <tr> <td>ELEV @ ST. LINE</td> <td>109.46</td> <td>108.96</td> <td>109.18</td> </tr> <tr> <td>MAIN SIZE</td> <td>250mm</td> <td>250mm</td> <td>300mm</td> </tr> </tbody> </table> <p>Contractor <u>Dexter Construction</u> Inspected By <u>Trevor Carter - GENIVAR Inc.</u> Date <u>March 2011</u> Record Dwg. # <u>D09109-002 002</u></p> <table style="width:100%;"> <tr> <td>Insulation <input checked="" type="checkbox"/> Yes <input type="checkbox"/> No</td> <td>Rock <input type="checkbox"/> Yes <input type="checkbox"/> No</td> <td>Clay Plug <input type="checkbox"/> Yes <input type="checkbox"/> No</td> <td>Trace Wire <input checked="" type="checkbox"/> Yes <input type="checkbox"/> No</td> <td>Anode <input type="checkbox"/> Yes <input checked="" type="checkbox"/> No</td> </tr> </table>			Water	Sanitary	Storm	LENGTH	6.80m	10.03m	11.51m	MATERIAL	Polyethylene	PVC DR28	PVC DR35	SIZE	25mm	125mm	125mm	COLOUR	Blue	White	Green	DEPTH @ MAIN	1.8m	3.0m	2.9m	DEPTH @ ST. LINE	1.7m	2.3m	1.9m	ELEV @ MAIN	109.23	108.02	108.06	ELEV @ ST. LINE	109.46	108.96	109.18	MAIN SIZE	250mm	250mm	300mm	Insulation <input checked="" type="checkbox"/> Yes <input type="checkbox"/> No	Rock <input type="checkbox"/> Yes <input type="checkbox"/> No	Clay Plug <input type="checkbox"/> Yes <input type="checkbox"/> No	Trace Wire <input checked="" type="checkbox"/> Yes <input type="checkbox"/> No	Anode <input type="checkbox"/> Yes <input checked="" type="checkbox"/> No	<p>PRIVATE</p> <table border="1" style="width:100%; border-collapse: collapse;"> <thead> <tr> <th></th> <th>Water</th> <th>Sanitary</th> <th>Storm</th> </tr> </thead> <tbody> <tr><td>LENGTH</td><td></td><td></td><td></td></tr> <tr><td>MATERIAL</td><td></td><td></td><td></td></tr> <tr><td>SIZE</td><td></td><td></td><td></td></tr> <tr><td>COLOUR</td><td></td><td></td><td></td></tr> <tr><td>DEPTH @ ST. LINE</td><td></td><td></td><td></td></tr> <tr><td>DEPTH @ BLDG</td><td></td><td></td><td></td></tr> </tbody> </table> <p>Contractor _____ Inspected By _____ Date _____</p> <p>Sanitary Type: Pressurized <input type="checkbox"/> Gravity <input type="checkbox"/> Private Lift Station Info: Lift: <input type="checkbox"/> Distance <input type="checkbox"/></p> <table style="width:100%;"> <tr> <td>Insulation <input type="checkbox"/> Yes <input type="checkbox"/> No</td> <td>Rock <input type="checkbox"/> Yes <input type="checkbox"/> No</td> <td>Clay Plug <input type="checkbox"/> Yes <input type="checkbox"/> No</td> <td>Foundation Drain Connected <input type="checkbox"/> Yes <input type="checkbox"/> No</td> <td>Rain Leaders Connected <input type="checkbox"/> Yes <input type="checkbox"/> No</td> <td>Trace Wire <input type="checkbox"/> Yes <input type="checkbox"/> No</td> <td>Sound Check <input type="checkbox"/> Yes <input type="checkbox"/> No</td> </tr> </table>		Water	Sanitary	Storm	LENGTH				MATERIAL				SIZE				COLOUR				DEPTH @ ST. LINE				DEPTH @ BLDG				Insulation <input type="checkbox"/> Yes <input type="checkbox"/> No	Rock <input type="checkbox"/> Yes <input type="checkbox"/> No	Clay Plug <input type="checkbox"/> Yes <input type="checkbox"/> No	Foundation Drain Connected <input type="checkbox"/> Yes <input type="checkbox"/> No	Rain Leaders Connected <input type="checkbox"/> Yes <input type="checkbox"/> No	Trace Wire <input type="checkbox"/> Yes <input type="checkbox"/> No	Sound Check <input type="checkbox"/> Yes <input type="checkbox"/> No
	Water	Sanitary	Storm																																																																															
LENGTH	6.80m	10.03m	11.51m																																																																															
MATERIAL	Polyethylene	PVC DR28	PVC DR35																																																																															
SIZE	25mm	125mm	125mm																																																																															
COLOUR	Blue	White	Green																																																																															
DEPTH @ MAIN	1.8m	3.0m	2.9m																																																																															
DEPTH @ ST. LINE	1.7m	2.3m	1.9m																																																																															
ELEV @ MAIN	109.23	108.02	108.06																																																																															
ELEV @ ST. LINE	109.46	108.96	109.18																																																																															
MAIN SIZE	250mm	250mm	300mm																																																																															
Insulation <input checked="" type="checkbox"/> Yes <input type="checkbox"/> No	Rock <input type="checkbox"/> Yes <input type="checkbox"/> No	Clay Plug <input type="checkbox"/> Yes <input type="checkbox"/> No	Trace Wire <input checked="" type="checkbox"/> Yes <input type="checkbox"/> No	Anode <input type="checkbox"/> Yes <input checked="" type="checkbox"/> No																																																																														
	Water	Sanitary	Storm																																																																															
LENGTH																																																																																		
MATERIAL																																																																																		
SIZE																																																																																		
COLOUR																																																																																		
DEPTH @ ST. LINE																																																																																		
DEPTH @ BLDG																																																																																		
Insulation <input type="checkbox"/> Yes <input type="checkbox"/> No	Rock <input type="checkbox"/> Yes <input type="checkbox"/> No	Clay Plug <input type="checkbox"/> Yes <input type="checkbox"/> No	Foundation Drain Connected <input type="checkbox"/> Yes <input type="checkbox"/> No	Rain Leaders Connected <input type="checkbox"/> Yes <input type="checkbox"/> No	Trace Wire <input type="checkbox"/> Yes <input type="checkbox"/> No	Sound Check <input type="checkbox"/> Yes <input type="checkbox"/> No																																																																												
<p>Diagram:</p>  <p>UP23 Curb Stop To: UP22 = 15.8m UP23 = 30.8m Corp Stop To: UP22 = 10.6m UP23 = 28.7m San End To: UP22 = 16.9m UP23 = 31.8m</p> <p>Storm Sanitary Water</p> <p>MHT107 PUBLIC MHT116 ARV101</p> <p>531m 1124m</p>		<p>PRIVATE</p> <p>TH11A TH11B TH11C TH11D TH11E</p> <p>SEE BACK FOR ADDITIONAL NOTES →</p>																																																																																


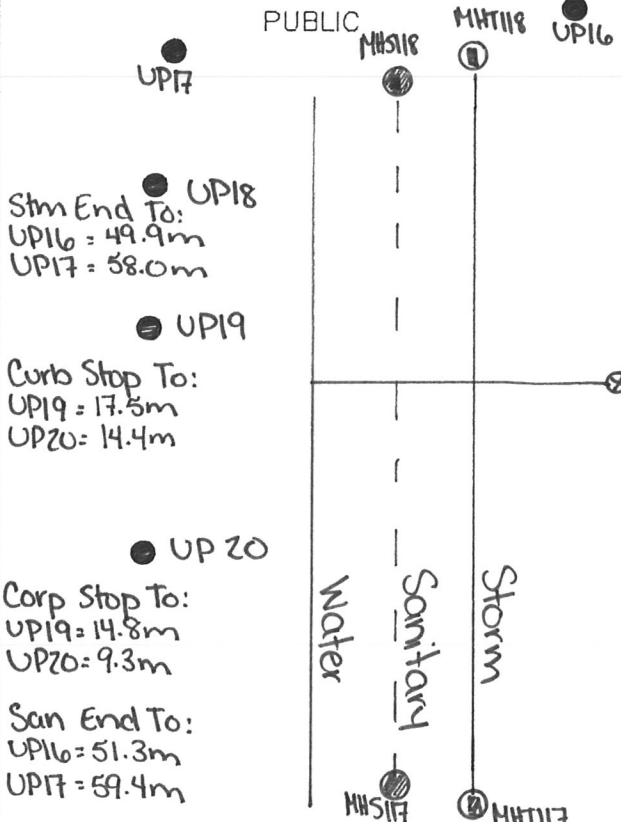
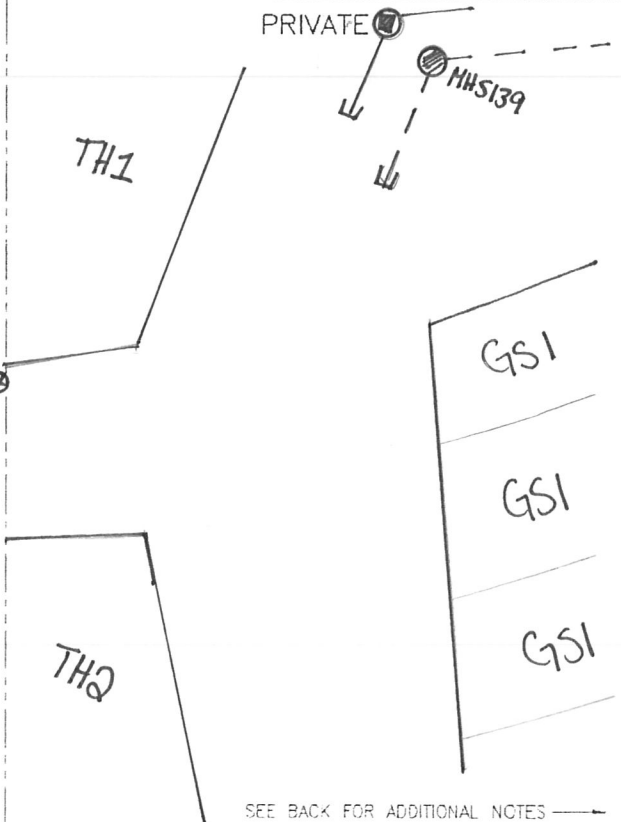
	<p>HALIFAX WATER SERVICE LATERAL INFORMATION SHEET</p>	<p>Street <u>Maple Grove Avenue</u> Lot <u>12A</u> Civic _____</p>																																																																					
<p>PUBLIC</p> <table border="1" style="width:100%; border-collapse: collapse;"> <thead> <tr> <th></th> <th>Water</th> <th>Sanitary</th> <th>Storm</th> </tr> </thead> <tbody> <tr> <td>LENGTH</td> <td>7.31m</td> <td>11.0m</td> <td>—</td> </tr> <tr> <td>MATERIAL</td> <td>Polyethylene</td> <td>PVC DR28</td> <td>PVC DR35</td> </tr> <tr> <td>SIZE</td> <td>25mm</td> <td>125mm</td> <td>125mm</td> </tr> <tr> <td>COLOUR</td> <td>Blue</td> <td>White</td> <td>Green</td> </tr> <tr> <td>DEPTH @ MAIN</td> <td>1.8m</td> <td>3.1m</td> <td>—</td> </tr> <tr> <td>DEPTH @ ST. LINE</td> <td>1.7m</td> <td>2.2m</td> <td>—</td> </tr> <tr> <td>ELEV @ MAIN</td> <td>108.83</td> <td>107.58</td> <td>—</td> </tr> <tr> <td>ELEV @ ST. LINE</td> <td>109.11</td> <td>108.66</td> <td>—</td> </tr> <tr> <td>MAIN SIZE</td> <td>250mm</td> <td>250mm</td> <td>300mm</td> </tr> </tbody> </table> <p>Contractor <u>Dexter Construction</u> Inspected By <u>Trevor Carter - GENIVAR Inc.</u> Date <u>March 2011</u> Record Dwg. # <u>009109-002 002</u></p> <p>Insulation <input checked="" type="checkbox"/> Yes <input type="checkbox"/> No Rock <input type="checkbox"/> Yes <input type="checkbox"/> No Clay Plug <input type="checkbox"/> Yes <input type="checkbox"/> No Trace Wire <input checked="" type="checkbox"/> Yes <input type="checkbox"/> No Anode <input type="checkbox"/> Yes <input checked="" type="checkbox"/> No</p>			Water	Sanitary	Storm	LENGTH	7.31m	11.0m	—	MATERIAL	Polyethylene	PVC DR28	PVC DR35	SIZE	25mm	125mm	125mm	COLOUR	Blue	White	Green	DEPTH @ MAIN	1.8m	3.1m	—	DEPTH @ ST. LINE	1.7m	2.2m	—	ELEV @ MAIN	108.83	107.58	—	ELEV @ ST. LINE	109.11	108.66	—	MAIN SIZE	250mm	250mm	300mm	<p style="text-align: right;">SLID# _____</p> <p>PRIVATE</p> <table border="1" style="width:100%; border-collapse: collapse;"> <thead> <tr> <th></th> <th>Water</th> <th>Sanitary</th> <th>Storm</th> </tr> </thead> <tbody> <tr><td>LENGTH</td><td></td><td></td><td></td></tr> <tr><td>MATERIAL</td><td></td><td></td><td></td></tr> <tr><td>SIZE</td><td></td><td></td><td></td></tr> <tr><td>COLOUR</td><td></td><td></td><td></td></tr> <tr><td>DEPTH @ ST. LINE</td><td></td><td></td><td></td></tr> <tr><td>DEPTH @ BLDG</td><td></td><td></td><td></td></tr> </tbody> </table> <p>Contractor _____ Inspected By _____ Date _____</p> <p>Sanitary Type Pressurized <input type="checkbox"/> Gravity <input type="checkbox"/> Private Lift Station Info. Lift: <input type="checkbox"/> Distance <input type="checkbox"/></p> <p>Insulation <input type="checkbox"/> Yes <input type="checkbox"/> No Rock <input type="checkbox"/> Yes <input type="checkbox"/> No Clay Plug <input type="checkbox"/> Yes <input type="checkbox"/> No Foundation Drain Connected <input type="checkbox"/> Yes <input type="checkbox"/> No Rain Leaders Connected <input type="checkbox"/> Yes <input type="checkbox"/> No Trace Wire <input type="checkbox"/> Yes <input type="checkbox"/> No Sound Check <input type="checkbox"/> Yes <input type="checkbox"/> No</p>			Water	Sanitary	Storm	LENGTH				MATERIAL				SIZE				COLOUR				DEPTH @ ST. LINE				DEPTH @ BLDG			
	Water	Sanitary	Storm																																																																				
LENGTH	7.31m	11.0m	—																																																																				
MATERIAL	Polyethylene	PVC DR28	PVC DR35																																																																				
SIZE	25mm	125mm	125mm																																																																				
COLOUR	Blue	White	Green																																																																				
DEPTH @ MAIN	1.8m	3.1m	—																																																																				
DEPTH @ ST. LINE	1.7m	2.2m	—																																																																				
ELEV @ MAIN	108.83	107.58	—																																																																				
ELEV @ ST. LINE	109.11	108.66	—																																																																				
MAIN SIZE	250mm	250mm	300mm																																																																				
	Water	Sanitary	Storm																																																																				
LENGTH																																																																							
MATERIAL																																																																							
SIZE																																																																							
COLOUR																																																																							
DEPTH @ ST. LINE																																																																							
DEPTH @ BLDG																																																																							
<p>UP22 MHT116 PUBLIC MHS116</p> <p>Curb Stop To: UP21= 28.4m UP22= 15.4m</p> <p>Corp Stop To: UP21= 27.2m UP22= 10.2m</p> <p>San End To: UP21= 29.0m UP22= 16.5m</p> <p>Storm Sanitary Water</p> <p>4.62m</p> <p>7.32m</p> <p>MHT117 MHS117 UP21</p>		<p style="text-align: center;">PRIVATE</p> <p style="text-align: center;">TH12A</p> <hr/> <p style="text-align: center;">TH12B</p> <hr/> <p style="text-align: center;">TH12C</p> <hr/> <p style="text-align: center;">TH12D</p> <hr/> <p style="text-align: center;">TH12E</p> <hr/> <p style="text-align: right;">SEE BACK FOR ADDITIONAL NOTES →</p>																																																																					


	HALIFAX WATER SERVICE LATERAL INFORMATION SHEET	Street <u>Maple Grove Avenue</u> Lot <u>TH12B</u> Civic _____																																																																			
		SID# _____																																																																			
PUBLIC <table border="1" style="width:100%; border-collapse: collapse; margin-top: 10px;"> <thead> <tr> <th></th> <th>Water</th> <th>Sanitary</th> <th>Storm</th> </tr> </thead> <tbody> <tr> <td>LENGTH</td> <td>8.22m</td> <td>11.2m</td> <td>—</td> </tr> <tr> <td>MATERIAL</td> <td>Polyethylene</td> <td>PVC DR28</td> <td>PVC DR35</td> </tr> <tr> <td>SIZE</td> <td>25mm</td> <td>125mm</td> <td>125mm</td> </tr> <tr> <td>COLOUR</td> <td>Blue</td> <td>White</td> <td>Green</td> </tr> <tr> <td>DEPTH @ MAIN</td> <td>1.8m</td> <td>3.1m</td> <td>—</td> </tr> <tr> <td>DEPTH @ ST. LINE</td> <td>1.6m</td> <td>2.3m</td> <td>—</td> </tr> <tr> <td>ELEV @ MAIN</td> <td>108.71</td> <td>107.37</td> <td>—</td> </tr> <tr> <td>ELEV @ ST. LINE</td> <td>109.00</td> <td>108.41</td> <td>—</td> </tr> <tr> <td>MAIN SIZE</td> <td>250mm</td> <td>250mm</td> <td>300mm</td> </tr> </tbody> </table> <p>Contractor <u>Dexter Construction</u> Inspected By <u>Trevor Carter - GENIVAR Inc.</u> Date <u>March 2011</u> Record Dwg. # <u>D09109-002 002</u></p> <p> Insulation <input checked="" type="checkbox"/> Yes <input type="checkbox"/> No Rock <input type="checkbox"/> Yes <input type="checkbox"/> No Clay Plug <input type="checkbox"/> Yes <input type="checkbox"/> No Trace Wire <input checked="" type="checkbox"/> Yes <input type="checkbox"/> No Anode <input type="checkbox"/> Yes <input checked="" type="checkbox"/> No </p>		Water	Sanitary	Storm	LENGTH	8.22m	11.2m	—	MATERIAL	Polyethylene	PVC DR28	PVC DR35	SIZE	25mm	125mm	125mm	COLOUR	Blue	White	Green	DEPTH @ MAIN	1.8m	3.1m	—	DEPTH @ ST. LINE	1.6m	2.3m	—	ELEV @ MAIN	108.71	107.37	—	ELEV @ ST. LINE	109.00	108.41	—	MAIN SIZE	250mm	250mm	300mm	PRIVATE <table border="1" style="width:100%; border-collapse: collapse; margin-top: 10px;"> <thead> <tr> <th></th> <th>Water</th> <th>Sanitary</th> <th>Storm</th> </tr> </thead> <tbody> <tr><td>LENGTH</td><td></td><td></td><td></td></tr> <tr><td>MATERIAL</td><td></td><td></td><td></td></tr> <tr><td>SIZE</td><td></td><td></td><td></td></tr> <tr><td>COLOUR</td><td></td><td></td><td></td></tr> <tr><td>DEPTH @ ST. LINE</td><td></td><td></td><td></td></tr> <tr><td>DEPTH @ BLDG</td><td></td><td></td><td></td></tr> </tbody> </table> <p>Contractor _____ Inspected By _____ Date _____</p> <p>Sanitary Type: Pressurized <input type="checkbox"/> Gravity <input type="checkbox"/> Private Lift Station Info: Lift: <input type="checkbox"/> Distance <input type="checkbox"/></p> <p> Insulation <input type="checkbox"/> Yes <input type="checkbox"/> No Rock <input type="checkbox"/> Yes <input type="checkbox"/> No Clay Plug <input type="checkbox"/> Yes <input type="checkbox"/> No Foundation Drain Connected <input type="checkbox"/> Yes <input type="checkbox"/> No Rain Leaders Connected <input type="checkbox"/> Yes <input type="checkbox"/> No Trace Wire <input type="checkbox"/> Yes <input type="checkbox"/> No Sound Check <input type="checkbox"/> Yes <input type="checkbox"/> No </p>		Water	Sanitary	Storm	LENGTH				MATERIAL				SIZE				COLOUR				DEPTH @ ST. LINE				DEPTH @ BLDG			
	Water	Sanitary	Storm																																																																		
LENGTH	8.22m	11.2m	—																																																																		
MATERIAL	Polyethylene	PVC DR28	PVC DR35																																																																		
SIZE	25mm	125mm	125mm																																																																		
COLOUR	Blue	White	Green																																																																		
DEPTH @ MAIN	1.8m	3.1m	—																																																																		
DEPTH @ ST. LINE	1.6m	2.3m	—																																																																		
ELEV @ MAIN	108.71	107.37	—																																																																		
ELEV @ ST. LINE	109.00	108.41	—																																																																		
MAIN SIZE	250mm	250mm	300mm																																																																		
	Water	Sanitary	Storm																																																																		
LENGTH																																																																					
MATERIAL																																																																					
SIZE																																																																					
COLOUR																																																																					
DEPTH @ ST. LINE																																																																					
DEPTH @ BLDG																																																																					
<p>UP22 MHT 116 PUBLIC MHS 116</p> <p>Curb Stop To: UP21 = 21.1m UP22 = 19.5m</p> <p>Corp Stop To: UP21 = 21.3m UP22 = 15.1m</p> <p>San End To: UP21 = 22.8m UP22 = 20.4m</p> <p>Storm Sanitary Water</p> <p>10.04m</p> <p>7.32m</p> <p>MHT 111 MHS 111 UP21</p>	<p>PRIVATE</p> <p>TH12A</p> <p>TH12B</p> <p>TH12C</p> <p>TH12D</p> <p>TH12E</p> <p style="text-align: right;">SEE BACK FOR ADDITIONAL NOTES →</p>																																																																				

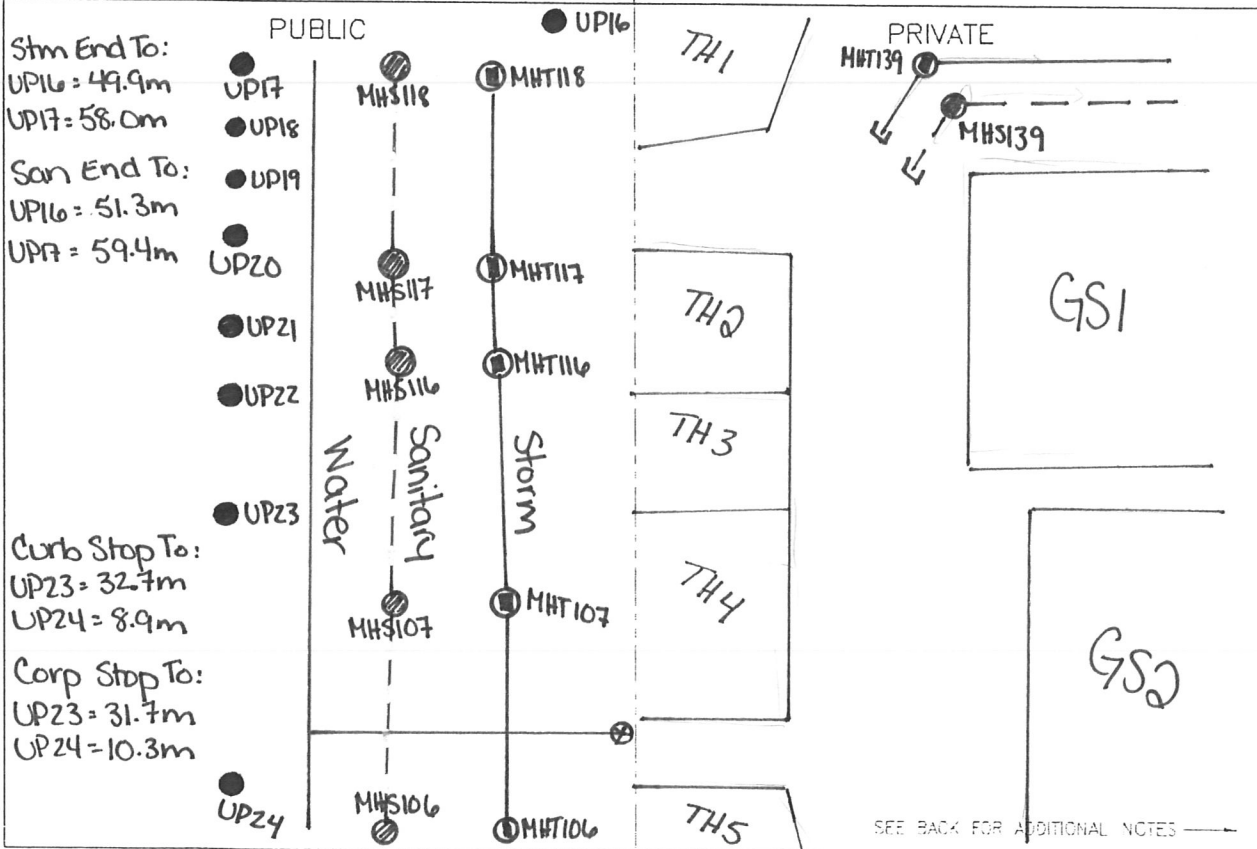
	HALIFAX WATER SERVICE LATERAL INFORMATION SHEET	Street <u>Maple Grove Avenue</u> Lot <u>TH12C</u> Civic _____																																																																																																							
		SID# _____																																																																																																							
PUBLIC <table border="1" style="width:100%; border-collapse: collapse; margin-top: 10px;"> <thead> <tr> <th></th> <th>Water</th> <th>Sanitary</th> <th>Storm</th> </tr> </thead> <tbody> <tr> <td>LENGTH</td> <td>8.26m</td> <td>11.27m</td> <td>✓</td> </tr> <tr> <td>MATERIAL</td> <td>Polyethylene</td> <td>PVC DR28</td> <td>PVC DR35</td> </tr> <tr> <td>SIZE</td> <td>25mm</td> <td>125mm</td> <td>125mm</td> </tr> <tr> <td>COLOUR</td> <td>Blue</td> <td>White</td> <td>Green</td> </tr> <tr> <td>DEPTH @ MAIN</td> <td>1.8m</td> <td>2.9m</td> <td>✓</td> </tr> <tr> <td>DEPTH @ ST. LINE</td> <td>1.6m</td> <td>2.3m</td> <td>✓</td> </tr> <tr> <td>ELEV @ MAIN</td> <td>108.64</td> <td>107.54</td> <td>✓</td> </tr> <tr> <td>ELEV @ ST. LINE</td> <td>109.00</td> <td>108.41</td> <td>✓</td> </tr> <tr> <td>MAIN SIZE</td> <td>250mm</td> <td>250mm</td> <td>300mm</td> </tr> </tbody> </table> <p>Contractor <u>Dexter Construction</u> Inspected By <u>Trevor Carter - GENIVAR Inc.</u> Date <u>March 2011</u> Record Dwg. # <u>109109-002 002</u></p> <table style="width:100%; margin-top: 10px;"> <tr> <td>Insulation</td> <td><input checked="" type="checkbox"/> Yes</td> <td><input type="checkbox"/> No</td> </tr> <tr> <td>Rock</td> <td><input type="checkbox"/> Yes</td> <td><input type="checkbox"/> No</td> </tr> <tr> <td>Clay Plug</td> <td><input type="checkbox"/> Yes</td> <td><input type="checkbox"/> No</td> </tr> <tr> <td>Trace Wire</td> <td><input checked="" type="checkbox"/> Yes</td> <td><input type="checkbox"/> No</td> </tr> <tr> <td>Anode</td> <td><input type="checkbox"/> Yes</td> <td><input checked="" type="checkbox"/> No</td> </tr> </table>		Water	Sanitary	Storm	LENGTH	8.26m	11.27m	✓	MATERIAL	Polyethylene	PVC DR28	PVC DR35	SIZE	25mm	125mm	125mm	COLOUR	Blue	White	Green	DEPTH @ MAIN	1.8m	2.9m	✓	DEPTH @ ST. LINE	1.6m	2.3m	✓	ELEV @ MAIN	108.64	107.54	✓	ELEV @ ST. LINE	109.00	108.41	✓	MAIN SIZE	250mm	250mm	300mm	Insulation	<input checked="" type="checkbox"/> Yes	<input type="checkbox"/> No	Rock	<input type="checkbox"/> Yes	<input type="checkbox"/> No	Clay Plug	<input type="checkbox"/> Yes	<input type="checkbox"/> No	Trace Wire	<input checked="" type="checkbox"/> Yes	<input type="checkbox"/> No	Anode	<input type="checkbox"/> Yes	<input checked="" type="checkbox"/> No	PRIVATE <table border="1" style="width:100%; border-collapse: collapse; margin-top: 10px;"> <thead> <tr> <th></th> <th>Water</th> <th>Sanitary</th> <th>Storm</th> </tr> </thead> <tbody> <tr><td>LENGTH</td><td></td><td></td><td></td></tr> <tr><td>MATERIAL</td><td></td><td></td><td></td></tr> <tr><td>SIZE</td><td></td><td></td><td></td></tr> <tr><td>COLOUR</td><td></td><td></td><td></td></tr> <tr><td>DEPTH @ ST. LINE</td><td></td><td></td><td></td></tr> <tr><td>DEPTH @ BLDG</td><td></td><td></td><td></td></tr> </tbody> </table> <p>Contractor _____ Inspected By _____ Date _____</p> <p>Sanitary Type: Pressurized <input type="checkbox"/> Gravity <input type="checkbox"/> Private Lift Station Info: Lift: <input type="checkbox"/> Distance <input type="checkbox"/></p> <table style="width:100%; margin-top: 10px;"> <tr> <td>Insulation</td> <td><input type="checkbox"/> Yes</td> <td><input type="checkbox"/> No</td> </tr> <tr> <td>Rock</td> <td><input type="checkbox"/> Yes</td> <td><input type="checkbox"/> No</td> </tr> <tr> <td>Clay Plug</td> <td><input type="checkbox"/> Yes</td> <td><input type="checkbox"/> No</td> </tr> <tr> <td>Foundation Drain Connected</td> <td><input type="checkbox"/> Yes</td> <td><input type="checkbox"/> No</td> </tr> <tr> <td>Rain Leaders Connected</td> <td><input type="checkbox"/> Yes</td> <td><input type="checkbox"/> No</td> </tr> <tr> <td>Trace Wire</td> <td><input type="checkbox"/> Yes</td> <td><input type="checkbox"/> No</td> </tr> <tr> <td>Sound Check</td> <td><input type="checkbox"/> Yes</td> <td><input type="checkbox"/> No</td> </tr> </table>		Water	Sanitary	Storm	LENGTH				MATERIAL				SIZE				COLOUR				DEPTH @ ST. LINE				DEPTH @ BLDG				Insulation	<input type="checkbox"/> Yes	<input type="checkbox"/> No	Rock	<input type="checkbox"/> Yes	<input type="checkbox"/> No	Clay Plug	<input type="checkbox"/> Yes	<input type="checkbox"/> No	Foundation Drain Connected	<input type="checkbox"/> Yes	<input type="checkbox"/> No	Rain Leaders Connected	<input type="checkbox"/> Yes	<input type="checkbox"/> No	Trace Wire	<input type="checkbox"/> Yes	<input type="checkbox"/> No	Sound Check	<input type="checkbox"/> Yes	<input type="checkbox"/> No
	Water	Sanitary	Storm																																																																																																						
LENGTH	8.26m	11.27m	✓																																																																																																						
MATERIAL	Polyethylene	PVC DR28	PVC DR35																																																																																																						
SIZE	25mm	125mm	125mm																																																																																																						
COLOUR	Blue	White	Green																																																																																																						
DEPTH @ MAIN	1.8m	2.9m	✓																																																																																																						
DEPTH @ ST. LINE	1.6m	2.3m	✓																																																																																																						
ELEV @ MAIN	108.64	107.54	✓																																																																																																						
ELEV @ ST. LINE	109.00	108.41	✓																																																																																																						
MAIN SIZE	250mm	250mm	300mm																																																																																																						
Insulation	<input checked="" type="checkbox"/> Yes	<input type="checkbox"/> No																																																																																																							
Rock	<input type="checkbox"/> Yes	<input type="checkbox"/> No																																																																																																							
Clay Plug	<input type="checkbox"/> Yes	<input type="checkbox"/> No																																																																																																							
Trace Wire	<input checked="" type="checkbox"/> Yes	<input type="checkbox"/> No																																																																																																							
Anode	<input type="checkbox"/> Yes	<input checked="" type="checkbox"/> No																																																																																																							
	Water	Sanitary	Storm																																																																																																						
LENGTH																																																																																																									
MATERIAL																																																																																																									
SIZE																																																																																																									
COLOUR																																																																																																									
DEPTH @ ST. LINE																																																																																																									
DEPTH @ BLDG																																																																																																									
Insulation	<input type="checkbox"/> Yes	<input type="checkbox"/> No																																																																																																							
Rock	<input type="checkbox"/> Yes	<input type="checkbox"/> No																																																																																																							
Clay Plug	<input type="checkbox"/> Yes	<input type="checkbox"/> No																																																																																																							
Foundation Drain Connected	<input type="checkbox"/> Yes	<input type="checkbox"/> No																																																																																																							
Rain Leaders Connected	<input type="checkbox"/> Yes	<input type="checkbox"/> No																																																																																																							
Trace Wire	<input type="checkbox"/> Yes	<input type="checkbox"/> No																																																																																																							
Sound Check	<input type="checkbox"/> Yes	<input type="checkbox"/> No																																																																																																							
<p>UP22 MHT 116 PUBLIC MHS 116</p> <p>Curb Stop To: UP21 = 21.6m UP22 = 19.9m</p> <p>Corp Stop To: UP21 = 20.5m UP22 = 15.9m</p> <p>San End To: UP21 = 21.9m UP22 = 21.1m</p> <p>7.32m</p> <p>MHT 117 MHS 117 UP21</p>	<p style="text-align: center;">PRIVATE</p> <p style="text-align: center;">TH12A</p> <hr/> <p style="text-align: center;">TH12B</p> <hr/> <p style="text-align: center;">TH12C</p> <hr/> <p style="text-align: center;">TH12D</p> <hr/> <p style="text-align: center;">TH12E</p> <hr/> <p style="text-align: right;">SEE BACK FOR ADDITIONAL NOTES →</p>																																																																																																								

HALIFAX WATER SERVICE LATERAL INFORMATION SHEET		Street <u>Maple Grove Avenue</u> Lot <u>TH 12D</u> Civic _____																																																																			
		SLID# _____																																																																			
<p>PUBLIC</p> <table border="1" style="width:100%; border-collapse: collapse;"> <thead> <tr> <th></th> <th>Water</th> <th>Sanitary</th> <th>Storm</th> </tr> </thead> <tbody> <tr> <td>LENGTH</td> <td>8.62m</td> <td>11.75m</td> <td>—</td> </tr> <tr> <td>MATERIAL</td> <td>Polyethylene</td> <td>PVC DR28</td> <td>PVC DR35</td> </tr> <tr> <td>SIZE</td> <td>25mm</td> <td>125mm</td> <td>125mm</td> </tr> <tr> <td>COLOUR</td> <td>Blue</td> <td>White</td> <td>Green</td> </tr> <tr> <td>DEPTH @ MAIN</td> <td>1.8m</td> <td>3.3m</td> <td>—</td> </tr> <tr> <td>DEPTH @ ST. LINE</td> <td>1.6m</td> <td>2.3m</td> <td>—</td> </tr> <tr> <td>ELEV @ MAIN</td> <td>108.29</td> <td>106.87</td> <td>—</td> </tr> <tr> <td>ELEV @ ST. LINE</td> <td>108.67</td> <td>108.12</td> <td>—</td> </tr> <tr> <td>MAIN SIZE</td> <td>250mm</td> <td>250mm</td> <td>300mm</td> </tr> </tbody> </table> <p>Contractor <u>Dexter Construction</u> Inspected By <u>Trevor Carter - GENIVAR Inc.</u> Date <u>March 2011</u> Record Dwg. # <u>109109-002 002</u></p> <p> Insulation <input checked="" type="checkbox"/> Yes <input type="checkbox"/> No Rock <input type="checkbox"/> Yes <input type="checkbox"/> No Clay Plug <input type="checkbox"/> Yes <input type="checkbox"/> No Trace Wire <input checked="" type="checkbox"/> Yes <input type="checkbox"/> No Anode <input type="checkbox"/> Yes <input checked="" type="checkbox"/> No </p>		Water	Sanitary	Storm	LENGTH	8.62m	11.75m	—	MATERIAL	Polyethylene	PVC DR28	PVC DR35	SIZE	25mm	125mm	125mm	COLOUR	Blue	White	Green	DEPTH @ MAIN	1.8m	3.3m	—	DEPTH @ ST. LINE	1.6m	2.3m	—	ELEV @ MAIN	108.29	106.87	—	ELEV @ ST. LINE	108.67	108.12	—	MAIN SIZE	250mm	250mm	300mm	<p>PRIVATE</p> <table border="1" style="width:100%; border-collapse: collapse;"> <thead> <tr> <th></th> <th>Water</th> <th>Sanitary</th> <th>Storm</th> </tr> </thead> <tbody> <tr><td>LENGTH</td><td></td><td></td><td></td></tr> <tr><td>MATERIAL</td><td></td><td></td><td></td></tr> <tr><td>SIZE</td><td></td><td></td><td></td></tr> <tr><td>COLOUR</td><td></td><td></td><td></td></tr> <tr><td>DEPTH @ ST. LINE</td><td></td><td></td><td></td></tr> <tr><td>DEPTH @ BLDG</td><td></td><td></td><td></td></tr> </tbody> </table> <p>Contractor _____ Inspected By _____ Date _____</p> <p>Sanitary Type. Pressurized <input type="checkbox"/> Gravity <input type="checkbox"/> Private Lift Station Info. Lift: <input type="checkbox"/> Distance <input type="checkbox"/></p> <p> Insulation <input type="checkbox"/> Yes <input type="checkbox"/> No Rock <input type="checkbox"/> Yes <input type="checkbox"/> No Clay Plug <input type="checkbox"/> Yes <input type="checkbox"/> No Foundation Drain Connected <input type="checkbox"/> Yes <input type="checkbox"/> No Rain Leaders Connected <input type="checkbox"/> Yes <input type="checkbox"/> No Trace Wire <input type="checkbox"/> Yes <input type="checkbox"/> No Sound Check <input type="checkbox"/> Yes <input type="checkbox"/> No </p>		Water	Sanitary	Storm	LENGTH				MATERIAL				SIZE				COLOUR				DEPTH @ ST. LINE				DEPTH @ BLDG			
	Water	Sanitary	Storm																																																																		
LENGTH	8.62m	11.75m	—																																																																		
MATERIAL	Polyethylene	PVC DR28	PVC DR35																																																																		
SIZE	25mm	125mm	125mm																																																																		
COLOUR	Blue	White	Green																																																																		
DEPTH @ MAIN	1.8m	3.3m	—																																																																		
DEPTH @ ST. LINE	1.6m	2.3m	—																																																																		
ELEV @ MAIN	108.29	106.87	—																																																																		
ELEV @ ST. LINE	108.67	108.12	—																																																																		
MAIN SIZE	250mm	250mm	300mm																																																																		
	Water	Sanitary	Storm																																																																		
LENGTH																																																																					
MATERIAL																																																																					
SIZE																																																																					
COLOUR																																																																					
DEPTH @ ST. LINE																																																																					
DEPTH @ BLDG																																																																					
<p> UP22 MH116 PUBLIC MH116 Storm Sanitary Water </p> <p> Curb Stop To: UP21 = 10.5m UP22 = 29.2m </p> <p> Corp Stop To: UP21 = 9.4m UP22 = 26.9m </p> <p> San End To: UP21 = 11.6m UP22 = 29.8m </p> <p> 11.55m 7.32m MH117 MH118 UP21 </p>		<p>PRIVATE</p> <p>TH12A</p> <hr/> <p>TH12B</p> <hr/> <p>TH12C</p> <hr/> <p>TH12D</p> <hr/> <p>TH12E</p> <hr/> <p>SEE BACK FOR ADDITIONAL NOTES →</p>																																																																			


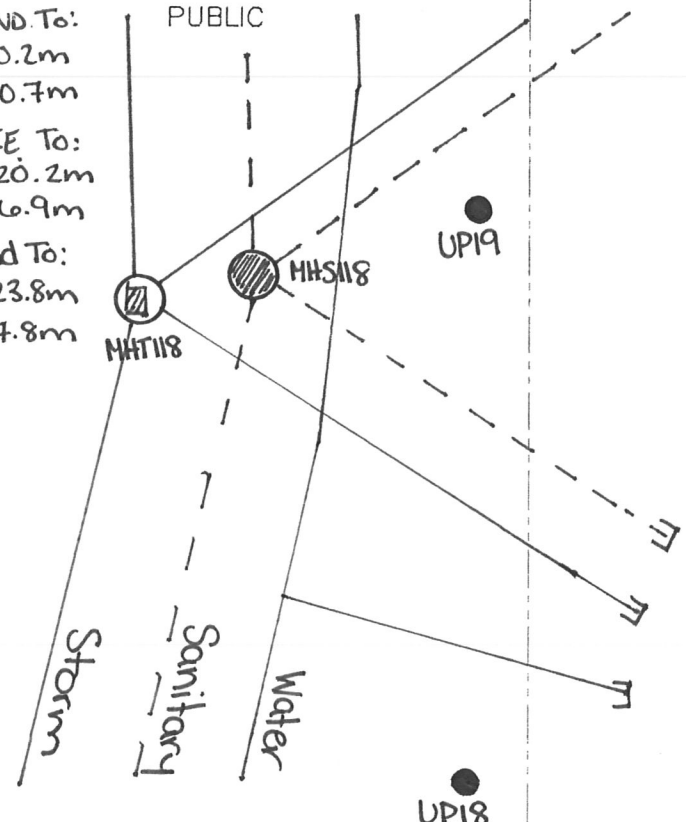
	HALIFAX WATER SERVICE LATERAL INFORMATION SHEET	Street <u>Maple Grove Avenue</u> Lot <u>TH1ZE</u> Civic _____																																																																			
		SLID# _____																																																																			
<p>PUBLIC</p> <table border="1" style="width:100%; border-collapse: collapse;"> <thead> <tr> <th></th> <th>Water</th> <th>Sanitary</th> <th>Storm</th> </tr> </thead> <tbody> <tr> <td>LENGTH</td> <td>8.6m</td> <td>11.84m</td> <td>12.52m</td> </tr> <tr> <td>MATERIAL</td> <td>Polyethylene</td> <td>PVC DR28</td> <td>PVC DR35</td> </tr> <tr> <td>SIZE</td> <td>25mm</td> <td>125mm</td> <td>125mm</td> </tr> <tr> <td>COLOUR</td> <td>Blue</td> <td>White</td> <td>Green</td> </tr> <tr> <td>DEPTH @ MAIN</td> <td>1.8m</td> <td>3.3m</td> <td>3.2m</td> </tr> <tr> <td>DEPTH @ ST. LINE</td> <td>1.6m</td> <td>2.3m</td> <td>2.4m</td> </tr> <tr> <td>ELEV @ MAIN</td> <td>108.27</td> <td>106.84</td> <td>106.93</td> </tr> <tr> <td>ELEV @ ST. LINE</td> <td>108.66</td> <td>108.11</td> <td>107.89</td> </tr> <tr> <td>MAIN SIZE</td> <td>250mm</td> <td>250mm</td> <td>300mm</td> </tr> </tbody> </table> <p>Contractor <u>Dexter Construction</u> Inspected By <u>Trevor Carter - GENIVAR Inc.</u> Date <u>March 2011</u> Record Dwg. # <u>D09109-002 002</u></p> <p> <input checked="" type="checkbox"/> Insulation Yes <input type="checkbox"/> No <input type="checkbox"/> Rock Yes <input type="checkbox"/> No <input type="checkbox"/> Clay Plug Yes <input type="checkbox"/> No <input checked="" type="checkbox"/> Trace Wire Yes <input type="checkbox"/> No <input type="checkbox"/> Anode Yes <input checked="" type="checkbox"/> No </p>		Water	Sanitary	Storm	LENGTH	8.6m	11.84m	12.52m	MATERIAL	Polyethylene	PVC DR28	PVC DR35	SIZE	25mm	125mm	125mm	COLOUR	Blue	White	Green	DEPTH @ MAIN	1.8m	3.3m	3.2m	DEPTH @ ST. LINE	1.6m	2.3m	2.4m	ELEV @ MAIN	108.27	106.84	106.93	ELEV @ ST. LINE	108.66	108.11	107.89	MAIN SIZE	250mm	250mm	300mm	<p>PRIVATE</p> <table border="1" style="width:100%; border-collapse: collapse;"> <thead> <tr> <th></th> <th>Water</th> <th>Sanitary</th> <th>Storm</th> </tr> </thead> <tbody> <tr><td>LENGTH</td><td></td><td></td><td></td></tr> <tr><td>MATERIAL</td><td></td><td></td><td></td></tr> <tr><td>SIZE</td><td></td><td></td><td></td></tr> <tr><td>COLOUR</td><td></td><td></td><td></td></tr> <tr><td>DEPTH @ ST. LINE</td><td></td><td></td><td></td></tr> <tr><td>DEPTH @ BLDG</td><td></td><td></td><td></td></tr> </tbody> </table> <p>Contractor _____ Inspected By _____ Date _____</p> <p>Sanitary Type Pressurized <input type="checkbox"/> <input type="checkbox"/> Gravity Private Lift Lift: <input type="checkbox"/> <input type="checkbox"/> Distance</p> <p> Insulation <input type="checkbox"/> Yes <input type="checkbox"/> No Rock <input type="checkbox"/> Yes <input type="checkbox"/> No Clay Plug <input type="checkbox"/> Yes <input type="checkbox"/> No Foundation Drain Connected <input type="checkbox"/> Yes <input type="checkbox"/> No Rain Leaders Connected <input type="checkbox"/> Yes <input type="checkbox"/> No Trace Wire <input type="checkbox"/> Yes <input type="checkbox"/> No Sound Check <input type="checkbox"/> Yes <input type="checkbox"/> No </p>		Water	Sanitary	Storm	LENGTH				MATERIAL				SIZE				COLOUR				DEPTH @ ST. LINE				DEPTH @ BLDG			
	Water	Sanitary	Storm																																																																		
LENGTH	8.6m	11.84m	12.52m																																																																		
MATERIAL	Polyethylene	PVC DR28	PVC DR35																																																																		
SIZE	25mm	125mm	125mm																																																																		
COLOUR	Blue	White	Green																																																																		
DEPTH @ MAIN	1.8m	3.3m	3.2m																																																																		
DEPTH @ ST. LINE	1.6m	2.3m	2.4m																																																																		
ELEV @ MAIN	108.27	106.84	106.93																																																																		
ELEV @ ST. LINE	108.66	108.11	107.89																																																																		
MAIN SIZE	250mm	250mm	300mm																																																																		
	Water	Sanitary	Storm																																																																		
LENGTH																																																																					
MATERIAL																																																																					
SIZE																																																																					
COLOUR																																																																					
DEPTH @ ST. LINE																																																																					
DEPTH @ BLDG																																																																					
<p> UP22 MHT 116 PUBLIC MHS 116 Curb Stop To: UP21 = 10.1m UP22 = 29.6m Corp Stop To: UP21 = 8.8m UP22 = 27.4m San End to: UP21 = 10.8m UP22 = 30.6m </p> 		<p>PRIVATE</p> <p>TH1ZA</p> <hr/> <p>TH12B</p> <hr/> <p>TH12C</p> <hr/> <p>TH12D</p> <hr/> <p>TH1ZE</p> <hr/> <p>UP21</p> <p style="text-align: right;">SEE BACK FOR ADDITIONAL NOTES →</p>																																																																			


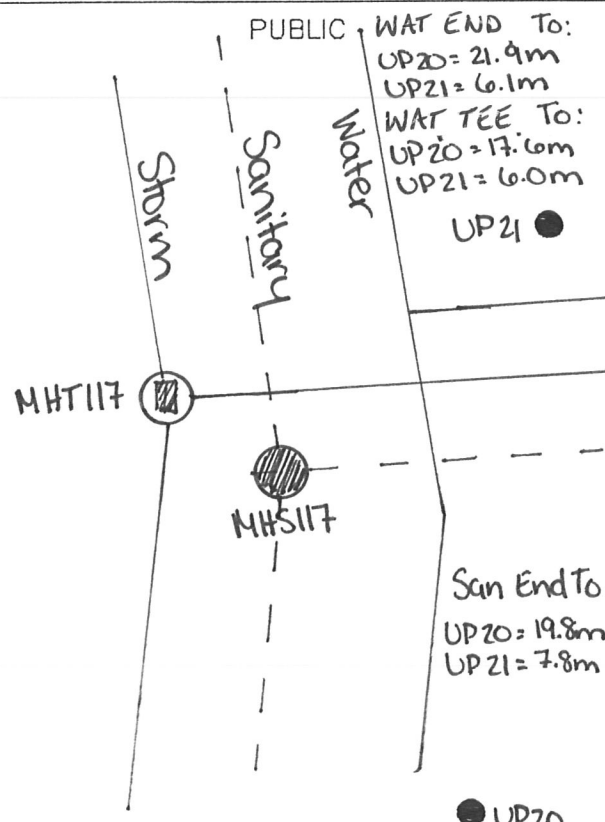
	HALIFAX WATER SERVICE LATERAL INFORMATION SHEET	Street <u>Maple Grove Avenue</u> Lot <u>Block 1</u> Civic _____																																																																			
		SLID# _____																																																																			
<p>PUBLIC</p> <table border="1" style="width:100%; border-collapse: collapse;"> <thead> <tr> <th></th> <th>Water</th> <th>Sanitary</th> <th>Storm</th> </tr> </thead> <tbody> <tr> <td>LENGTH</td> <td>7.4m</td> <td>6.5m</td> <td>7.6m</td> </tr> <tr> <td>MATERIAL</td> <td>Polyethylene</td> <td>PVC DR28</td> <td>PVC DR35</td> </tr> <tr> <td>SIZE</td> <td>50mm</td> <td>200mm</td> <td>300mm</td> </tr> <tr> <td>COLOUR</td> <td>Blue</td> <td>White</td> <td>Green</td> </tr> <tr> <td>DEPTH @ MAIN</td> <td>1.8m</td> <td>1.7m</td> <td>1.6m</td> </tr> <tr> <td>DEPTH @ ST. LINE</td> <td>1.6m</td> <td>2.1m</td> <td>2.0m</td> </tr> <tr> <td>ELEV @ MAIN</td> <td>106.82</td> <td>96.01</td> <td>96.12</td> </tr> <tr> <td>ELEV @ ST. LINE</td> <td>107.12</td> <td>96.78</td> <td>96.92</td> </tr> <tr> <td>MAIN SIZE</td> <td>300mm</td> <td>200mm</td> <td>300mm</td> </tr> </tbody> </table> <p>Contractor <u>Dexter Construction</u> Inspected By <u>Trevor Carter - GENIVAR Inc.</u> Date <u>April 2011</u> Record Dwg. # <u>DD9109-002 002</u></p> <p>Insulation <input checked="" type="checkbox"/> Yes <input type="checkbox"/> No Rock <input type="checkbox"/> Yes <input type="checkbox"/> No Clay Plug <input type="checkbox"/> Yes <input type="checkbox"/> No Trace Wire <input checked="" type="checkbox"/> Yes <input type="checkbox"/> No Anode <input type="checkbox"/> Yes <input checked="" type="checkbox"/> No</p>		Water	Sanitary	Storm	LENGTH	7.4m	6.5m	7.6m	MATERIAL	Polyethylene	PVC DR28	PVC DR35	SIZE	50mm	200mm	300mm	COLOUR	Blue	White	Green	DEPTH @ MAIN	1.8m	1.7m	1.6m	DEPTH @ ST. LINE	1.6m	2.1m	2.0m	ELEV @ MAIN	106.82	96.01	96.12	ELEV @ ST. LINE	107.12	96.78	96.92	MAIN SIZE	300mm	200mm	300mm	<p>PRIVATE</p> <table border="1" style="width:100%; border-collapse: collapse;"> <thead> <tr> <th></th> <th>Water</th> <th>Sanitary</th> <th>Storm</th> </tr> </thead> <tbody> <tr> <td>LENGTH</td> <td></td> <td></td> <td></td> </tr> <tr> <td>MATERIAL</td> <td></td> <td></td> <td></td> </tr> <tr> <td>SIZE</td> <td></td> <td></td> <td></td> </tr> <tr> <td>COLOUR</td> <td></td> <td></td> <td></td> </tr> <tr> <td>DEPTH @ ST. LINE</td> <td></td> <td></td> <td></td> </tr> <tr> <td>DEPTH @ BLDG</td> <td></td> <td></td> <td></td> </tr> </tbody> </table> <p>Contractor _____ Inspected By _____ Date _____</p> <p>Sanitary Type Pressurized <input type="checkbox"/> Gravity <input type="checkbox"/> Private Lift Lift: <input type="checkbox"/> Distance <input type="checkbox"/> Station Info.</p> <p>Insulation <input type="checkbox"/> Yes <input type="checkbox"/> No Rock <input type="checkbox"/> Yes <input type="checkbox"/> No Clay Plug <input type="checkbox"/> Yes <input type="checkbox"/> No Foundation Drain Connected <input type="checkbox"/> Yes <input type="checkbox"/> No Rain Leaders Connected <input type="checkbox"/> Yes <input type="checkbox"/> No Trace Wire <input type="checkbox"/> Yes <input type="checkbox"/> No Sound Check <input type="checkbox"/> Yes <input type="checkbox"/> No</p>		Water	Sanitary	Storm	LENGTH				MATERIAL				SIZE				COLOUR				DEPTH @ ST. LINE				DEPTH @ BLDG			
	Water	Sanitary	Storm																																																																		
LENGTH	7.4m	6.5m	7.6m																																																																		
MATERIAL	Polyethylene	PVC DR28	PVC DR35																																																																		
SIZE	50mm	200mm	300mm																																																																		
COLOUR	Blue	White	Green																																																																		
DEPTH @ MAIN	1.8m	1.7m	1.6m																																																																		
DEPTH @ ST. LINE	1.6m	2.1m	2.0m																																																																		
ELEV @ MAIN	106.82	96.01	96.12																																																																		
ELEV @ ST. LINE	107.12	96.78	96.92																																																																		
MAIN SIZE	300mm	200mm	300mm																																																																		
	Water	Sanitary	Storm																																																																		
LENGTH																																																																					
MATERIAL																																																																					
SIZE																																																																					
COLOUR																																																																					
DEPTH @ ST. LINE																																																																					
DEPTH @ BLDG																																																																					
<p>PUBLIC</p>  <p>Stem End To: UPI6 = 49.9m UPI7 = 58.0m</p> <p>UPI9</p> <p>Curb Stop To: UPI9 = 17.5m UP20 = 14.4m</p> <p>UP20</p> <p>Corp Stop To: UPI9 = 14.8m UP20 = 9.3m</p> <p>San End To: UPI6 = 51.3m UPI7 = 59.4m</p>		<p>PRIVATE</p>  <p>TH1</p> <p>TH2</p> <p>GSI</p> <p>GSI</p> <p>GSI</p> <p>MHS139</p>																																																																			
		SEE BACK FOR ADDITIONAL NOTES →																																																																			

 HALIFAX WATER SERVICE LATERAL INFORMATION SHEET		Street: <u>Maple Grove Avenue</u> Lot: <u>Block 2</u> Civic: _____																																																																			
		SUD# _____																																																																			
PUBLIC		PRIVATE																																																																			
	<table border="1" style="width:100%; border-collapse: collapse;"> <thead> <tr> <th>Water</th> <th>Sanitary</th> <th>Storm</th> </tr> </thead> <tbody> <tr> <td>LENGTH</td> <td>9.7m</td> <td>6.5m</td> <td>7.6m</td> </tr> <tr> <td>MATERIAL</td> <td>Polyethylene</td> <td>PVC DR28</td> <td>PVC DR35</td> </tr> <tr> <td>SIZE</td> <td>50 mm</td> <td>200 mm</td> <td>300 mm</td> </tr> <tr> <td>COLOUR</td> <td>Blue</td> <td>White</td> <td>Green</td> </tr> <tr> <td>DEPTH @ MAIN</td> <td>1.7m</td> <td>1.7m</td> <td>1.6m</td> </tr> <tr> <td>DEPTH @ ST. LINE</td> <td>1.7m</td> <td>2.1m</td> <td>2.0m</td> </tr> <tr> <td>ELEV @ MAIN</td> <td>109.34</td> <td>96.01</td> <td>96.12</td> </tr> <tr> <td>ELEV @ ST. LINE</td> <td>109.56</td> <td>96.78</td> <td>96.92</td> </tr> <tr> <td>MAIN SIZE</td> <td>250mm</td> <td>200mm</td> <td>300mm</td> </tr> </tbody> </table>	Water	Sanitary	Storm	LENGTH	9.7m	6.5m	7.6m	MATERIAL	Polyethylene	PVC DR28	PVC DR35	SIZE	50 mm	200 mm	300 mm	COLOUR	Blue	White	Green	DEPTH @ MAIN	1.7m	1.7m	1.6m	DEPTH @ ST. LINE	1.7m	2.1m	2.0m	ELEV @ MAIN	109.34	96.01	96.12	ELEV @ ST. LINE	109.56	96.78	96.92	MAIN SIZE	250mm	200mm	300mm	<table border="1" style="width:100%; border-collapse: collapse;"> <thead> <tr> <th>Water</th> <th>Sanitary</th> <th>Storm</th> </tr> </thead> <tbody> <tr> <td>LENGTH</td> <td></td> <td></td> <td></td> </tr> <tr> <td>MATERIAL</td> <td></td> <td></td> <td></td> </tr> <tr> <td>SIZE</td> <td></td> <td></td> <td></td> </tr> <tr> <td>COLOUR</td> <td></td> <td></td> <td></td> </tr> <tr> <td>DEPTH @ ST. LINE</td> <td></td> <td></td> <td></td> </tr> <tr> <td>DEPTH @ BLDG</td> <td></td> <td></td> <td></td> </tr> </tbody> </table>		Water	Sanitary	Storm	LENGTH				MATERIAL				SIZE				COLOUR				DEPTH @ ST. LINE				DEPTH @ BLDG			
Water	Sanitary	Storm																																																																			
LENGTH	9.7m	6.5m	7.6m																																																																		
MATERIAL	Polyethylene	PVC DR28	PVC DR35																																																																		
SIZE	50 mm	200 mm	300 mm																																																																		
COLOUR	Blue	White	Green																																																																		
DEPTH @ MAIN	1.7m	1.7m	1.6m																																																																		
DEPTH @ ST. LINE	1.7m	2.1m	2.0m																																																																		
ELEV @ MAIN	109.34	96.01	96.12																																																																		
ELEV @ ST. LINE	109.56	96.78	96.92																																																																		
MAIN SIZE	250mm	200mm	300mm																																																																		
Water	Sanitary	Storm																																																																			
LENGTH																																																																					
MATERIAL																																																																					
SIZE																																																																					
COLOUR																																																																					
DEPTH @ ST. LINE																																																																					
DEPTH @ BLDG																																																																					
Contractor: <u>Dexter Construction</u> Inspected By: <u>Trevor Carter - GENIVAR Inc.</u> Date: <u>April 2011</u> Record Dwg. #: <u>D09109-002 002</u>		Contractor: _____ Inspected By: _____ Date: _____																																																																			
Insulation: <input checked="" type="checkbox"/> Yes <input type="checkbox"/> No Rock: <input type="checkbox"/> Yes <input type="checkbox"/> No Clay Plug: <input type="checkbox"/> Yes <input type="checkbox"/> No Trace Wire: <input checked="" type="checkbox"/> Yes <input type="checkbox"/> No Anode: <input type="checkbox"/> Yes <input checked="" type="checkbox"/> No		Sanitary Type: Pressurized <input type="checkbox"/> Gravity <input type="checkbox"/> Private Lift Station Info: Lift: <input type="checkbox"/> Distance <input type="checkbox"/> Insulation: <input type="checkbox"/> Yes <input type="checkbox"/> No Rock: <input type="checkbox"/> Yes <input type="checkbox"/> No Clay Plug: <input type="checkbox"/> Yes <input type="checkbox"/> No Foundation Drain Connected: <input type="checkbox"/> Yes <input type="checkbox"/> No Rain Leaders Connected: <input type="checkbox"/> Yes <input type="checkbox"/> No Trace Wire: <input type="checkbox"/> Yes <input type="checkbox"/> No Sound Check: <input type="checkbox"/> Yes <input type="checkbox"/> No																																																																			



HALIFAX WATER SERVICE LATERAL INFORMATION SHEET		Street <u>Maple Grove Avenue</u> Lot <u>Block 4</u> Civic _____																																																																			
		SID# _____																																																																			
PUBLIC <table border="1" style="width:100%; border-collapse: collapse; text-align: center;"> <thead> <tr> <th></th> <th>Water</th> <th>Sanitary</th> <th>Storm</th> </tr> </thead> <tbody> <tr><td>LENGTH</td><td>8.78m</td><td>16.68m</td><td>17.9m</td></tr> <tr><td>MATERIAL</td><td>PVC DR 14</td><td>PVC DR 35</td><td>PVC DR 35</td></tr> <tr><td>SIZE</td><td>200 mm</td><td>200mm</td><td>375 mm</td></tr> <tr><td>COLOUR</td><td>Blue</td><td>White</td><td>Green</td></tr> <tr><td>DEPTH @ MAIN</td><td>1.7m</td><td>2.6m</td><td>2.6m</td></tr> <tr><td>DEPTH @ ST. LINE</td><td>2.0m</td><td>2.9m</td><td>2.8m</td></tr> <tr><td>ELEV @ MAIN</td><td>106.38</td><td>105.25</td><td>105.26</td></tr> <tr><td>ELEV @ ST. LINE</td><td>106.48</td><td>105.61</td><td>105.72</td></tr> <tr><td>MAIN SIZE</td><td>300mm</td><td>250mm</td><td>375mm</td></tr> </tbody> </table> Contractor <u>Dexter Construction</u> Inspected By <u>Trevor Carter - GENIVAR Inc.</u> Date <u>March 2011</u> Record Dwg. # <u>009109-002.002</u>		Water	Sanitary	Storm	LENGTH	8.78m	16.68m	17.9m	MATERIAL	PVC DR 14	PVC DR 35	PVC DR 35	SIZE	200 mm	200mm	375 mm	COLOUR	Blue	White	Green	DEPTH @ MAIN	1.7m	2.6m	2.6m	DEPTH @ ST. LINE	2.0m	2.9m	2.8m	ELEV @ MAIN	106.38	105.25	105.26	ELEV @ ST. LINE	106.48	105.61	105.72	MAIN SIZE	300mm	250mm	375mm	PRIVATE <table border="1" style="width:100%; border-collapse: collapse; text-align: center;"> <thead> <tr> <th></th> <th>Water</th> <th>Sanitary</th> <th>Storm</th> </tr> </thead> <tbody> <tr><td>LENGTH</td><td></td><td></td><td></td></tr> <tr><td>MATERIAL</td><td></td><td></td><td></td></tr> <tr><td>SIZE</td><td></td><td></td><td></td></tr> <tr><td>COLOUR</td><td></td><td></td><td></td></tr> <tr><td>DEPTH @ ST. LINE</td><td></td><td></td><td></td></tr> <tr><td>DEPTH @ BLDG</td><td></td><td></td><td></td></tr> </tbody> </table> Contractor _____ Inspected By _____ Date _____		Water	Sanitary	Storm	LENGTH				MATERIAL				SIZE				COLOUR				DEPTH @ ST. LINE				DEPTH @ BLDG			
	Water	Sanitary	Storm																																																																		
LENGTH	8.78m	16.68m	17.9m																																																																		
MATERIAL	PVC DR 14	PVC DR 35	PVC DR 35																																																																		
SIZE	200 mm	200mm	375 mm																																																																		
COLOUR	Blue	White	Green																																																																		
DEPTH @ MAIN	1.7m	2.6m	2.6m																																																																		
DEPTH @ ST. LINE	2.0m	2.9m	2.8m																																																																		
ELEV @ MAIN	106.38	105.25	105.26																																																																		
ELEV @ ST. LINE	106.48	105.61	105.72																																																																		
MAIN SIZE	300mm	250mm	375mm																																																																		
	Water	Sanitary	Storm																																																																		
LENGTH																																																																					
MATERIAL																																																																					
SIZE																																																																					
COLOUR																																																																					
DEPTH @ ST. LINE																																																																					
DEPTH @ BLDG																																																																					
Insulation <input type="checkbox"/> Yes <input checked="" type="checkbox"/> No Rock <input type="checkbox"/> Yes <input type="checkbox"/> No Clay Plug <input type="checkbox"/> Yes <input type="checkbox"/> No Trace Wire <input checked="" type="checkbox"/> Yes <input type="checkbox"/> No Anode <input type="checkbox"/> Yes <input checked="" type="checkbox"/> No	Sanitary Type Pressurized <input type="checkbox"/> Gravity <input type="checkbox"/> Private Lift Lift <input type="checkbox"/> Distance <input type="checkbox"/> Station Info. _____ Insulation <input type="checkbox"/> Yes <input type="checkbox"/> No Rock <input type="checkbox"/> Yes <input type="checkbox"/> No Clay Plug <input type="checkbox"/> Yes <input type="checkbox"/> No Foundation Drain Connected <input type="checkbox"/> Yes <input type="checkbox"/> No Rain Leaders Connected <input type="checkbox"/> Yes <input type="checkbox"/> No Trace Wire <input type="checkbox"/> Yes <input type="checkbox"/> No Sound Check <input type="checkbox"/> Yes <input type="checkbox"/> No																																																																				
PUBLIC WAT END TO: UPI9 = 8.5m UP20 = 18.4m WAT TEE TO: UPI9 = 5.2m UP20 = 18.6m San End To: UPI9 = 13.7m UP20 = 14.3m		PRIVATE																																																																			
SEE BACK FOR ADDITIONAL NOTES																																																																					

	HALIFAX WATER SERVICE LATERAL INFORMATION SHEET	Street <u>Maple Grove Avenue</u> Lot <u>Block 4</u> Civic _____																																																																				
		SID# _____																																																																				
<div style="display: flex; justify-content: space-between;"> <div style="width: 48%;"> <p style="text-align: center;">PUBLIC</p> <table border="1" style="width:100%; border-collapse: collapse;"> <thead> <tr> <th></th> <th>Water</th> <th>Sanitary</th> <th>Storm</th> </tr> </thead> <tbody> <tr><td>LENGTH</td><td>8.79m</td><td>9.18m</td><td>10.64m</td></tr> <tr><td>MATERIAL</td><td>PVC DR14</td><td>PVC DF35</td><td>PVC DR35</td></tr> <tr><td>SIZE</td><td>200mm</td><td>200mm</td><td>375 mm</td></tr> <tr><td>COLOUR</td><td>Blue</td><td>White</td><td>Green</td></tr> <tr><td>DEPTH @ MAIN</td><td>1.8m</td><td>2.5m</td><td>2.5m</td></tr> <tr><td>DEPTH @ ST. LINE</td><td>2.0m</td><td>2.6m</td><td>2.6m</td></tr> <tr><td>ELEV @ MAIN</td><td>105.78</td><td>105.08</td><td>105.04</td></tr> <tr><td>ELEV @ ST. LINE</td><td>105.84</td><td>105.31</td><td>105.29</td></tr> <tr><td>MAIN SIZE</td><td>300mm</td><td>250mm</td><td>375mm</td></tr> </tbody> </table> <p>Contractor <u>Dexter Construction</u> Inspected By <u>Trevor Carter - GENIVAR Inc.</u> Date <u>March 2011</u> Record Dwg. # <u>D09109-002 002</u></p> <p>Insulation <input type="checkbox"/> Yes <input checked="" type="checkbox"/> No Rock <input type="checkbox"/> Yes <input type="checkbox"/> No Clay Plug <input type="checkbox"/> Yes <input type="checkbox"/> No Trace Wire <input checked="" type="checkbox"/> Yes <input type="checkbox"/> No Anode <input type="checkbox"/> Yes <input checked="" type="checkbox"/> No</p> </div> <div style="width: 48%;"> <p style="text-align: center;">PRIVATE</p> <table border="1" style="width:100%; border-collapse: collapse;"> <thead> <tr> <th></th> <th>Water</th> <th>Sanitary</th> <th>Storm</th> </tr> </thead> <tbody> <tr><td>LENGTH</td><td></td><td></td><td></td></tr> <tr><td>MATERIAL</td><td></td><td></td><td></td></tr> <tr><td>SIZE</td><td></td><td></td><td></td></tr> <tr><td>COLOUR</td><td></td><td></td><td></td></tr> <tr><td>DEPTH @ ST. LINE</td><td></td><td></td><td></td></tr> <tr><td>DEPTH @ BLDG</td><td></td><td></td><td></td></tr> </tbody> </table> <p>Contractor _____ Inspected By _____ Date _____</p> <p>Sanitary Type Pressurized <input type="checkbox"/> Gravity <input type="checkbox"/> Private Lift Lift: <input type="checkbox"/> Distance <input type="checkbox"/> Station Info. _____</p> <p>Insulation <input type="checkbox"/> Yes <input type="checkbox"/> No Rock <input type="checkbox"/> Yes <input type="checkbox"/> No Clay Plug <input type="checkbox"/> Yes <input type="checkbox"/> No Foundation Drain Connected <input type="checkbox"/> Yes <input type="checkbox"/> No Rain Leaders Connected <input type="checkbox"/> Yes <input type="checkbox"/> No Trace Wire <input type="checkbox"/> Yes <input type="checkbox"/> No Sound Check <input type="checkbox"/> Yes <input type="checkbox"/> No</p> </div> </div>				Water	Sanitary	Storm	LENGTH	8.79m	9.18m	10.64m	MATERIAL	PVC DR14	PVC DF35	PVC DR35	SIZE	200mm	200mm	375 mm	COLOUR	Blue	White	Green	DEPTH @ MAIN	1.8m	2.5m	2.5m	DEPTH @ ST. LINE	2.0m	2.6m	2.6m	ELEV @ MAIN	105.78	105.08	105.04	ELEV @ ST. LINE	105.84	105.31	105.29	MAIN SIZE	300mm	250mm	375mm		Water	Sanitary	Storm	LENGTH				MATERIAL				SIZE				COLOUR				DEPTH @ ST. LINE				DEPTH @ BLDG			
	Water	Sanitary	Storm																																																																			
LENGTH	8.79m	9.18m	10.64m																																																																			
MATERIAL	PVC DR14	PVC DF35	PVC DR35																																																																			
SIZE	200mm	200mm	375 mm																																																																			
COLOUR	Blue	White	Green																																																																			
DEPTH @ MAIN	1.8m	2.5m	2.5m																																																																			
DEPTH @ ST. LINE	2.0m	2.6m	2.6m																																																																			
ELEV @ MAIN	105.78	105.08	105.04																																																																			
ELEV @ ST. LINE	105.84	105.31	105.29																																																																			
MAIN SIZE	300mm	250mm	375mm																																																																			
	Water	Sanitary	Storm																																																																			
LENGTH																																																																						
MATERIAL																																																																						
SIZE																																																																						
COLOUR																																																																						
DEPTH @ ST. LINE																																																																						
DEPTH @ BLDG																																																																						
<p> WAT END. To: UPI8 = 20.2m UPI9 = 10.7m WAT TEE To: UPI8 = 20.2m UPI9 = 6.9m San End To: UPI8 = 23.8m UPI9 = 7.8m </p> 																																																																						
SEE BACK FOR ADDITIONAL NOTES																																																																						

	HALIFAX WATER SERVICE LATERAL INFORMATION SHEET	Street <u>Maple Grove Avenue</u> Lot <u>Block 4</u> Civic _____																																																																																																							
		SLID# _____																																																																																																							
<table border="1" style="width:100%; border-collapse: collapse;"> <thead> <tr> <th></th> <th style="text-align: center;">Water</th> <th style="text-align: center;">Sanitary</th> <th style="text-align: center;">Storm</th> </tr> </thead> <tbody> <tr> <td>LENGTH</td> <td style="text-align: center;">8.9m</td> <td style="text-align: center;">9.7m</td> <td style="text-align: center;">10.6m</td> </tr> <tr> <td>MATERIAL</td> <td style="text-align: center;">PVC DR14</td> <td style="text-align: center;">PVC DR35</td> <td style="text-align: center;">PVC DR35</td> </tr> <tr> <td>SIZE</td> <td style="text-align: center;">200mm</td> <td style="text-align: center;">200mm</td> <td style="text-align: center;">250mm</td> </tr> <tr> <td>COLOUR</td> <td style="text-align: center;">Blue</td> <td style="text-align: center;">White</td> <td style="text-align: center;">Green</td> </tr> <tr> <td>DEPTH @ MAIN</td> <td style="text-align: center;">1.7m</td> <td style="text-align: center;">2.7m</td> <td style="text-align: center;">2.8m</td> </tr> <tr> <td>DEPTH @ ST. LINE</td> <td style="text-align: center;">1.8m</td> <td style="text-align: center;">2.4m</td> <td style="text-align: center;">2.5m</td> </tr> <tr> <td>ELEV @ MAIN</td> <td style="text-align: center;">107.91</td> <td style="text-align: center;">106.95</td> <td style="text-align: center;">106.92</td> </tr> <tr> <td>ELEV @ ST. LINE</td> <td style="text-align: center;">108.09</td> <td style="text-align: center;">107.18</td> <td style="text-align: center;">107.13</td> </tr> <tr> <td>MAIN SIZE</td> <td style="text-align: center;">300mm</td> <td style="text-align: center;">250mm</td> <td style="text-align: center;">300mm</td> </tr> </tbody> </table> <p>Contractor <u>Dexter Construction</u> Inspected By <u>Trevor Carter - GENIVAR Inc.</u> Date <u>March 2011</u> Record Dwg. # <u>D09109-002 002</u></p> <table style="width:100%;"> <tr> <td>Insulation</td> <td><input type="checkbox"/> Yes</td> <td><input checked="" type="checkbox"/> No</td> </tr> <tr> <td>Rock</td> <td><input type="checkbox"/> Yes</td> <td><input type="checkbox"/> No</td> </tr> <tr> <td>Clay Plug</td> <td><input type="checkbox"/> Yes</td> <td><input type="checkbox"/> No</td> </tr> <tr> <td>Trace Wire</td> <td><input checked="" type="checkbox"/> Yes</td> <td><input type="checkbox"/> No</td> </tr> <tr> <td>Anode</td> <td><input type="checkbox"/> Yes</td> <td><input checked="" type="checkbox"/> No</td> </tr> </table>		Water	Sanitary	Storm	LENGTH	8.9m	9.7m	10.6m	MATERIAL	PVC DR14	PVC DR35	PVC DR35	SIZE	200mm	200mm	250mm	COLOUR	Blue	White	Green	DEPTH @ MAIN	1.7m	2.7m	2.8m	DEPTH @ ST. LINE	1.8m	2.4m	2.5m	ELEV @ MAIN	107.91	106.95	106.92	ELEV @ ST. LINE	108.09	107.18	107.13	MAIN SIZE	300mm	250mm	300mm	Insulation	<input type="checkbox"/> Yes	<input checked="" type="checkbox"/> No	Rock	<input type="checkbox"/> Yes	<input type="checkbox"/> No	Clay Plug	<input type="checkbox"/> Yes	<input type="checkbox"/> No	Trace Wire	<input checked="" type="checkbox"/> Yes	<input type="checkbox"/> No	Anode	<input type="checkbox"/> Yes	<input checked="" type="checkbox"/> No	<table border="1" style="width:100%; border-collapse: collapse;"> <thead> <tr> <th></th> <th style="text-align: center;">Water</th> <th style="text-align: center;">Sanitary</th> <th style="text-align: center;">Storm</th> </tr> </thead> <tbody> <tr> <td>LENGTH</td> <td></td> <td></td> <td></td> </tr> <tr> <td>MATERIAL</td> <td></td> <td></td> <td></td> </tr> <tr> <td>SIZE</td> <td></td> <td></td> <td></td> </tr> <tr> <td>COLOUR</td> <td></td> <td></td> <td></td> </tr> <tr> <td>DEPTH @ ST. LINE</td> <td></td> <td></td> <td></td> </tr> <tr> <td>DEPTH @ BLDG</td> <td></td> <td></td> <td></td> </tr> </tbody> </table> <p>Contractor _____ Inspected By _____ Date _____</p> <p>Sanitary Type Pressurized <input type="checkbox"/> Gravity <input type="checkbox"/> Private Lift Lift: <input type="checkbox"/> Distance <input type="checkbox"/> Station Info. _____</p> <table style="width:100%;"> <tr> <td>Insulation</td> <td><input type="checkbox"/> Yes</td> <td><input type="checkbox"/> No</td> </tr> <tr> <td>Rock</td> <td><input type="checkbox"/> Yes</td> <td><input type="checkbox"/> No</td> </tr> <tr> <td>Clay Plug</td> <td><input type="checkbox"/> Yes</td> <td><input type="checkbox"/> No</td> </tr> <tr> <td>Foundation Drain Connected</td> <td><input type="checkbox"/> Yes</td> <td><input type="checkbox"/> No</td> </tr> <tr> <td>Rain Leaders Connected</td> <td><input type="checkbox"/> Yes</td> <td><input type="checkbox"/> No</td> </tr> <tr> <td>Trace Wire</td> <td><input type="checkbox"/> Yes</td> <td><input type="checkbox"/> No</td> </tr> <tr> <td>Sound Check</td> <td><input type="checkbox"/> Yes</td> <td><input type="checkbox"/> No</td> </tr> </table>		Water	Sanitary	Storm	LENGTH				MATERIAL				SIZE				COLOUR				DEPTH @ ST. LINE				DEPTH @ BLDG				Insulation	<input type="checkbox"/> Yes	<input type="checkbox"/> No	Rock	<input type="checkbox"/> Yes	<input type="checkbox"/> No	Clay Plug	<input type="checkbox"/> Yes	<input type="checkbox"/> No	Foundation Drain Connected	<input type="checkbox"/> Yes	<input type="checkbox"/> No	Rain Leaders Connected	<input type="checkbox"/> Yes	<input type="checkbox"/> No	Trace Wire	<input type="checkbox"/> Yes	<input type="checkbox"/> No	Sound Check	<input type="checkbox"/> Yes	<input type="checkbox"/> No
	Water	Sanitary	Storm																																																																																																						
LENGTH	8.9m	9.7m	10.6m																																																																																																						
MATERIAL	PVC DR14	PVC DR35	PVC DR35																																																																																																						
SIZE	200mm	200mm	250mm																																																																																																						
COLOUR	Blue	White	Green																																																																																																						
DEPTH @ MAIN	1.7m	2.7m	2.8m																																																																																																						
DEPTH @ ST. LINE	1.8m	2.4m	2.5m																																																																																																						
ELEV @ MAIN	107.91	106.95	106.92																																																																																																						
ELEV @ ST. LINE	108.09	107.18	107.13																																																																																																						
MAIN SIZE	300mm	250mm	300mm																																																																																																						
Insulation	<input type="checkbox"/> Yes	<input checked="" type="checkbox"/> No																																																																																																							
Rock	<input type="checkbox"/> Yes	<input type="checkbox"/> No																																																																																																							
Clay Plug	<input type="checkbox"/> Yes	<input type="checkbox"/> No																																																																																																							
Trace Wire	<input checked="" type="checkbox"/> Yes	<input type="checkbox"/> No																																																																																																							
Anode	<input type="checkbox"/> Yes	<input checked="" type="checkbox"/> No																																																																																																							
	Water	Sanitary	Storm																																																																																																						
LENGTH																																																																																																									
MATERIAL																																																																																																									
SIZE																																																																																																									
COLOUR																																																																																																									
DEPTH @ ST. LINE																																																																																																									
DEPTH @ BLDG																																																																																																									
Insulation	<input type="checkbox"/> Yes	<input type="checkbox"/> No																																																																																																							
Rock	<input type="checkbox"/> Yes	<input type="checkbox"/> No																																																																																																							
Clay Plug	<input type="checkbox"/> Yes	<input type="checkbox"/> No																																																																																																							
Foundation Drain Connected	<input type="checkbox"/> Yes	<input type="checkbox"/> No																																																																																																							
Rain Leaders Connected	<input type="checkbox"/> Yes	<input type="checkbox"/> No																																																																																																							
Trace Wire	<input type="checkbox"/> Yes	<input type="checkbox"/> No																																																																																																							
Sound Check	<input type="checkbox"/> Yes	<input type="checkbox"/> No																																																																																																							
<div style="display: flex; justify-content: space-between;"> <div style="width: 45%;"> <p style="text-align: center;">PUBLIC</p>  <p style="text-align: center;">● UP20</p> </div> <div style="width: 45%;"> <p style="text-align: center;">PRIVATE</p> <p style="text-align: center; font-size: 2em;">12E</p> </div> </div>																																																																																																									
		SEE BACK FOR ADDITIONAL NOTES →																																																																																																							