
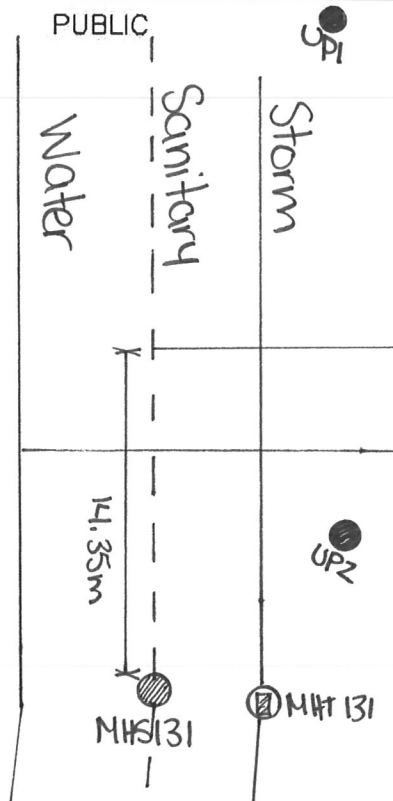

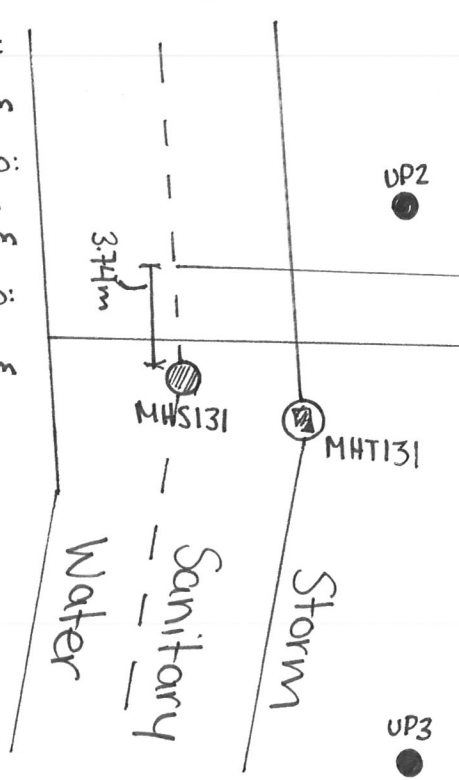



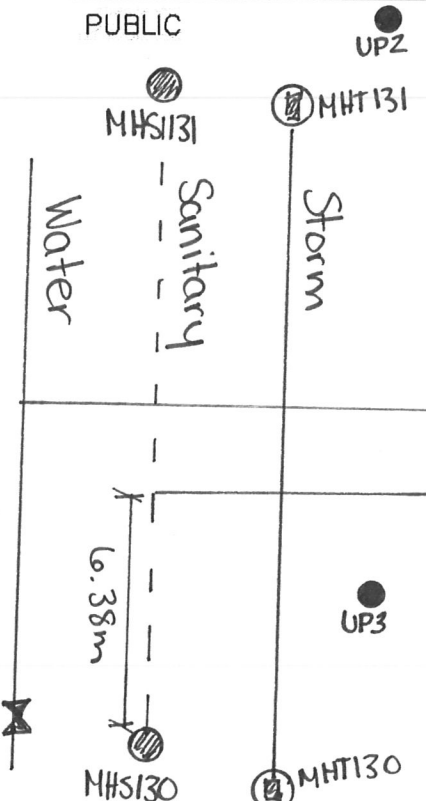
HALIFAX WATER SERVICE LATERAL INFORMATION SHEET		Street <u>Maple Grove Avenue</u> Lot <u>1</u> Civic _____																																																			
		SLID# _____																																																			
PUBLIC		PRIVATE																																																			
	<table border="1" style="width:100%; border-collapse: collapse;"> <thead> <tr> <th>Water</th> <th>Sanitary</th> <th>Storm</th> </tr> </thead> <tbody> <tr> <td>LENGTH</td> <td>9.44m</td> <td>15.0m</td> </tr> <tr> <td>MATERIAL</td> <td>Polyethylene</td> <td>PVC DR28</td> </tr> <tr> <td>SIZE</td> <td>25mm</td> <td>125mm</td> </tr> <tr> <td>COLOUR</td> <td>Blue</td> <td>White</td> </tr> <tr> <td>DEPTH @ MAIN</td> <td>2.0m</td> <td>2.8m</td> </tr> <tr> <td>DEPTH @ ST. LINE</td> <td>1.6m</td> <td>2.8m</td> </tr> <tr> <td>ELEV @ MAIN</td> <td>87.98</td> <td>82.84</td> </tr> <tr> <td>ELEV @ ST. LINE</td> <td>88.48</td> <td>83.12</td> </tr> <tr> <td>MAIN SIZE</td> <td>400mm</td> <td>300mm</td> </tr> </tbody> </table>	Water	Sanitary	Storm	LENGTH	9.44m	15.0m	MATERIAL	Polyethylene	PVC DR28	SIZE	25mm	125mm	COLOUR	Blue	White	DEPTH @ MAIN	2.0m	2.8m	DEPTH @ ST. LINE	1.6m	2.8m	ELEV @ MAIN	87.98	82.84	ELEV @ ST. LINE	88.48	83.12	MAIN SIZE	400mm	300mm	<table border="1" style="width:100%; border-collapse: collapse;"> <thead> <tr> <th>Water</th> <th>Sanitary</th> <th>Storm</th> </tr> </thead> <tbody> <tr> <td>LENGTH</td> <td></td> <td></td> </tr> <tr> <td>MATERIAL</td> <td></td> <td></td> </tr> <tr> <td>SIZE</td> <td></td> <td></td> </tr> <tr> <td>COLOUR</td> <td></td> <td></td> </tr> <tr> <td>DEPTH @ ST. LINE</td> <td></td> <td></td> </tr> <tr> <td>DEPTH @ BLDG</td> <td></td> <td></td> </tr> </tbody> </table>	Water	Sanitary	Storm	LENGTH			MATERIAL			SIZE			COLOUR			DEPTH @ ST. LINE			DEPTH @ BLDG		
Water	Sanitary	Storm																																																			
LENGTH	9.44m	15.0m																																																			
MATERIAL	Polyethylene	PVC DR28																																																			
SIZE	25mm	125mm																																																			
COLOUR	Blue	White																																																			
DEPTH @ MAIN	2.0m	2.8m																																																			
DEPTH @ ST. LINE	1.6m	2.8m																																																			
ELEV @ MAIN	87.98	82.84																																																			
ELEV @ ST. LINE	88.48	83.12																																																			
MAIN SIZE	400mm	300mm																																																			
Water	Sanitary	Storm																																																			
LENGTH																																																					
MATERIAL																																																					
SIZE																																																					
COLOUR																																																					
DEPTH @ ST. LINE																																																					
DEPTH @ BLDG																																																					
Contractor <u>Dexter Construction</u> Inspected By <u>Trevor Carter - GENIVAR Inc.</u> Date <u>March 2011</u> Record Dwg. # <u>D09109-002 001</u>		Contractor _____ Inspected By _____ Date _____ Sanitary Type: Pressurized <input type="checkbox"/> Gravity <input type="checkbox"/> Private Lift Station Info: Lift: <input type="checkbox"/> Distance <input type="checkbox"/> Insulation: Rock <input type="checkbox"/> Yes <input type="checkbox"/> No <input type="checkbox"/> Clay Plug <input type="checkbox"/> Yes <input type="checkbox"/> No <input type="checkbox"/> Foundation Drain Connected <input type="checkbox"/> Yes <input type="checkbox"/> No <input type="checkbox"/> Rain Leaders Connected <input type="checkbox"/> Yes <input type="checkbox"/> No <input type="checkbox"/> Trace Wire <input type="checkbox"/> Yes <input type="checkbox"/> No <input type="checkbox"/> Sound Check <input type="checkbox"/> Yes <input type="checkbox"/> No <input type="checkbox"/>																																																			
Insulation <input checked="" type="checkbox"/> Yes <input type="checkbox"/> No Rock <input type="checkbox"/> Yes <input type="checkbox"/> No Clay Plug <input type="checkbox"/> Yes <input type="checkbox"/> No Trace Wire <input checked="" type="checkbox"/> Yes <input type="checkbox"/> No Anode <input type="checkbox"/> Yes <input checked="" type="checkbox"/> No																																																					
Curb Stop To: UPI = 4.4m UP2 = 38m Corp Stop To: UPI = 5.8m UP2 = 39.0m San End To: UPA = 29.1m FH = 28.4m		SEE BACK FOR ADDITIONAL NOTES →																																																			


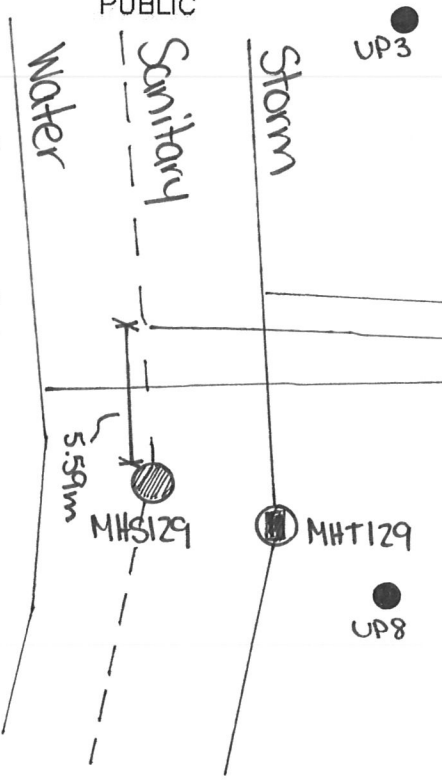
HALIFAX WATER SERVICE LATERAL INFORMATION SHEET		Street <u>Maple Grove Avenue</u> Lot <u>2</u> Civic _____																																																																				
		SLID# _____																																																																				
PUBLIC		PRIVATE																																																																				
	<table border="1" style="width:100%; border-collapse: collapse;"> <thead> <tr> <th></th> <th>Water</th> <th>Sanitary</th> <th>Storm</th> </tr> </thead> <tbody> <tr> <td>LENGTH</td> <td>11.34m</td> <td>34.35m</td> <td>—</td> </tr> <tr> <td>MATERIAL</td> <td>Polyethylene</td> <td>PVC DR28</td> <td>PVC DR35</td> </tr> <tr> <td>SIZE</td> <td>25mm</td> <td>125mm</td> <td>125mm</td> </tr> <tr> <td>COLOUR</td> <td>Blue</td> <td>White</td> <td>Green</td> </tr> <tr> <td>DEPTH @ MAIN</td> <td>2.0m</td> <td>2.7m</td> <td>—</td> </tr> <tr> <td>DEPTH @ ST. LINE</td> <td>1.7m</td> <td>2.6m</td> <td>—</td> </tr> <tr> <td>ELEV @ MAIN</td> <td>88.07</td> <td>82.09</td> <td>—</td> </tr> <tr> <td>ELEV @ ST. LINE</td> <td>88.43</td> <td>82.81</td> <td>—</td> </tr> <tr> <td>MAIN SIZE</td> <td>400mm</td> <td>300mm</td> <td>900mm</td> </tr> </tbody> </table>		Water	Sanitary	Storm	LENGTH	11.34m	34.35m	—	MATERIAL	Polyethylene	PVC DR28	PVC DR35	SIZE	25mm	125mm	125mm	COLOUR	Blue	White	Green	DEPTH @ MAIN	2.0m	2.7m	—	DEPTH @ ST. LINE	1.7m	2.6m	—	ELEV @ MAIN	88.07	82.09	—	ELEV @ ST. LINE	88.43	82.81	—	MAIN SIZE	400mm	300mm	900mm	<table border="1" style="width:100%; border-collapse: collapse;"> <thead> <tr> <th></th> <th>Water</th> <th>Sanitary</th> <th>Storm</th> </tr> </thead> <tbody> <tr><td>LENGTH</td><td></td><td></td><td></td></tr> <tr><td>MATERIAL</td><td></td><td></td><td></td></tr> <tr><td>SIZE</td><td></td><td></td><td></td></tr> <tr><td>COLOUR</td><td></td><td></td><td></td></tr> <tr><td>DEPTH @ ST. LINE</td><td></td><td></td><td></td></tr> <tr><td>DEPTH @ BLDG</td><td></td><td></td><td></td></tr> </tbody> </table>		Water	Sanitary	Storm	LENGTH				MATERIAL				SIZE				COLOUR				DEPTH @ ST. LINE				DEPTH @ BLDG			
	Water	Sanitary	Storm																																																																			
LENGTH	11.34m	34.35m	—																																																																			
MATERIAL	Polyethylene	PVC DR28	PVC DR35																																																																			
SIZE	25mm	125mm	125mm																																																																			
COLOUR	Blue	White	Green																																																																			
DEPTH @ MAIN	2.0m	2.7m	—																																																																			
DEPTH @ ST. LINE	1.7m	2.6m	—																																																																			
ELEV @ MAIN	88.07	82.09	—																																																																			
ELEV @ ST. LINE	88.43	82.81	—																																																																			
MAIN SIZE	400mm	300mm	900mm																																																																			
	Water	Sanitary	Storm																																																																			
LENGTH																																																																						
MATERIAL																																																																						
SIZE																																																																						
COLOUR																																																																						
DEPTH @ ST. LINE																																																																						
DEPTH @ BLDG																																																																						
Contractor <u>Dexter Construction</u> Inspected By <u>Trevor Carter - GENIVAR Inc.</u> Date <u>March 2011</u> Record Dwg. # <u>069109-002 001</u>		Contractor _____ Inspected By _____ Date _____ Sanitary Type: Pressurized <input type="checkbox"/> Gravity <input type="checkbox"/> Private Lift Station Info: Lift: <input type="checkbox"/> Distance <input type="checkbox"/> Insulation: <input type="checkbox"/> Yes <input type="checkbox"/> No Rock: <input type="checkbox"/> Yes <input type="checkbox"/> No Clay Plug: <input type="checkbox"/> Yes <input type="checkbox"/> No Foundation Drain Connected: <input type="checkbox"/> Yes <input type="checkbox"/> No Rain Leaders Connected: <input type="checkbox"/> Yes <input type="checkbox"/> No Trace Wire: <input type="checkbox"/> Yes <input type="checkbox"/> No Sound Check: <input type="checkbox"/> Yes <input type="checkbox"/> No																																																																				
Insulation <input checked="" type="checkbox"/> Yes <input type="checkbox"/> No Rock <input type="checkbox"/> Yes <input type="checkbox"/> No Clay Plug <input type="checkbox"/> Yes <input type="checkbox"/> No Trace Wire <input checked="" type="checkbox"/> Yes <input type="checkbox"/> No Anode <input type="checkbox"/> Yes <input checked="" type="checkbox"/> No																																																																						
<p style="text-align: center;">PUBLIC Sanitary Water PRIVATE UPA 29.2m</p> <p style="text-align: center;">MHS132 MHS133 MHT132 MHT133</p> <p style="text-align: center;">UP1 UP2</p> <p style="text-align: center;">1 2</p> <p style="text-align: right;">SEE BACK FOR ADDITIONAL NOTES →</p>																																																																						


J
FH


	<p>HALIFAX WATER SERVICE LATERAL INFORMATION SHEET</p>	<p>Street <u>Maple Grove Avenue</u> Lot <u>3</u> Civic _____</p>																																																																					
<p>PUBLIC</p> <table border="1" style="width:100%; border-collapse: collapse;"> <thead> <tr> <th></th> <th>Water</th> <th>Sanitary</th> <th>Storm</th> </tr> </thead> <tbody> <tr> <td>LENGTH</td> <td>11.21m</td> <td>11.86m</td> <td>—</td> </tr> <tr> <td>MATERIAL</td> <td>Polyethylene</td> <td>PVC DR28</td> <td>PVC DR35</td> </tr> <tr> <td>SIZE</td> <td>25mm</td> <td>125mm</td> <td>125mm</td> </tr> <tr> <td>COLOUR</td> <td>Blue</td> <td>White</td> <td>Green</td> </tr> <tr> <td>DEPTH @ MAIN</td> <td>1.9m</td> <td>3.2m</td> <td>—</td> </tr> <tr> <td>DEPTH @ ST. LINE</td> <td>1.6m</td> <td>2.6m</td> <td>—</td> </tr> <tr> <td>ELEV @ MAIN</td> <td>88.23</td> <td>86.96</td> <td>—</td> </tr> <tr> <td>ELEV @ ST. LINE</td> <td>88.54</td> <td>87.44</td> <td>—</td> </tr> <tr> <td>MAIN SIZE</td> <td>400mm</td> <td>300mm</td> <td>900mm</td> </tr> </tbody> </table> <p>Contractor <u>Dexter Construction</u> Inspected By <u>Trevor Carter - GENIVAR Inc.</u> Date <u>March 2011</u> Record Dwg. # <u>D09109-002 001</u></p> <p>Insulation Rock <input checked="" type="checkbox"/> Yes <input type="checkbox"/> No Clay Plug <input type="checkbox"/> Yes <input type="checkbox"/> No Trace Wire <input checked="" type="checkbox"/> Yes <input type="checkbox"/> No Anode <input type="checkbox"/> Yes <input checked="" type="checkbox"/> No</p>			Water	Sanitary	Storm	LENGTH	11.21m	11.86m	—	MATERIAL	Polyethylene	PVC DR28	PVC DR35	SIZE	25mm	125mm	125mm	COLOUR	Blue	White	Green	DEPTH @ MAIN	1.9m	3.2m	—	DEPTH @ ST. LINE	1.6m	2.6m	—	ELEV @ MAIN	88.23	86.96	—	ELEV @ ST. LINE	88.54	87.44	—	MAIN SIZE	400mm	300mm	900mm	<p>PRIVATE</p> <table border="1" style="width:100%; border-collapse: collapse;"> <thead> <tr> <th></th> <th>Water</th> <th>Sanitary</th> <th>Storm</th> </tr> </thead> <tbody> <tr> <td>LENGTH</td> <td></td> <td></td> <td></td> </tr> <tr> <td>MATERIAL</td> <td></td> <td></td> <td></td> </tr> <tr> <td>SIZE</td> <td></td> <td></td> <td></td> </tr> <tr> <td>COLOUR</td> <td></td> <td></td> <td></td> </tr> <tr> <td>DEPTH @ ST. LINE</td> <td></td> <td></td> <td></td> </tr> <tr> <td>DEPTH @ BLDG</td> <td></td> <td></td> <td></td> </tr> </tbody> </table> <p>Contractor _____ Inspected By _____ Date _____</p> <p>Sanitary Type: Pressurized <input type="checkbox"/> Gravity <input type="checkbox"/> Private Lift Station Info: Lift: <input type="checkbox"/> Distance <input type="checkbox"/></p> <p>Insulation Rock <input type="checkbox"/> Yes <input type="checkbox"/> No Clay Plug <input type="checkbox"/> Yes <input type="checkbox"/> No Foundation Drain Connected <input type="checkbox"/> Yes <input type="checkbox"/> No Rain Leaders Connected <input type="checkbox"/> Yes <input type="checkbox"/> No Trace Wire <input type="checkbox"/> Yes <input type="checkbox"/> No Sound Check <input type="checkbox"/> Yes <input type="checkbox"/> No</p>			Water	Sanitary	Storm	LENGTH				MATERIAL				SIZE				COLOUR				DEPTH @ ST. LINE				DEPTH @ BLDG			
	Water	Sanitary	Storm																																																																				
LENGTH	11.21m	11.86m	—																																																																				
MATERIAL	Polyethylene	PVC DR28	PVC DR35																																																																				
SIZE	25mm	125mm	125mm																																																																				
COLOUR	Blue	White	Green																																																																				
DEPTH @ MAIN	1.9m	3.2m	—																																																																				
DEPTH @ ST. LINE	1.6m	2.6m	—																																																																				
ELEV @ MAIN	88.23	86.96	—																																																																				
ELEV @ ST. LINE	88.54	87.44	—																																																																				
MAIN SIZE	400mm	300mm	900mm																																																																				
	Water	Sanitary	Storm																																																																				
LENGTH																																																																							
MATERIAL																																																																							
SIZE																																																																							
COLOUR																																																																							
DEPTH @ ST. LINE																																																																							
DEPTH @ BLDG																																																																							
<p>Curb Stop To: UP1 = 33.9m UP2 = 8.0m</p> <p>Corp Stop To: UP1 = 33.6m UP2 = 9.6m</p> <p>San End to: UP1 = 31.3m UP2 = 11.6m</p>		<p>PUBLIC</p>  <p>PRIVATE</p> <p>2</p> <p>3</p> <p>4</p> <p>*Storm lateral discharges at rear of house into a wet well</p>																																																																					
SEE BACK FOR ADDITIONAL NOTES →																																																																							


	HALIFAX WATER SERVICE LATERAL INFORMATION SHEET	Street <u>Maple Grove Avenue</u> Lot <u>4</u> Civic _____																																																																			
		SLID# _____																																																																			
<table border="1" style="width:100%; border-collapse: collapse;"> <thead> <tr> <th></th> <th>Water</th> <th>Sanitary</th> <th>Storm</th> </tr> </thead> <tbody> <tr> <td>LENGTH</td> <td>9.28m</td> <td>10.23m</td> <td>—</td> </tr> <tr> <td>MATERIAL</td> <td>Polyethylene</td> <td>PVC DR28</td> <td>PVC DR35</td> </tr> <tr> <td>SIZE</td> <td>25mm</td> <td>125mm</td> <td>125mm</td> </tr> <tr> <td>COLOUR</td> <td>Blue</td> <td>White</td> <td>Green</td> </tr> <tr> <td>DEPTH @ MAIN</td> <td>2.0m</td> <td>3.2m</td> <td>—</td> </tr> <tr> <td>DEPTH @ ST. LINE</td> <td>1.7m</td> <td>2.6m</td> <td>—</td> </tr> <tr> <td>ELEV @ MAIN</td> <td>88.25</td> <td>87.03</td> <td>—</td> </tr> <tr> <td>ELEV @ ST. LINE</td> <td>88.64</td> <td>87.46</td> <td>—</td> </tr> <tr> <td>MAIN SIZE</td> <td>400mm</td> <td>300mm</td> <td>900mm</td> </tr> </tbody> </table> <p>Contractor <u>Dexter Construction</u> Inspected By <u>Trevor Carter - GENIVAR Inc.</u> Date <u>March 2011</u> Record Dwg. # <u>DC9169-002 001</u></p> <p>Insulation <input checked="" type="checkbox"/> Yes <input type="checkbox"/> No Rock <input type="checkbox"/> Yes <input type="checkbox"/> No Clay Plug <input type="checkbox"/> Yes <input type="checkbox"/> No Trace Wire <input checked="" type="checkbox"/> Yes <input type="checkbox"/> No Anode <input type="checkbox"/> Yes <input checked="" type="checkbox"/> No</p>		Water	Sanitary	Storm	LENGTH	9.28m	10.23m	—	MATERIAL	Polyethylene	PVC DR28	PVC DR35	SIZE	25mm	125mm	125mm	COLOUR	Blue	White	Green	DEPTH @ MAIN	2.0m	3.2m	—	DEPTH @ ST. LINE	1.7m	2.6m	—	ELEV @ MAIN	88.25	87.03	—	ELEV @ ST. LINE	88.64	87.46	—	MAIN SIZE	400mm	300mm	900mm	<table border="1" style="width:100%; border-collapse: collapse;"> <thead> <tr> <th></th> <th>Water</th> <th>Sanitary</th> <th>Storm</th> </tr> </thead> <tbody> <tr> <td>LENGTH</td> <td></td> <td></td> <td></td> </tr> <tr> <td>MATERIAL</td> <td></td> <td></td> <td></td> </tr> <tr> <td>SIZE</td> <td></td> <td></td> <td></td> </tr> <tr> <td>COLOUR</td> <td></td> <td></td> <td></td> </tr> <tr> <td>DEPTH @ ST. LINE</td> <td></td> <td></td> <td></td> </tr> <tr> <td>DEPTH @ BLDG</td> <td></td> <td></td> <td></td> </tr> </tbody> </table> <p>Contractor _____ Inspected By _____ Date _____</p> <p>Sanitary Type Pressurized <input type="checkbox"/> Gravity <input type="checkbox"/> Private Lift Station Info. Lift: <input type="checkbox"/> Distance <input type="checkbox"/></p> <p>Insulation <input type="checkbox"/> Yes <input type="checkbox"/> No Rock <input type="checkbox"/> Yes <input type="checkbox"/> No Clay Plug <input type="checkbox"/> Yes <input type="checkbox"/> No Foundation Drain Connected <input type="checkbox"/> Yes <input type="checkbox"/> No Rain Leaders Connected <input type="checkbox"/> Yes <input type="checkbox"/> No Trace Wire <input type="checkbox"/> Yes <input type="checkbox"/> No Sound Check <input type="checkbox"/> Yes <input type="checkbox"/> No</p>		Water	Sanitary	Storm	LENGTH				MATERIAL				SIZE				COLOUR				DEPTH @ ST. LINE				DEPTH @ BLDG			
	Water	Sanitary	Storm																																																																		
LENGTH	9.28m	10.23m	—																																																																		
MATERIAL	Polyethylene	PVC DR28	PVC DR35																																																																		
SIZE	25mm	125mm	125mm																																																																		
COLOUR	Blue	White	Green																																																																		
DEPTH @ MAIN	2.0m	3.2m	—																																																																		
DEPTH @ ST. LINE	1.7m	2.6m	—																																																																		
ELEV @ MAIN	88.25	87.03	—																																																																		
ELEV @ ST. LINE	88.64	87.46	—																																																																		
MAIN SIZE	400mm	300mm	900mm																																																																		
	Water	Sanitary	Storm																																																																		
LENGTH																																																																					
MATERIAL																																																																					
SIZE																																																																					
COLOUR																																																																					
DEPTH @ ST. LINE																																																																					
DEPTH @ BLDG																																																																					
<p style="text-align: center;">PUBLIC</p> <p>Curb Stop To: UP2 = 6.3m UP3 = 27.4m</p> <p>Corp Stop To: UP2 = 7.8m UP3 = 26.3m</p> <p>San End To: UP2 = 5.7m UP3 = 30.6m</p> 	<p style="text-align: center;">PRIVATE</p> <p style="text-align: center; font-size: 2em;">3</p> <p style="text-align: center; font-size: 2em;">4</p> <p style="text-align: center; font-size: 2em;">5</p> <p>*Note: Storm Lateral is discharged to a wet well at rear of house</p> <p style="text-align: right;">SEE BACK FOR ADDITIONAL NOTES →</p>																																																																				


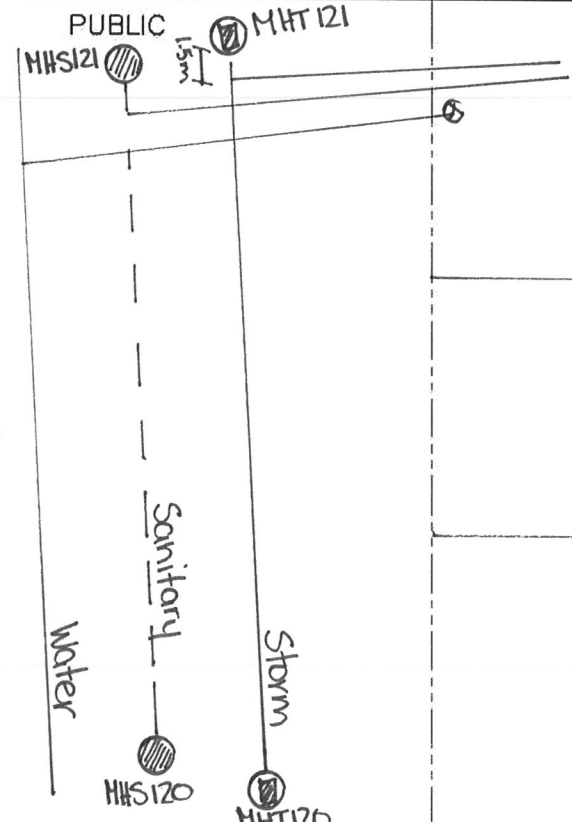
	HALIFAX WATER SERVICE LATERAL INFORMATION SHEET	Street <u>Maple Grove Avenue</u> Lot <u>5</u> Civic _____																																																																			
		SLID# _____																																																																			
<p>PUBLIC</p> <table border="1" style="width:100%; border-collapse: collapse;"> <thead> <tr> <th></th> <th>Water</th> <th>Sanitary</th> <th>Storm</th> </tr> </thead> <tbody> <tr> <td>LENGTH</td> <td>11.75m</td> <td>12.32m</td> <td>—</td> </tr> <tr> <td>MATERIAL</td> <td>Polyethylene</td> <td>PVC DR28</td> <td>PVC DR35</td> </tr> <tr> <td>SIZE</td> <td>25mm</td> <td>125mm</td> <td>125mm</td> </tr> <tr> <td>COLOUR</td> <td>Blue</td> <td>White</td> <td>Green</td> </tr> <tr> <td>DEPTH @ MAIN</td> <td>2.0m</td> <td>3.1m</td> <td>—</td> </tr> <tr> <td>DEPTH @ ST. LINE</td> <td>1.8m</td> <td>1.7m</td> <td>—</td> </tr> <tr> <td>ELEV @ MAIN</td> <td>88.36</td> <td>87.25</td> <td>—</td> </tr> <tr> <td>ELEV @ ST. LINE</td> <td>88.69</td> <td>87.54</td> <td>—</td> </tr> <tr> <td>MAIN SIZE</td> <td>400mm</td> <td>300mm</td> <td>900mm</td> </tr> </tbody> </table> <p>Contractor <u>Dexter Construction</u> Inspected By <u>Trevor Carter - GENIVAR Inc.</u> Date <u>March 2011</u> Record Dwg. # <u>D09109-002 001</u></p> <p>Insulation <input checked="" type="checkbox"/> Yes <input type="checkbox"/> No Rock <input type="checkbox"/> Yes <input type="checkbox"/> No Clay Plug <input type="checkbox"/> Yes <input type="checkbox"/> No Trace Wire <input checked="" type="checkbox"/> Yes <input type="checkbox"/> No Anode <input type="checkbox"/> Yes <input checked="" type="checkbox"/> No</p>		Water	Sanitary	Storm	LENGTH	11.75m	12.32m	—	MATERIAL	Polyethylene	PVC DR28	PVC DR35	SIZE	25mm	125mm	125mm	COLOUR	Blue	White	Green	DEPTH @ MAIN	2.0m	3.1m	—	DEPTH @ ST. LINE	1.8m	1.7m	—	ELEV @ MAIN	88.36	87.25	—	ELEV @ ST. LINE	88.69	87.54	—	MAIN SIZE	400mm	300mm	900mm	<p>PRIVATE</p> <table border="1" style="width:100%; border-collapse: collapse;"> <thead> <tr> <th></th> <th>Water</th> <th>Sanitary</th> <th>Storm</th> </tr> </thead> <tbody> <tr> <td>LENGTH</td> <td></td> <td></td> <td></td> </tr> <tr> <td>MATERIAL</td> <td></td> <td></td> <td></td> </tr> <tr> <td>SIZE</td> <td></td> <td></td> <td></td> </tr> <tr> <td>COLOUR</td> <td></td> <td></td> <td></td> </tr> <tr> <td>DEPTH @ ST. LINE</td> <td></td> <td></td> <td></td> </tr> <tr> <td>DEPTH @ BLDG</td> <td></td> <td></td> <td></td> </tr> </tbody> </table> <p>Contractor _____ Inspected By _____ Date _____</p> <p>Sanitary Type: Pressurized <input type="checkbox"/> Gravity <input type="checkbox"/> Private Lift Station Info: Lift: <input type="checkbox"/> Distance <input type="checkbox"/></p> <p>Insulation: Yes <input type="checkbox"/> No <input type="checkbox"/> Rock: Yes <input type="checkbox"/> No <input type="checkbox"/> Clay Plug: Yes <input type="checkbox"/> No <input type="checkbox"/> Foundation Drain Connected: Yes <input type="checkbox"/> No <input type="checkbox"/> Rain Leaders Connected: Yes <input type="checkbox"/> No <input type="checkbox"/> Trace Wire: Yes <input type="checkbox"/> No <input type="checkbox"/> Sound Check: Yes <input type="checkbox"/> No <input type="checkbox"/></p>		Water	Sanitary	Storm	LENGTH				MATERIAL				SIZE				COLOUR				DEPTH @ ST. LINE				DEPTH @ BLDG			
	Water	Sanitary	Storm																																																																		
LENGTH	11.75m	12.32m	—																																																																		
MATERIAL	Polyethylene	PVC DR28	PVC DR35																																																																		
SIZE	25mm	125mm	125mm																																																																		
COLOUR	Blue	White	Green																																																																		
DEPTH @ MAIN	2.0m	3.1m	—																																																																		
DEPTH @ ST. LINE	1.8m	1.7m	—																																																																		
ELEV @ MAIN	88.36	87.25	—																																																																		
ELEV @ ST. LINE	88.69	87.54	—																																																																		
MAIN SIZE	400mm	300mm	900mm																																																																		
	Water	Sanitary	Storm																																																																		
LENGTH																																																																					
MATERIAL																																																																					
SIZE																																																																					
COLOUR																																																																					
DEPTH @ ST. LINE																																																																					
DEPTH @ BLDG																																																																					
<p>Curb Stop To: UP2 = 24.3m UP3 = 9.2m</p> <p>Corp Stop To: UP2 = 7.8m UP3 = 26.3m</p> <p>San End To: UP2 = 27.8m UP3 = 7.7m</p>	<p>PUBLIC</p> 	<p>PRIVATE</p> <p style="text-align: center; font-size: 2em;">4</p> <p style="text-align: center; font-size: 2em;">5</p> <p>Storm lateral discharged at rear of house into wet well</p>																																																																			
SEE BACK FOR ADDITIONAL NOTES →																																																																					


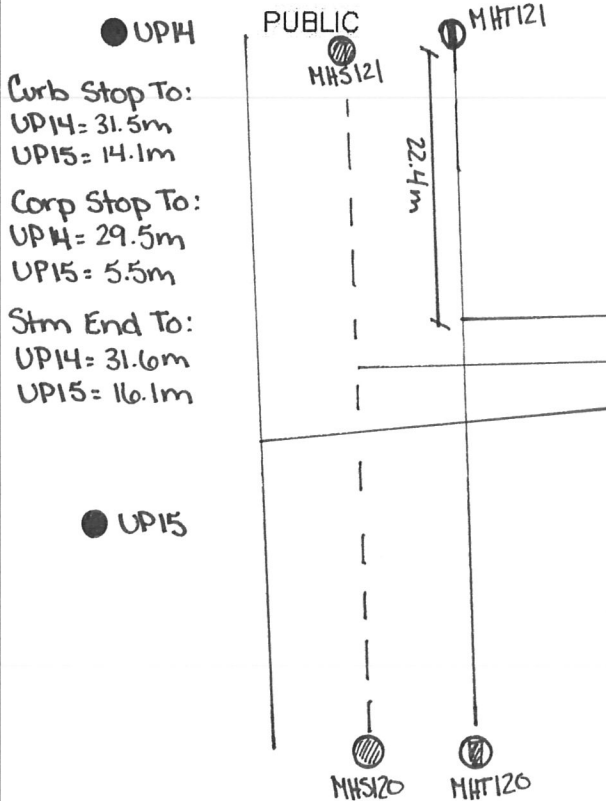
	<p>HALIFAX WATER SERVICE LATERAL INFORMATION SHEET</p>	<p>Street <u>Maple Grove Avenue</u> Lot <u>6</u> Civic _____</p>																																																																			
		SID# _____																																																																			
<p>PUBLIC</p> <table border="1" style="width:100%; border-collapse: collapse;"> <thead> <tr> <th></th> <th>Water</th> <th>Sanitary</th> <th>Storm</th> </tr> </thead> <tbody> <tr><td>LENGTH</td><td></td><td></td><td></td></tr> <tr><td>MATERIAL</td><td>Polyethylene</td><td>PVC DR28</td><td>PVC DR35</td></tr> <tr><td>SIZE</td><td>25mm</td><td>125mm</td><td>125mm</td></tr> <tr><td>COLOUR</td><td>Blue</td><td>White</td><td>Green</td></tr> <tr><td>DEPTH @ MAIN</td><td>1.9m</td><td>3.0m</td><td>3.4m</td></tr> <tr><td>DEPTH @ ST. LINE</td><td>1.7m</td><td>3.0m</td><td>3.0m</td></tr> <tr><td>ELEV @ MAIN</td><td>88.56</td><td>87.46</td><td>87.12</td></tr> <tr><td>ELEV @ ST. LINE</td><td>88.92</td><td>87.75</td><td>87.78</td></tr> <tr><td>MAIN SIZE</td><td>400mm</td><td>300mm</td><td>750mm</td></tr> </tbody> </table> <p>Contractor <u>Dexter Construction</u> Inspected By <u>Trevor Carter - GENIVAR Inc.</u> Date <u>April 2011</u> Record Dwg. # <u>009109-002 001</u></p> <p>Insulation <input checked="" type="checkbox"/> Yes <input type="checkbox"/> No Rock <input type="checkbox"/> Yes <input type="checkbox"/> No Clay Plug <input type="checkbox"/> Yes <input type="checkbox"/> No Trace Wire <input checked="" type="checkbox"/> Yes <input type="checkbox"/> No Anode <input type="checkbox"/> Yes <input checked="" type="checkbox"/> No</p>		Water	Sanitary	Storm	LENGTH				MATERIAL	Polyethylene	PVC DR28	PVC DR35	SIZE	25mm	125mm	125mm	COLOUR	Blue	White	Green	DEPTH @ MAIN	1.9m	3.0m	3.4m	DEPTH @ ST. LINE	1.7m	3.0m	3.0m	ELEV @ MAIN	88.56	87.46	87.12	ELEV @ ST. LINE	88.92	87.75	87.78	MAIN SIZE	400mm	300mm	750mm	<p>PRIVATE</p> <table border="1" style="width:100%; border-collapse: collapse;"> <thead> <tr> <th></th> <th>Water</th> <th>Sanitary</th> <th>Storm</th> </tr> </thead> <tbody> <tr><td>LENGTH</td><td></td><td></td><td></td></tr> <tr><td>MATERIAL</td><td></td><td></td><td></td></tr> <tr><td>SIZE</td><td></td><td></td><td></td></tr> <tr><td>COLOUR</td><td></td><td></td><td></td></tr> <tr><td>DEPTH @ ST. LINE</td><td></td><td></td><td></td></tr> <tr><td>DEPTH @ BLDG</td><td></td><td></td><td></td></tr> </tbody> </table> <p>Contractor _____ Inspected By _____ Date _____</p> <p>Sanitary Type: Pressurized <input type="checkbox"/> Gravity <input type="checkbox"/> Private Lift Station Info: Lift: <input type="checkbox"/> Distance <input type="checkbox"/></p> <p>Insulation <input type="checkbox"/> Yes <input type="checkbox"/> No Rock <input type="checkbox"/> Yes <input type="checkbox"/> No Clay Plug <input type="checkbox"/> Yes <input type="checkbox"/> No Foundation Drain Connected <input type="checkbox"/> Yes <input type="checkbox"/> No Rain Leaders Connected <input type="checkbox"/> Yes <input type="checkbox"/> No Trace Wire <input type="checkbox"/> Yes <input type="checkbox"/> No Sound Check <input type="checkbox"/> Yes <input type="checkbox"/> No</p>		Water	Sanitary	Storm	LENGTH				MATERIAL				SIZE				COLOUR				DEPTH @ ST. LINE				DEPTH @ BLDG			
	Water	Sanitary	Storm																																																																		
LENGTH																																																																					
MATERIAL	Polyethylene	PVC DR28	PVC DR35																																																																		
SIZE	25mm	125mm	125mm																																																																		
COLOUR	Blue	White	Green																																																																		
DEPTH @ MAIN	1.9m	3.0m	3.4m																																																																		
DEPTH @ ST. LINE	1.7m	3.0m	3.0m																																																																		
ELEV @ MAIN	88.56	87.46	87.12																																																																		
ELEV @ ST. LINE	88.92	87.75	87.78																																																																		
MAIN SIZE	400mm	300mm	750mm																																																																		
	Water	Sanitary	Storm																																																																		
LENGTH																																																																					
MATERIAL																																																																					
SIZE																																																																					
COLOUR																																																																					
DEPTH @ ST. LINE																																																																					
DEPTH @ BLDG																																																																					
<p>PUBLIC</p> <p>Curb Stop To: UP3 = 26.1m UP8 = 10.3m</p> <p>Corp Stop To: UP3 = 26.5m UP8 = 9.9m</p> <p>San End To: UP3 = 26.4m UP8 = 11.4m</p> 	<p>PRIVATE</p> <p style="text-align: center; font-size: 2em;">6</p> <p style="text-align: center; font-size: 2em;">7</p> <p style="text-align: center;">SEE BACK FOR ADDITIONAL NOTES →</p>																																																																				


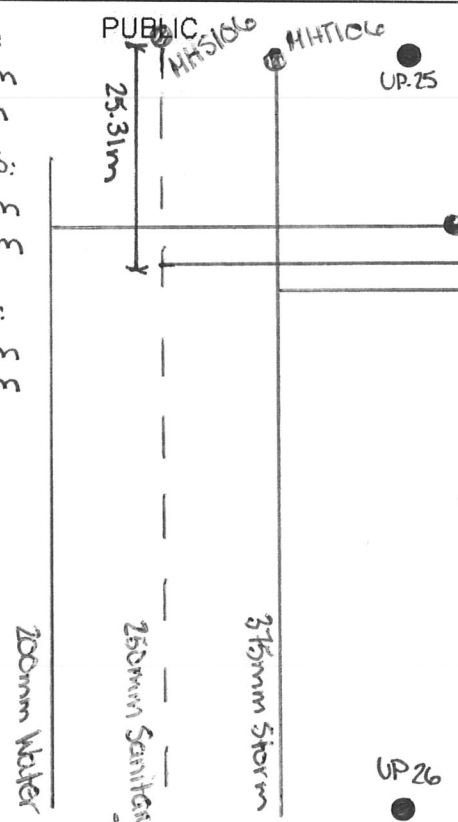
	HALIFAX WATER SERVICE LATERAL INFORMATION SHEET	Street <u>Maple Grove Avenue</u> Lot <u>7</u> Civic _____																																																																			
		SLID# _____																																																																			
<p>PUBLIC</p> <table border="1" style="width:100%; border-collapse: collapse;"> <thead> <tr> <th></th> <th>Water</th> <th>Sanitary</th> <th>Storm</th> </tr> </thead> <tbody> <tr> <td>LENGTH</td> <td>9.55m</td> <td>10.19m</td> <td>9.02m</td> </tr> <tr> <td>MATERIAL</td> <td>Polyethylene</td> <td>PVC DR28</td> <td>PVC DR35</td> </tr> <tr> <td>SIZE</td> <td>25mm</td> <td>125mm</td> <td>125mm</td> </tr> <tr> <td>COLOUR</td> <td>Blue</td> <td>White</td> <td>Green</td> </tr> <tr> <td>DEPTH @ MAIN</td> <td>2.2m</td> <td>2.9m</td> <td>3.3m</td> </tr> <tr> <td>DEPTH @ ST. LINE</td> <td>1.7m</td> <td>2.8m</td> <td>2.8m</td> </tr> <tr> <td>ELEV @ MAIN</td> <td>88.75</td> <td>87.68</td> <td>87.34</td> </tr> <tr> <td>ELEV @ ST. LINE</td> <td>89.19</td> <td>88.27</td> <td>88.26</td> </tr> <tr> <td>MAIN SIZE</td> <td>400mm</td> <td>250mm</td> <td>600mm</td> </tr> </tbody> </table> <p>Contractor <u>Dexter Construction</u> Inspected By <u>Trevor Carter - GENIVAR Inc.</u> Date <u>April 2011</u> Record Dwg. # <u>069109-002.001</u></p> <p>Insulation <input checked="" type="checkbox"/> Yes <input type="checkbox"/> No Rock <input type="checkbox"/> Yes <input type="checkbox"/> No Clay Plug <input type="checkbox"/> Yes <input type="checkbox"/> No Trace Wire <input checked="" type="checkbox"/> Yes <input type="checkbox"/> No Anode <input type="checkbox"/> Yes <input checked="" type="checkbox"/> No</p>		Water	Sanitary	Storm	LENGTH	9.55m	10.19m	9.02m	MATERIAL	Polyethylene	PVC DR28	PVC DR35	SIZE	25mm	125mm	125mm	COLOUR	Blue	White	Green	DEPTH @ MAIN	2.2m	2.9m	3.3m	DEPTH @ ST. LINE	1.7m	2.8m	2.8m	ELEV @ MAIN	88.75	87.68	87.34	ELEV @ ST. LINE	89.19	88.27	88.26	MAIN SIZE	400mm	250mm	600mm	<p>PRIVATE</p> <table border="1" style="width:100%; border-collapse: collapse;"> <thead> <tr> <th></th> <th>Water</th> <th>Sanitary</th> <th>Storm</th> </tr> </thead> <tbody> <tr> <td>LENGTH</td> <td></td> <td></td> <td></td> </tr> <tr> <td>MATERIAL</td> <td></td> <td></td> <td></td> </tr> <tr> <td>SIZE</td> <td></td> <td></td> <td></td> </tr> <tr> <td>COLOUR</td> <td></td> <td></td> <td></td> </tr> <tr> <td>DEPTH @ ST. LINE</td> <td></td> <td></td> <td></td> </tr> <tr> <td>DEPTH @ BLDG</td> <td></td> <td></td> <td></td> </tr> </tbody> </table> <p>Contractor _____ Inspected By _____ Date _____</p> <p>Sanitary Type: Pressurized <input type="checkbox"/> Gravity <input type="checkbox"/> Private Lift Station Info: Lift: <input type="checkbox"/> Distance <input type="checkbox"/></p> <p>Insulation: <input type="checkbox"/> Yes <input type="checkbox"/> No Rock: <input type="checkbox"/> Yes <input type="checkbox"/> No Clay Plug: <input type="checkbox"/> Yes <input type="checkbox"/> No Foundation Drain Connected: <input type="checkbox"/> Yes <input type="checkbox"/> No Rain Leaders Connected: <input type="checkbox"/> Yes <input type="checkbox"/> No Trace Wire: <input type="checkbox"/> Yes <input type="checkbox"/> No Sound Check: <input type="checkbox"/> Yes <input type="checkbox"/> No</p>		Water	Sanitary	Storm	LENGTH				MATERIAL				SIZE				COLOUR				DEPTH @ ST. LINE				DEPTH @ BLDG			
	Water	Sanitary	Storm																																																																		
LENGTH	9.55m	10.19m	9.02m																																																																		
MATERIAL	Polyethylene	PVC DR28	PVC DR35																																																																		
SIZE	25mm	125mm	125mm																																																																		
COLOUR	Blue	White	Green																																																																		
DEPTH @ MAIN	2.2m	2.9m	3.3m																																																																		
DEPTH @ ST. LINE	1.7m	2.8m	2.8m																																																																		
ELEV @ MAIN	88.75	87.68	87.34																																																																		
ELEV @ ST. LINE	89.19	88.27	88.26																																																																		
MAIN SIZE	400mm	250mm	600mm																																																																		
	Water	Sanitary	Storm																																																																		
LENGTH																																																																					
MATERIAL																																																																					
SIZE																																																																					
COLOUR																																																																					
DEPTH @ ST. LINE																																																																					
DEPTH @ BLDG																																																																					
<p>Curb Stop To: UP8 = 7.3m UP9 = 35.8m</p> <p>Corp Stop To: UP8 = 10.6m UP9 = 29.3m</p> <p>Stm End To: UP8 = 8.1m UP9 = 37.3m</p> <p>Water Sanitary Storm</p> <p>UP9</p>	<p>PRIVATE</p> <p>MH\$129 MHT129 UP8 5.75m</p> <p>6 7 8</p> <p>SEE BACK FOR ADDITIONAL NOTES →</p>																																																																				


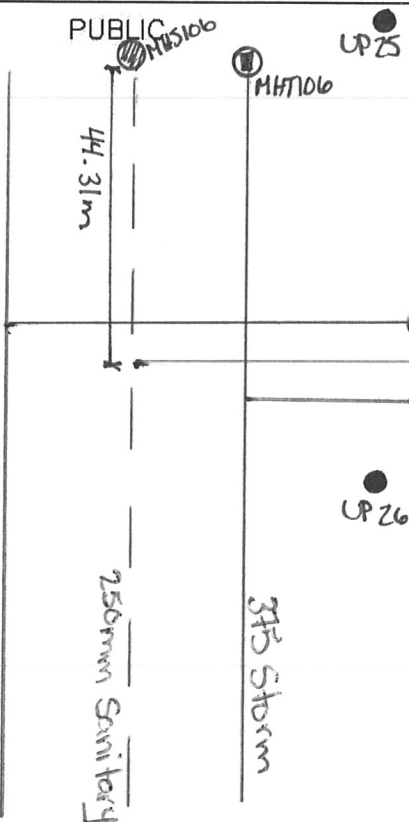
	<p>HALIFAX WATER SERVICE LATERAL INFORMATION SHEET</p>	<p>Street <u>Maple Grove Avenue</u> Lot <u>23</u> Civic _____</p>																																																																			
		SLID# _____																																																																			
<p>PUBLIC</p> <table border="1" style="width:100%; border-collapse: collapse;"> <thead> <tr> <th></th> <th>Water</th> <th>Sanitary</th> <th>Storm</th> </tr> </thead> <tbody> <tr> <td>LENGTH</td> <td>10.16m</td> <td>10.79m</td> <td>8.59m</td> </tr> <tr> <td>MATERIAL</td> <td>Polyethylene</td> <td>PVC DR28</td> <td>PVC DR35</td> </tr> <tr> <td>SIZE</td> <td>25mm</td> <td>125mm</td> <td>125mm</td> </tr> <tr> <td>COLOUR</td> <td>Blue</td> <td>White</td> <td>Green</td> </tr> <tr> <td>DEPTH @ MAIN</td> <td>2.0 m</td> <td>3.0 m</td> <td>3.5m</td> </tr> <tr> <td>DEPTH @ ST. LINE</td> <td>1.8 m</td> <td>2.6m</td> <td>2.5m</td> </tr> <tr> <td>ELEV @ MAIN</td> <td>92.05</td> <td>90.96</td> <td>90.51</td> </tr> <tr> <td>ELEV @ ST. LINE</td> <td>92.49</td> <td>91.70</td> <td>91.82</td> </tr> <tr> <td>MAIN SIZE</td> <td>400mm</td> <td>250mm</td> <td>600mm</td> </tr> </tbody> </table> <p>Contractor <u>Dexter Construction</u> Inspected By <u>Trevor Carter - GENIVAR Inc.</u> Date <u>March 2011</u> Record Dwg. # <u>009109-002 001</u></p> <p>Insulation <input checked="" type="checkbox"/> Yes <input type="checkbox"/> No Rock <input type="checkbox"/> Yes <input type="checkbox"/> No Clay Plug <input type="checkbox"/> Yes <input type="checkbox"/> No Trace Wire <input checked="" type="checkbox"/> Yes <input type="checkbox"/> No Anode <input type="checkbox"/> Yes <input checked="" type="checkbox"/> No</p>		Water	Sanitary	Storm	LENGTH	10.16m	10.79m	8.59m	MATERIAL	Polyethylene	PVC DR28	PVC DR35	SIZE	25mm	125mm	125mm	COLOUR	Blue	White	Green	DEPTH @ MAIN	2.0 m	3.0 m	3.5m	DEPTH @ ST. LINE	1.8 m	2.6m	2.5m	ELEV @ MAIN	92.05	90.96	90.51	ELEV @ ST. LINE	92.49	91.70	91.82	MAIN SIZE	400mm	250mm	600mm	<p>PRIVATE</p> <table border="1" style="width:100%; border-collapse: collapse;"> <thead> <tr> <th></th> <th>Water</th> <th>Sanitary</th> <th>Storm</th> </tr> </thead> <tbody> <tr><td>LENGTH</td><td></td><td></td><td></td></tr> <tr><td>MATERIAL</td><td></td><td></td><td></td></tr> <tr><td>SIZE</td><td></td><td></td><td></td></tr> <tr><td>COLOUR</td><td></td><td></td><td></td></tr> <tr><td>DEPTH @ ST. LINE</td><td></td><td></td><td></td></tr> <tr><td>DEPTH @ BLDG</td><td></td><td></td><td></td></tr> </tbody> </table> <p>Contractor _____ Inspected By _____ Date _____</p> <p>Sanitary Type. Pressurized <input type="checkbox"/> Gravity <input type="checkbox"/> Private Lift Station Info. Lift: <input type="checkbox"/> Distance <input type="checkbox"/></p> <p>Insulation <input type="checkbox"/> Yes <input type="checkbox"/> No Rock <input type="checkbox"/> Yes <input type="checkbox"/> No Clay Plug <input type="checkbox"/> Yes <input type="checkbox"/> No Foundation Drain Connected <input type="checkbox"/> Yes <input type="checkbox"/> No Rain Leaders Connected <input type="checkbox"/> Yes <input type="checkbox"/> No Trace Wire <input type="checkbox"/> Yes <input type="checkbox"/> No Sound Check <input type="checkbox"/> Yes <input type="checkbox"/> No</p>		Water	Sanitary	Storm	LENGTH				MATERIAL				SIZE				COLOUR				DEPTH @ ST. LINE				DEPTH @ BLDG			
	Water	Sanitary	Storm																																																																		
LENGTH	10.16m	10.79m	8.59m																																																																		
MATERIAL	Polyethylene	PVC DR28	PVC DR35																																																																		
SIZE	25mm	125mm	125mm																																																																		
COLOUR	Blue	White	Green																																																																		
DEPTH @ MAIN	2.0 m	3.0 m	3.5m																																																																		
DEPTH @ ST. LINE	1.8 m	2.6m	2.5m																																																																		
ELEV @ MAIN	92.05	90.96	90.51																																																																		
ELEV @ ST. LINE	92.49	91.70	91.82																																																																		
MAIN SIZE	400mm	250mm	600mm																																																																		
	Water	Sanitary	Storm																																																																		
LENGTH																																																																					
MATERIAL																																																																					
SIZE																																																																					
COLOUR																																																																					
DEPTH @ ST. LINE																																																																					
DEPTH @ BLDG																																																																					
<p>UP9 ●</p> <p>Curb Stop To: UP9 = 22.8m UP14 = 31.2m</p> <p>Corp Stop To: UP9 = 18.6m UP14 = 27.9m</p> <p>Stm End To: UP9 = 23.4m UP14 = 32.5m</p> <p>UP14 ●</p>	<p>PUBLIC</p> <p>MHS128 MHT128</p> <p>8.82m</p> <p>Water Sanitary Storm</p>	<p>PRIVATE</p> <p>Lot 23</p> <p>Lot 24</p> <p style="text-align: right;">SEE BACK FOR ADDITIONAL NOTES →</p>																																																																			

	HALIFAX WATER SERVICE LATERAL INFORMATION SHEET	Street <u>Maple Grove Avenue</u> Lot <u>24</u> Civic _____																																																																			
		SLID# _____																																																																			
<p>PUBLIC</p> <table border="1" style="width:100%; border-collapse: collapse;"> <thead> <tr> <th></th> <th>Water</th> <th>Sanitary</th> <th>Storm</th> </tr> </thead> <tbody> <tr> <td>LENGTH</td> <td>9.87m</td> <td>10.65m</td> <td>8.75m</td> </tr> <tr> <td>MATERIAL</td> <td>Polyethylene</td> <td>PVC DR28</td> <td>PVC DR35</td> </tr> <tr> <td>SIZE</td> <td>25mm</td> <td>125mm</td> <td>125mm</td> </tr> <tr> <td>COLOUR</td> <td>Blue</td> <td>White</td> <td>Green</td> </tr> <tr> <td>DEPTH @ MAIN</td> <td>1.9m</td> <td>3.1m</td> <td>3.3m</td> </tr> <tr> <td>DEPTH @ ST. LINE</td> <td>1.7m</td> <td>2.3m</td> <td>2.3m</td> </tr> <tr> <td>ELEV @ MAIN</td> <td>93.68</td> <td>92.50</td> <td>92.31</td> </tr> <tr> <td>ELEV @ ST. LINE</td> <td>94.09</td> <td>93.52</td> <td>93.53</td> </tr> <tr> <td>MAIN SIZE</td> <td>400mm</td> <td>250mm</td> <td>600mm</td> </tr> </tbody> </table> <p>Contractor <u>Dexter Construction</u> Inspected By <u>Trevor Carter - GENIVAR Inc.</u> Date <u>March 2011</u> Record Dwg. # <u>D09109-002 001</u></p> <p>Insulation <input checked="" type="checkbox"/> Yes <input type="checkbox"/> No Rock <input type="checkbox"/> Yes <input type="checkbox"/> No Clay Plug <input type="checkbox"/> Yes <input type="checkbox"/> No Trace Wire <input checked="" type="checkbox"/> Yes <input type="checkbox"/> No Anode <input type="checkbox"/> Yes <input checked="" type="checkbox"/> No</p>		Water	Sanitary	Storm	LENGTH	9.87m	10.65m	8.75m	MATERIAL	Polyethylene	PVC DR28	PVC DR35	SIZE	25mm	125mm	125mm	COLOUR	Blue	White	Green	DEPTH @ MAIN	1.9m	3.1m	3.3m	DEPTH @ ST. LINE	1.7m	2.3m	2.3m	ELEV @ MAIN	93.68	92.50	92.31	ELEV @ ST. LINE	94.09	93.52	93.53	MAIN SIZE	400mm	250mm	600mm	<p>PRIVATE</p> <table border="1" style="width:100%; border-collapse: collapse;"> <thead> <tr> <th></th> <th>Water</th> <th>Sanitary</th> <th>Storm</th> </tr> </thead> <tbody> <tr><td>LENGTH</td><td></td><td></td><td></td></tr> <tr><td>MATERIAL</td><td></td><td></td><td></td></tr> <tr><td>SIZE</td><td></td><td></td><td></td></tr> <tr><td>COLOUR</td><td></td><td></td><td></td></tr> <tr><td>DEPTH @ ST. LINE</td><td></td><td></td><td></td></tr> <tr><td>DEPTH @ BLDG</td><td></td><td></td><td></td></tr> </tbody> </table> <p>Contractor _____ Inspected By _____ Date _____</p> <p>Sanitary Type: Pressurized <input type="checkbox"/> Gravity <input type="checkbox"/> Private Lift Station Info: Lift: <input type="checkbox"/> Distance <input type="checkbox"/></p> <p>Insulation <input type="checkbox"/> Yes <input type="checkbox"/> No Rock <input type="checkbox"/> Yes <input type="checkbox"/> No Clay Plug <input type="checkbox"/> Yes <input type="checkbox"/> No Foundation Drain Connected <input type="checkbox"/> Yes <input type="checkbox"/> No Rain Leaders Connected <input type="checkbox"/> Yes <input type="checkbox"/> No Trace Wire <input type="checkbox"/> Yes <input type="checkbox"/> No Sound Check <input type="checkbox"/> Yes <input type="checkbox"/> No</p>		Water	Sanitary	Storm	LENGTH				MATERIAL				SIZE				COLOUR				DEPTH @ ST. LINE				DEPTH @ BLDG			
	Water	Sanitary	Storm																																																																		
LENGTH	9.87m	10.65m	8.75m																																																																		
MATERIAL	Polyethylene	PVC DR28	PVC DR35																																																																		
SIZE	25mm	125mm	125mm																																																																		
COLOUR	Blue	White	Green																																																																		
DEPTH @ MAIN	1.9m	3.1m	3.3m																																																																		
DEPTH @ ST. LINE	1.7m	2.3m	2.3m																																																																		
ELEV @ MAIN	93.68	92.50	92.31																																																																		
ELEV @ ST. LINE	94.09	93.52	93.53																																																																		
MAIN SIZE	400mm	250mm	600mm																																																																		
	Water	Sanitary	Storm																																																																		
LENGTH																																																																					
MATERIAL																																																																					
SIZE																																																																					
COLOUR																																																																					
DEPTH @ ST. LINE																																																																					
DEPTH @ BLDG																																																																					
<p>UP9</p> <p>Curb Stop To: UP9 = 37.0m UP14 = 18.2m</p> <p>Corp Stop To: UP9 = 34.4m UP14 = 12.4m</p> <p>Stm End To: UP9 = 36.9m UP14 = 19.9m</p> <p>UP14</p>	<p>PUBLIC</p> <p>MHS128</p> <p>MHT128</p> <p>25.28m</p> <p>Water</p> <p>Sanitary MHS121</p> <p>Storm MHT121</p>	<p>PRIVATE</p> <p>Lot 23</p> <p>Lot 24</p> <p>Lot 25</p> <p>SEE BACK FOR ADDITIONAL NOTES →</p>																																																																			

	HALIFAX WATER SERVICE LATERAL INFORMATION SHEET	Street <u>Maple Grove Avenue</u> Lot <u>25</u> Civic _____																																																																			
		SLID# _____																																																																			
<p>PUBLIC</p> <table border="1" style="width:100%; border-collapse: collapse;"> <thead> <tr> <th></th> <th>Water</th> <th>Sanitary</th> <th>Storm</th> </tr> </thead> <tbody> <tr> <td>LENGTH</td> <td>10.0m</td> <td>10.56m</td> <td>9.08m</td> </tr> <tr> <td>MATERIAL</td> <td>Polyethylene</td> <td>PVC DR28</td> <td>PVC DR35</td> </tr> <tr> <td>SIZE</td> <td>25mm</td> <td>125mm</td> <td>125mm</td> </tr> <tr> <td>COLOUR</td> <td>Blue</td> <td>White</td> <td>Green</td> </tr> <tr> <td>DEPTH @ MAIN</td> <td>1.9m</td> <td>3.0m</td> <td>3.3m</td> </tr> <tr> <td>DEPTH @ ST. LINE</td> <td>1.8m</td> <td>2.4m</td> <td>2.3m</td> </tr> <tr> <td>ELEV @ MAIN</td> <td>95.55</td> <td>94.49</td> <td>94.20</td> </tr> <tr> <td>ELEV @ ST. LINE</td> <td>95.88</td> <td>95.32</td> <td>95.35</td> </tr> <tr> <td>MAIN SIZE</td> <td>400mm</td> <td>250mm</td> <td>600mm</td> </tr> </tbody> </table> <p>Contractor <u>Dexter Construction</u> Inspected By <u>Trevor Carter - GENIVAR Inc.</u> Date <u>March 2011</u> Record Dwg. # <u>009109-002 001</u></p> <p>Insulation <input checked="" type="checkbox"/> Yes <input type="checkbox"/> No Rock <input type="checkbox"/> Yes <input type="checkbox"/> No Clay Plug <input type="checkbox"/> Yes <input type="checkbox"/> No Trace Wire <input checked="" type="checkbox"/> Yes <input type="checkbox"/> No Anode <input type="checkbox"/> Yes <input checked="" type="checkbox"/> No</p>		Water	Sanitary	Storm	LENGTH	10.0m	10.56m	9.08m	MATERIAL	Polyethylene	PVC DR28	PVC DR35	SIZE	25mm	125mm	125mm	COLOUR	Blue	White	Green	DEPTH @ MAIN	1.9m	3.0m	3.3m	DEPTH @ ST. LINE	1.8m	2.4m	2.3m	ELEV @ MAIN	95.55	94.49	94.20	ELEV @ ST. LINE	95.88	95.32	95.35	MAIN SIZE	400mm	250mm	600mm	<p>PRIVATE</p> <table border="1" style="width:100%; border-collapse: collapse;"> <thead> <tr> <th></th> <th>Water</th> <th>Sanitary</th> <th>Storm</th> </tr> </thead> <tbody> <tr><td>LENGTH</td><td></td><td></td><td></td></tr> <tr><td>MATERIAL</td><td></td><td></td><td></td></tr> <tr><td>SIZE</td><td></td><td></td><td></td></tr> <tr><td>COLOUR</td><td></td><td></td><td></td></tr> <tr><td>DEPTH @ ST. LINE</td><td></td><td></td><td></td></tr> <tr><td>DEPTH @ BLDG</td><td></td><td></td><td></td></tr> </tbody> </table> <p>Contractor _____ Inspected By _____ Date _____</p> <p>Sanitary Type: Pressurized <input type="checkbox"/> Gravity <input type="checkbox"/> Private Lift Station Info: Lift: <input type="checkbox"/> Distance <input type="checkbox"/></p> <p>Insulation: <input type="checkbox"/> Yes <input type="checkbox"/> No Rock: <input type="checkbox"/> Yes <input type="checkbox"/> No Clay Plug: <input type="checkbox"/> Yes <input type="checkbox"/> No Foundation Drain Connected: <input type="checkbox"/> Yes <input type="checkbox"/> No Rain Leaders Connected: <input type="checkbox"/> Yes <input type="checkbox"/> No Trace Wire: <input type="checkbox"/> Yes <input type="checkbox"/> No Sound Check: <input type="checkbox"/> Yes <input type="checkbox"/> No</p>		Water	Sanitary	Storm	LENGTH				MATERIAL				SIZE				COLOUR				DEPTH @ ST. LINE				DEPTH @ BLDG			
	Water	Sanitary	Storm																																																																		
LENGTH	10.0m	10.56m	9.08m																																																																		
MATERIAL	Polyethylene	PVC DR28	PVC DR35																																																																		
SIZE	25mm	125mm	125mm																																																																		
COLOUR	Blue	White	Green																																																																		
DEPTH @ MAIN	1.9m	3.0m	3.3m																																																																		
DEPTH @ ST. LINE	1.8m	2.4m	2.3m																																																																		
ELEV @ MAIN	95.55	94.49	94.20																																																																		
ELEV @ ST. LINE	95.88	95.32	95.35																																																																		
MAIN SIZE	400mm	250mm	600mm																																																																		
	Water	Sanitary	Storm																																																																		
LENGTH																																																																					
MATERIAL																																																																					
SIZE																																																																					
COLOUR																																																																					
DEPTH @ ST. LINE																																																																					
DEPTH @ BLDG																																																																					
<p>UP14</p> <p>Curb Stop To: UP14 = 15.7m UP15 = 27.2m</p> <p>Corp Stop To: UP14 = 8.6m UP15 = 24.7m</p> <p>Stm End To: UP14 = 17.2m UP15 = 28.4m</p> <p>UP15</p>	<p>PUBLIC</p> 	<p>PRIVATE</p> <p>Lot 25</p> <p>Lot 26</p> <p style="text-align: right;">SEE BACK FOR ADDITIONAL NOTES →</p>																																																																			


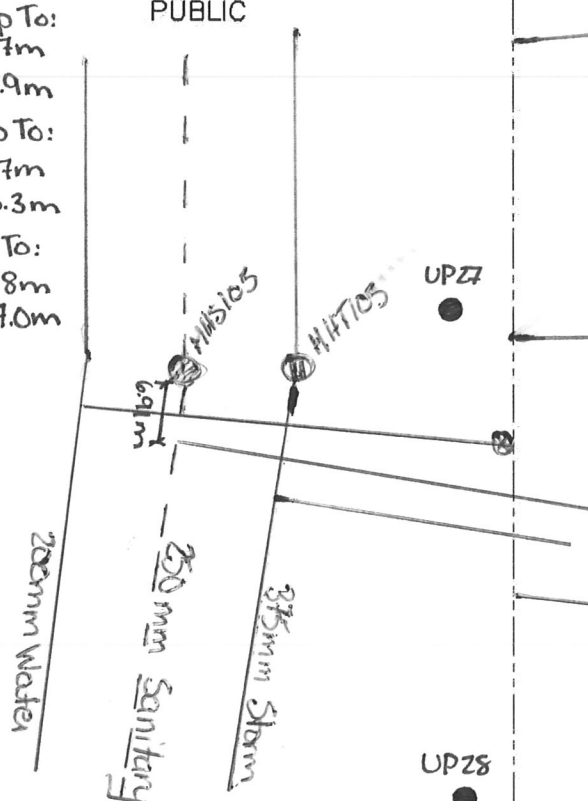
	HALIFAX WATER SERVICE LATERAL INFORMATION SHEET	Street <u>Maple Grove Avenue</u> Lot <u>26</u> Civic _____																																																																			
		SLID# _____																																																																			
<p>PUBLIC</p> <table border="1" style="width:100%; border-collapse: collapse;"> <thead> <tr> <th></th> <th>Water</th> <th>Sanitary</th> <th>Storm</th> </tr> </thead> <tbody> <tr> <td>LENGTH</td> <td>9.21m</td> <td>9.91m</td> <td>8.27m</td> </tr> <tr> <td>MATERIAL</td> <td>Polyethylene</td> <td>PVC DR28</td> <td>PVC DR35</td> </tr> <tr> <td>SIZE</td> <td>25mm</td> <td>125mm</td> <td>125mm</td> </tr> <tr> <td>COLOUR</td> <td>Blue</td> <td>White</td> <td>Green</td> </tr> <tr> <td>DEPTH @ MAIN</td> <td>1.8m</td> <td>3.0m</td> <td>3.2m</td> </tr> <tr> <td>DEPTH @ ST. LINE</td> <td>1.7m</td> <td>2.2m</td> <td>2.3m</td> </tr> <tr> <td>ELEV @ MAIN</td> <td>97.76</td> <td>96.53</td> <td>96.37</td> </tr> <tr> <td>ELEV @ ST. LINE</td> <td>98.15</td> <td>97.59</td> <td>97.58</td> </tr> <tr> <td>MAIN SIZE</td> <td>400mm</td> <td>250mm</td> <td>600mm</td> </tr> </tbody> </table> <p>Contractor <u>Dexter Construction</u> Inspected By <u>Trevor Carter - GENIVAR Inc.</u> Date <u>March 2011</u> Record Dwg. # <u>009109-002 001</u></p> <p>Insulation Rock <input checked="" type="checkbox"/> Yes <input type="checkbox"/> No Clay Plug <input type="checkbox"/> Yes <input type="checkbox"/> No Trace Wire <input checked="" type="checkbox"/> Yes <input type="checkbox"/> No Anode <input type="checkbox"/> Yes <input checked="" type="checkbox"/> No</p>		Water	Sanitary	Storm	LENGTH	9.21m	9.91m	8.27m	MATERIAL	Polyethylene	PVC DR28	PVC DR35	SIZE	25mm	125mm	125mm	COLOUR	Blue	White	Green	DEPTH @ MAIN	1.8m	3.0m	3.2m	DEPTH @ ST. LINE	1.7m	2.2m	2.3m	ELEV @ MAIN	97.76	96.53	96.37	ELEV @ ST. LINE	98.15	97.59	97.58	MAIN SIZE	400mm	250mm	600mm	<p>PRIVATE</p> <table border="1" style="width:100%; border-collapse: collapse;"> <thead> <tr> <th></th> <th>Water</th> <th>Sanitary</th> <th>Storm</th> </tr> </thead> <tbody> <tr> <td>LENGTH</td> <td></td> <td></td> <td></td> </tr> <tr> <td>MATERIAL</td> <td></td> <td></td> <td></td> </tr> <tr> <td>SIZE</td> <td></td> <td></td> <td></td> </tr> <tr> <td>COLOUR</td> <td></td> <td></td> <td></td> </tr> <tr> <td>DEPTH @ ST. LINE</td> <td></td> <td></td> <td></td> </tr> <tr> <td>DEPTH @ BLDG</td> <td></td> <td></td> <td></td> </tr> </tbody> </table> <p>Contractor _____ Inspected By _____ Date _____</p> <p>Sanitary Type: Pressurized <input type="checkbox"/> Gravity <input type="checkbox"/> Private Lift Station Info: Lift <input type="checkbox"/> Distance <input type="checkbox"/></p> <p>Insulation Rock <input type="checkbox"/> Yes <input type="checkbox"/> No Clay Plug <input type="checkbox"/> Yes <input type="checkbox"/> No Foundation Drain Connected <input type="checkbox"/> Yes <input type="checkbox"/> No Rain Leaders Connected <input type="checkbox"/> Yes <input type="checkbox"/> No Trace Wire <input type="checkbox"/> Yes <input type="checkbox"/> No Sound Check <input type="checkbox"/> Yes <input type="checkbox"/> No</p>		Water	Sanitary	Storm	LENGTH				MATERIAL				SIZE				COLOUR				DEPTH @ ST. LINE				DEPTH @ BLDG			
	Water	Sanitary	Storm																																																																		
LENGTH	9.21m	9.91m	8.27m																																																																		
MATERIAL	Polyethylene	PVC DR28	PVC DR35																																																																		
SIZE	25mm	125mm	125mm																																																																		
COLOUR	Blue	White	Green																																																																		
DEPTH @ MAIN	1.8m	3.0m	3.2m																																																																		
DEPTH @ ST. LINE	1.7m	2.2m	2.3m																																																																		
ELEV @ MAIN	97.76	96.53	96.37																																																																		
ELEV @ ST. LINE	98.15	97.59	97.58																																																																		
MAIN SIZE	400mm	250mm	600mm																																																																		
	Water	Sanitary	Storm																																																																		
LENGTH																																																																					
MATERIAL																																																																					
SIZE																																																																					
COLOUR																																																																					
DEPTH @ ST. LINE																																																																					
DEPTH @ BLDG																																																																					
<p>● UPH</p> <p>Curb Stop To: UP14 = 31.5m UP15 = 14.1m</p> <p>Corp Stop To: UP14 = 29.5m UP15 = 5.5m</p> <p>Stm End To: UP14 = 31.6m UP15 = 16.1m</p> <p>● UP15</p> 		<p>PRIVATE</p> <p>Lot 25</p> <p>Lot 26</p>																																																																			
		SEE BACK FOR ADDITIONAL NOTES →																																																																			


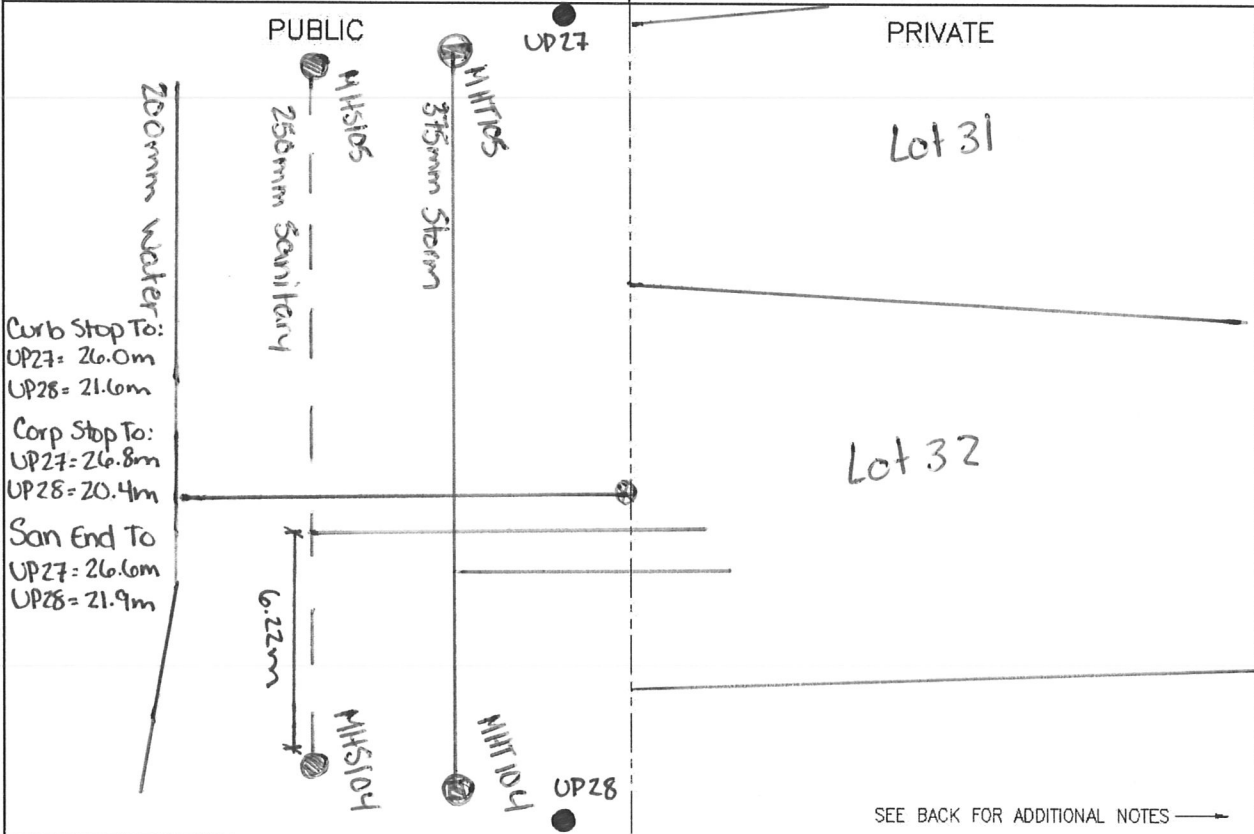
	HALIFAX WATER SERVICE LATERAL INFORMATION SHEET	Street <u>Maple Grove Avenue</u> Lot <u>27</u> Civic _____																																								
		SLID# _____																																								
PUBLIC	<table border="1" style="width:100%; border-collapse: collapse;"> <thead> <tr> <th></th> <th>Water</th> <th>Sanitary</th> <th>Storm</th> </tr> </thead> <tbody> <tr> <td>LENGTH</td> <td>8.09m</td> <td>7.77m</td> <td>6.34m</td> </tr> <tr> <td>MATERIAL</td> <td>Polyethylene</td> <td>PVC DR28</td> <td>PVC DR35</td> </tr> <tr> <td>SIZE</td> <td>25mm</td> <td>125mm</td> <td>125mm</td> </tr> <tr> <td>COLOUR</td> <td>Blue</td> <td>White</td> <td>Green</td> </tr> <tr> <td>DEPTH @ MAIN</td> <td>1.77m</td> <td>3.15m</td> <td>3.17m</td> </tr> <tr> <td>DEPTH @ ST. LINE</td> <td>1.74m</td> <td>2.89m</td> <td>2.86m</td> </tr> <tr> <td>ELEV @ MAIN</td> <td>103.38</td> <td>102.0</td> <td>101.98</td> </tr> <tr> <td>ELEV @ ST. LINE</td> <td>103.65</td> <td>102.499</td> <td>102.528</td> </tr> <tr> <td>MAIN SIZE</td> <td>200mm</td> <td>250mm</td> <td>375mm</td> </tr> </tbody> </table>		Water	Sanitary	Storm	LENGTH	8.09m	7.77m	6.34m	MATERIAL	Polyethylene	PVC DR28	PVC DR35	SIZE	25mm	125mm	125mm	COLOUR	Blue	White	Green	DEPTH @ MAIN	1.77m	3.15m	3.17m	DEPTH @ ST. LINE	1.74m	2.89m	2.86m	ELEV @ MAIN	103.38	102.0	101.98	ELEV @ ST. LINE	103.65	102.499	102.528	MAIN SIZE	200mm	250mm	375mm	PRIVATE
	Water	Sanitary	Storm																																							
LENGTH	8.09m	7.77m	6.34m																																							
MATERIAL	Polyethylene	PVC DR28	PVC DR35																																							
SIZE	25mm	125mm	125mm																																							
COLOUR	Blue	White	Green																																							
DEPTH @ MAIN	1.77m	3.15m	3.17m																																							
DEPTH @ ST. LINE	1.74m	2.89m	2.86m																																							
ELEV @ MAIN	103.38	102.0	101.98																																							
ELEV @ ST. LINE	103.65	102.499	102.528																																							
MAIN SIZE	200mm	250mm	375mm																																							
Contractor <u>Dexter Construction</u> Inspected By <u>Trevor Carter - GENIVAR Inc.</u> Date <u>April 2011</u> Record Dwg. # <u>029109-002 003</u>	Contractor _____ Inspected By _____ Date _____	Sanitary Type: Pressurized <input type="checkbox"/> Gravity <input type="checkbox"/> Private Lift Station Info: Lift: <input type="checkbox"/> Distance <input type="checkbox"/> Insulation: <input type="checkbox"/> Yes <input type="checkbox"/> No Rock: <input type="checkbox"/> Yes <input type="checkbox"/> No Clay Plug: <input type="checkbox"/> Yes <input type="checkbox"/> No Foundation Drain Connected: <input type="checkbox"/> Yes <input type="checkbox"/> No Rain Leaders Connected: <input type="checkbox"/> Yes <input type="checkbox"/> No Trace Wire: <input type="checkbox"/> Yes <input type="checkbox"/> No Sound Check: <input type="checkbox"/> Yes <input type="checkbox"/> No																																								
Insulation <input type="checkbox"/> Yes <input type="checkbox"/> No Rock <input type="checkbox"/> Yes <input type="checkbox"/> No Clay Plug <input type="checkbox"/> Yes <input type="checkbox"/> No Trace Wire <input type="checkbox"/> Yes <input type="checkbox"/> No Anode <input type="checkbox"/> Yes <input type="checkbox"/> No	<div style="display: flex; justify-content: space-between;"> <div style="width: 45%;"> <p>Curb Stop To: UP25 = 13.6m UP26 = 24.1m</p> <p>Corp Stop To: UP 25 = 15.5m UP26 = 25.2m</p> <p>San End To: UP25 = 14.6m UP26 = 23.4m</p> </div> <div style="width: 50%;"> <p style="text-align: center;">PUBLIC</p>  <p style="text-align: center;">PRIVATE</p> <p style="text-align: center;">Lot 27</p> <p style="text-align: center;">Lot 28</p> </div> </div>																																									
		SEE BACK FOR ADDITIONAL NOTES →																																								

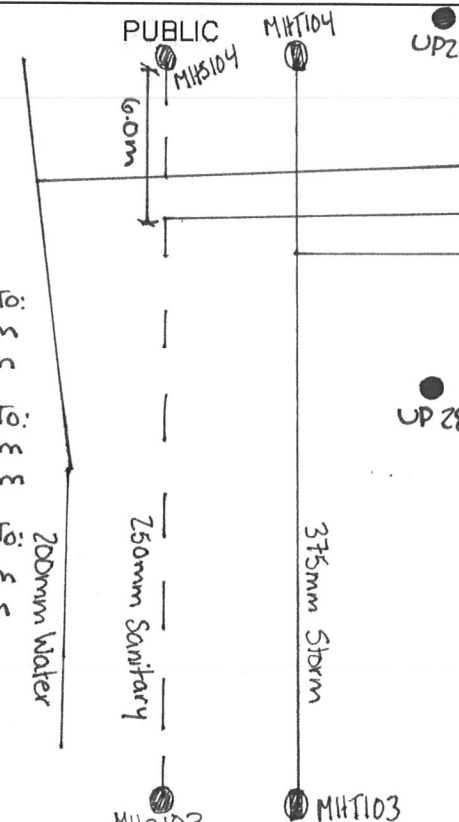
	HALIFAX WATER SERVICE LATERAL INFORMATION SHEET	Street <u>Maple Grove Avenue</u> Lot <u>28</u> Civic _____	SID# _____																																																																																																						
<p>PUBLIC</p> <table border="1" style="width:100%; border-collapse: collapse;"> <thead> <tr> <th></th> <th>Water</th> <th>Sanitary</th> <th>Storm</th> </tr> </thead> <tbody> <tr> <td>LENGTH</td> <td>8.69m</td> <td>8.55m</td> <td>7.55m</td> </tr> <tr> <td>MATERIAL</td> <td>Polyethylene</td> <td>PVC DR28</td> <td>PVC DR35</td> </tr> <tr> <td>SIZE</td> <td>25mm</td> <td>125mm</td> <td>125mm</td> </tr> <tr> <td>COLOUR</td> <td>Blue</td> <td>White</td> <td>Green</td> </tr> <tr> <td>DEPTH @ MAIN</td> <td>1.80m</td> <td>2.88m</td> <td>3.12m</td> </tr> <tr> <td>DEPTH @ ST. LINE</td> <td>1.83m</td> <td>2.54m</td> <td>2.56m</td> </tr> <tr> <td>ELEV @ MAIN</td> <td>101.08</td> <td>100.00</td> <td>99.76</td> </tr> <tr> <td>ELEV @ ST. LINE</td> <td>101.33</td> <td>100.67</td> <td>100.605</td> </tr> <tr> <td>MAIN SIZE</td> <td>200mm</td> <td>250mm</td> <td>375mm</td> </tr> </tbody> </table> <p>Contractor <u>Dexter Construction</u> Inspected By <u>Trevor Carter - GENIVAR Inc.</u> Date <u>April 2011</u> Record Dwg. # <u>D89109-002 003</u></p> <table style="width:100%;"> <tr> <td>Insulation</td> <td><input type="checkbox"/> Yes</td> <td><input type="checkbox"/> No</td> </tr> <tr> <td>Rock</td> <td><input type="checkbox"/> Yes</td> <td><input type="checkbox"/> No</td> </tr> <tr> <td>Clay Plug</td> <td><input type="checkbox"/> Yes</td> <td><input type="checkbox"/> No</td> </tr> <tr> <td>Trace Wire</td> <td><input type="checkbox"/> Yes</td> <td><input type="checkbox"/> No</td> </tr> <tr> <td>Anode</td> <td><input type="checkbox"/> Yes</td> <td><input type="checkbox"/> No</td> </tr> </table>		Water	Sanitary	Storm	LENGTH	8.69m	8.55m	7.55m	MATERIAL	Polyethylene	PVC DR28	PVC DR35	SIZE	25mm	125mm	125mm	COLOUR	Blue	White	Green	DEPTH @ MAIN	1.80m	2.88m	3.12m	DEPTH @ ST. LINE	1.83m	2.54m	2.56m	ELEV @ MAIN	101.08	100.00	99.76	ELEV @ ST. LINE	101.33	100.67	100.605	MAIN SIZE	200mm	250mm	375mm	Insulation	<input type="checkbox"/> Yes	<input type="checkbox"/> No	Rock	<input type="checkbox"/> Yes	<input type="checkbox"/> No	Clay Plug	<input type="checkbox"/> Yes	<input type="checkbox"/> No	Trace Wire	<input type="checkbox"/> Yes	<input type="checkbox"/> No	Anode	<input type="checkbox"/> Yes	<input type="checkbox"/> No	<p>PRIVATE</p> <table border="1" style="width:100%; border-collapse: collapse;"> <thead> <tr> <th></th> <th>Water</th> <th>Sanitary</th> <th>Storm</th> </tr> </thead> <tbody> <tr> <td>LENGTH</td> <td></td> <td></td> <td></td> </tr> <tr> <td>MATERIAL</td> <td></td> <td></td> <td></td> </tr> <tr> <td>SIZE</td> <td></td> <td></td> <td></td> </tr> <tr> <td>COLOUR</td> <td></td> <td></td> <td></td> </tr> <tr> <td>DEPTH @ ST. LINE</td> <td></td> <td></td> <td></td> </tr> <tr> <td>DEPTH @ BLDG</td> <td></td> <td></td> <td></td> </tr> </tbody> </table> <p>Contractor _____ Inspected By _____ Date _____</p> <p>Sanitary Type: Pressurized <input type="checkbox"/> Gravity <input type="checkbox"/> Private Lift Station Info: Lift <input type="checkbox"/> Distance <input type="checkbox"/></p> <table style="width:100%;"> <tr> <td>Insulation</td> <td><input type="checkbox"/> Yes</td> <td><input type="checkbox"/> No</td> </tr> <tr> <td>Rock</td> <td><input type="checkbox"/> Yes</td> <td><input type="checkbox"/> No</td> </tr> <tr> <td>Clay Plug</td> <td><input type="checkbox"/> Yes</td> <td><input type="checkbox"/> No</td> </tr> <tr> <td>Foundation Drain Connected</td> <td><input type="checkbox"/> Yes</td> <td><input type="checkbox"/> No</td> </tr> <tr> <td>Rain Leaders Connected</td> <td><input type="checkbox"/> Yes</td> <td><input type="checkbox"/> No</td> </tr> <tr> <td>Trace Wire</td> <td><input type="checkbox"/> Yes</td> <td><input type="checkbox"/> No</td> </tr> <tr> <td>Sound Check</td> <td><input type="checkbox"/> Yes</td> <td><input type="checkbox"/> No</td> </tr> </table>		Water	Sanitary	Storm	LENGTH				MATERIAL				SIZE				COLOUR				DEPTH @ ST. LINE				DEPTH @ BLDG				Insulation	<input type="checkbox"/> Yes	<input type="checkbox"/> No	Rock	<input type="checkbox"/> Yes	<input type="checkbox"/> No	Clay Plug	<input type="checkbox"/> Yes	<input type="checkbox"/> No	Foundation Drain Connected	<input type="checkbox"/> Yes	<input type="checkbox"/> No	Rain Leaders Connected	<input type="checkbox"/> Yes	<input type="checkbox"/> No	Trace Wire	<input type="checkbox"/> Yes	<input type="checkbox"/> No	Sound Check	<input type="checkbox"/> Yes	<input type="checkbox"/> No
	Water	Sanitary	Storm																																																																																																						
LENGTH	8.69m	8.55m	7.55m																																																																																																						
MATERIAL	Polyethylene	PVC DR28	PVC DR35																																																																																																						
SIZE	25mm	125mm	125mm																																																																																																						
COLOUR	Blue	White	Green																																																																																																						
DEPTH @ MAIN	1.80m	2.88m	3.12m																																																																																																						
DEPTH @ ST. LINE	1.83m	2.54m	2.56m																																																																																																						
ELEV @ MAIN	101.08	100.00	99.76																																																																																																						
ELEV @ ST. LINE	101.33	100.67	100.605																																																																																																						
MAIN SIZE	200mm	250mm	375mm																																																																																																						
Insulation	<input type="checkbox"/> Yes	<input type="checkbox"/> No																																																																																																							
Rock	<input type="checkbox"/> Yes	<input type="checkbox"/> No																																																																																																							
Clay Plug	<input type="checkbox"/> Yes	<input type="checkbox"/> No																																																																																																							
Trace Wire	<input type="checkbox"/> Yes	<input type="checkbox"/> No																																																																																																							
Anode	<input type="checkbox"/> Yes	<input type="checkbox"/> No																																																																																																							
	Water	Sanitary	Storm																																																																																																						
LENGTH																																																																																																									
MATERIAL																																																																																																									
SIZE																																																																																																									
COLOUR																																																																																																									
DEPTH @ ST. LINE																																																																																																									
DEPTH @ BLDG																																																																																																									
Insulation	<input type="checkbox"/> Yes	<input type="checkbox"/> No																																																																																																							
Rock	<input type="checkbox"/> Yes	<input type="checkbox"/> No																																																																																																							
Clay Plug	<input type="checkbox"/> Yes	<input type="checkbox"/> No																																																																																																							
Foundation Drain Connected	<input type="checkbox"/> Yes	<input type="checkbox"/> No																																																																																																							
Rain Leaders Connected	<input type="checkbox"/> Yes	<input type="checkbox"/> No																																																																																																							
Trace Wire	<input type="checkbox"/> Yes	<input type="checkbox"/> No																																																																																																							
Sound Check	<input type="checkbox"/> Yes	<input type="checkbox"/> No																																																																																																							
<p>Curb Stop To: UP25 = 31.9m UP26 = 6.1m</p> <p>Corp Stop To: UP25 = 33.4m UP26 = 8.5m</p> <p>San End To: UP25 = 32.3m UP26 = 6.6m</p>	<p>PUBLIC</p>  <p style="text-align: right;">Lot 28 Lot 29</p>																																																																																																								


HALIFAX WATER SERVICE LATERAL INFORMATION SHEET		Street <u>Maple Grove Avenue</u> Lot <u>29</u> Civic _____																																																																				
		SLID# _____																																																																				
<p style="text-align: center;">PUBLIC</p> <table border="1" style="width:100%; border-collapse: collapse;"> <thead> <tr> <th></th> <th>Water</th> <th>Sanitary</th> <th>Storm</th> </tr> </thead> <tbody> <tr> <td>LENGTH</td> <td>9.56m</td> <td>9.94m</td> <td>8.73m</td> </tr> <tr> <td>MATERIAL</td> <td>Polyethylene</td> <td>PVC DR28</td> <td>PVC DR35</td> </tr> <tr> <td>SIZE</td> <td>25mm</td> <td>125mm</td> <td>125mm</td> </tr> <tr> <td>COLOUR</td> <td>Blue</td> <td>White</td> <td>Green</td> </tr> <tr> <td>DEPTH @ MAIN</td> <td>1.92m</td> <td>3.3m</td> <td>3.09m</td> </tr> <tr> <td>DEPTH @ ST. LINE</td> <td>1.91m</td> <td>2.50m</td> <td>2.50m</td> </tr> <tr> <td>ELEV @ MAIN</td> <td>99.30</td> <td>98.17</td> <td>98.13</td> </tr> <tr> <td>ELEV @ ST. LINE</td> <td>99.661</td> <td>99.017</td> <td>99.020</td> </tr> <tr> <td>MAIN SIZE</td> <td>200mm</td> <td>250mm</td> <td>375mm</td> </tr> </tbody> </table> <p>Contractor <u>Dexter Construction</u> Inspected By <u>Trevor Carter - GENIVAR Inc.</u> Date <u>April 2011</u> Record Dwg. # <u>D09109-002 003</u></p> <p> Insulation <input type="checkbox"/> Yes <input type="checkbox"/> No Rock <input type="checkbox"/> Yes <input type="checkbox"/> No Clay Plug <input type="checkbox"/> Yes <input type="checkbox"/> No Trace Wire <input type="checkbox"/> Yes <input type="checkbox"/> No Anode <input type="checkbox"/> Yes <input type="checkbox"/> No </p>			Water	Sanitary	Storm	LENGTH	9.56m	9.94m	8.73m	MATERIAL	Polyethylene	PVC DR28	PVC DR35	SIZE	25mm	125mm	125mm	COLOUR	Blue	White	Green	DEPTH @ MAIN	1.92m	3.3m	3.09m	DEPTH @ ST. LINE	1.91m	2.50m	2.50m	ELEV @ MAIN	99.30	98.17	98.13	ELEV @ ST. LINE	99.661	99.017	99.020	MAIN SIZE	200mm	250mm	375mm	<p style="text-align: center;">PRIVATE</p> <table border="1" style="width:100%; border-collapse: collapse;"> <thead> <tr> <th></th> <th>Water</th> <th>Sanitary</th> <th>Storm</th> </tr> </thead> <tbody> <tr><td>LENGTH</td><td></td><td></td><td></td></tr> <tr><td>MATERIAL</td><td></td><td></td><td></td></tr> <tr><td>SIZE</td><td></td><td></td><td></td></tr> <tr><td>COLOUR</td><td></td><td></td><td></td></tr> <tr><td>DEPTH @ ST. LINE</td><td></td><td></td><td></td></tr> <tr><td>DEPTH @ BLDG</td><td></td><td></td><td></td></tr> </tbody> </table> <p>Contractor _____ Inspected By _____ Date _____</p> <p>Sanitary Type Pressurized <input type="checkbox"/> Gravity <input type="checkbox"/> Private Lift Lift: <input type="checkbox"/> Distance <input type="checkbox"/></p> <p> Insulation <input type="checkbox"/> Yes <input type="checkbox"/> No Rock <input type="checkbox"/> Yes <input type="checkbox"/> No Clay Plug <input type="checkbox"/> Yes <input type="checkbox"/> No Foundation Drain Connected <input type="checkbox"/> Yes <input type="checkbox"/> No Rain Leaders Connected <input type="checkbox"/> Yes <input type="checkbox"/> No Trace Wire <input type="checkbox"/> Yes <input type="checkbox"/> No Sound Check <input type="checkbox"/> Yes <input type="checkbox"/> No </p>		Water	Sanitary	Storm	LENGTH				MATERIAL				SIZE				COLOUR				DEPTH @ ST. LINE				DEPTH @ BLDG			
	Water	Sanitary	Storm																																																																			
LENGTH	9.56m	9.94m	8.73m																																																																			
MATERIAL	Polyethylene	PVC DR28	PVC DR35																																																																			
SIZE	25mm	125mm	125mm																																																																			
COLOUR	Blue	White	Green																																																																			
DEPTH @ MAIN	1.92m	3.3m	3.09m																																																																			
DEPTH @ ST. LINE	1.91m	2.50m	2.50m																																																																			
ELEV @ MAIN	99.30	98.17	98.13																																																																			
ELEV @ ST. LINE	99.661	99.017	99.020																																																																			
MAIN SIZE	200mm	250mm	375mm																																																																			
	Water	Sanitary	Storm																																																																			
LENGTH																																																																						
MATERIAL																																																																						
SIZE																																																																						
COLOUR																																																																						
DEPTH @ ST. LINE																																																																						
DEPTH @ BLDG																																																																						
<p> Curb Stop To: UP26 = 8.9m UP27 = 21.6m Corp Stop To: UP26 = 11.5m UP27 = 21.2m San End To: UP26 = 10.0m UP27 = 21.5m </p>		<p>PRIVATE</p> <p style="font-size: 2em; opacity: 0.5;">Lot 29</p> <p style="font-size: 2em; opacity: 0.5;">Lot 30</p>																																																																				
		<p>SEE BACK FOR ADDITIONAL NOTES →</p>																																																																				


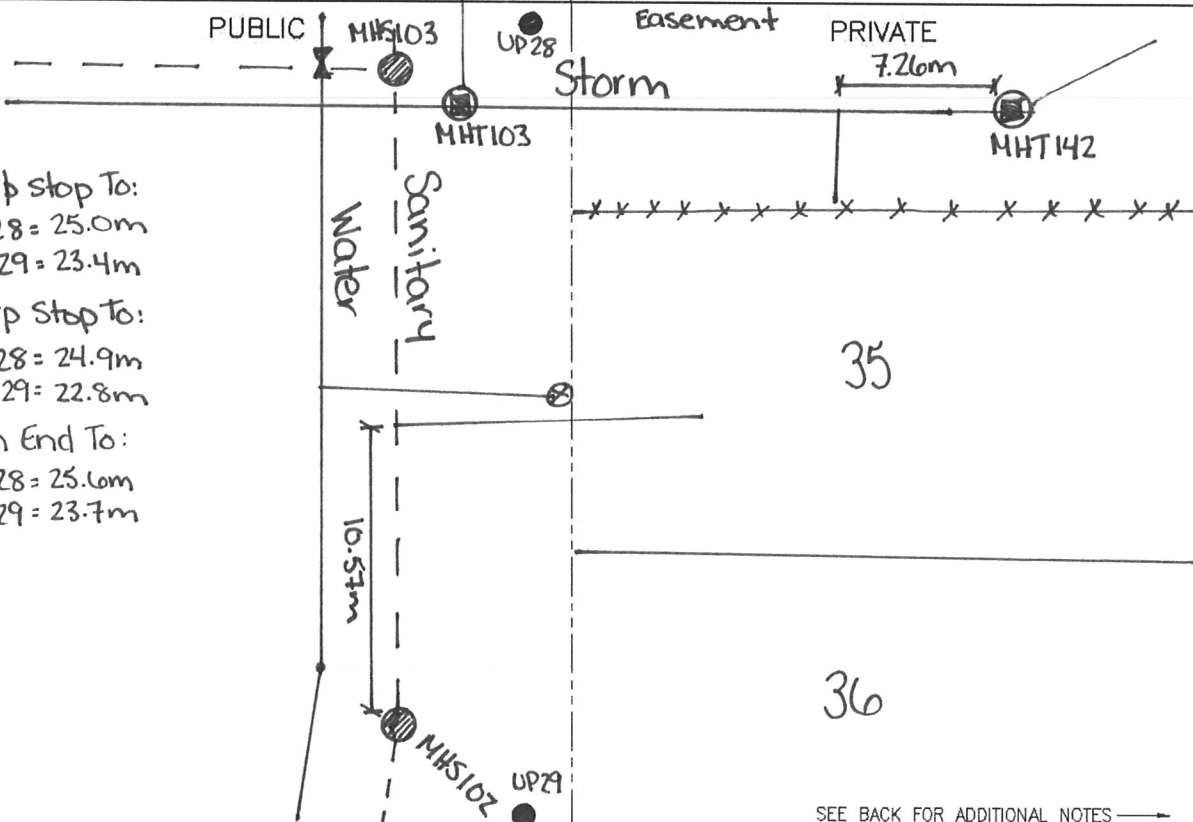
	HALIFAX WATER SERVICE LATERAL INFORMATION SHEET	Street <u>Maple Grove Avenue</u>	Lot <u>30</u> Civic _____																																																																				
		SLID# _____																																																																					
<p style="text-align: center;">PUBLIC</p> <table border="1" style="width:100%; border-collapse: collapse;"> <thead> <tr> <th></th> <th>Water</th> <th>Sanitary</th> <th>Storm</th> </tr> </thead> <tbody> <tr> <td>LENGTH</td> <td>9.55m</td> <td>10.56m</td> <td>9.12m</td> </tr> <tr> <td>MATERIAL</td> <td>Polyethylene</td> <td>PVC DR28</td> <td>PVC DR35</td> </tr> <tr> <td>SIZE</td> <td>25mm</td> <td>125mm</td> <td>125mm</td> </tr> <tr> <td>COLOUR</td> <td>Blue</td> <td>White</td> <td>Green</td> </tr> <tr> <td>DEPTH @ MAIN</td> <td>1.73m</td> <td>3.01m</td> <td>3.09m</td> </tr> <tr> <td>DEPTH @ ST. LINE</td> <td>1.60m</td> <td>2.27m</td> <td>2.25m</td> </tr> <tr> <td>ELEV @ MAIN</td> <td>97.65</td> <td>96.37</td> <td>96.29</td> </tr> <tr> <td>ELEV @ ST. LINE</td> <td>98.08</td> <td>97.377</td> <td>97.399</td> </tr> <tr> <td>MAIN SIZE</td> <td>200mm</td> <td>250mm</td> <td>375mm</td> </tr> </tbody> </table> <p>Contractor <u>Dexter Construction</u> Inspected By <u>Trevor Carter - GENIVAR Inc.</u> Date <u>April 2011</u> Record Dwg. # <u>D09109-002 003</u></p> <p>Insulation <input type="checkbox"/> Yes <input type="checkbox"/> No Rock <input type="checkbox"/> Yes <input type="checkbox"/> No Clay Plug <input type="checkbox"/> Yes <input type="checkbox"/> No Trace Wire <input type="checkbox"/> Yes <input type="checkbox"/> No Anode <input type="checkbox"/> Yes <input type="checkbox"/> No</p>			Water	Sanitary	Storm	LENGTH	9.55m	10.56m	9.12m	MATERIAL	Polyethylene	PVC DR28	PVC DR35	SIZE	25mm	125mm	125mm	COLOUR	Blue	White	Green	DEPTH @ MAIN	1.73m	3.01m	3.09m	DEPTH @ ST. LINE	1.60m	2.27m	2.25m	ELEV @ MAIN	97.65	96.37	96.29	ELEV @ ST. LINE	98.08	97.377	97.399	MAIN SIZE	200mm	250mm	375mm	<p style="text-align: center;">PRIVATE</p> <table border="1" style="width:100%; border-collapse: collapse;"> <thead> <tr> <th></th> <th>Water</th> <th>Sanitary</th> <th>Storm</th> </tr> </thead> <tbody> <tr> <td>LENGTH</td> <td></td> <td></td> <td></td> </tr> <tr> <td>MATERIAL</td> <td></td> <td></td> <td></td> </tr> <tr> <td>SIZE</td> <td></td> <td></td> <td></td> </tr> <tr> <td>COLOUR</td> <td></td> <td></td> <td></td> </tr> <tr> <td>DEPTH @ ST. LINE</td> <td></td> <td></td> <td></td> </tr> <tr> <td>DEPTH @ BLDG</td> <td></td> <td></td> <td></td> </tr> </tbody> </table> <p>Contractor _____ Inspected By _____ Date _____</p> <p>Sanitary Type. Pressurized <input type="checkbox"/> Gravity <input type="checkbox"/> Private Lift Station Info. Lift: <input type="checkbox"/> Distance <input type="checkbox"/></p> <p>Insulation <input type="checkbox"/> Yes <input type="checkbox"/> No Rock <input type="checkbox"/> Yes <input type="checkbox"/> No Clay Plug <input type="checkbox"/> Yes <input type="checkbox"/> No Foundation Drain Connected <input type="checkbox"/> Yes <input type="checkbox"/> No Rain Leaders Connected <input type="checkbox"/> Yes <input type="checkbox"/> No Trace Wire <input type="checkbox"/> Yes <input type="checkbox"/> No Sound Check <input type="checkbox"/> Yes <input type="checkbox"/> No</p>			Water	Sanitary	Storm	LENGTH				MATERIAL				SIZE				COLOUR				DEPTH @ ST. LINE				DEPTH @ BLDG			
	Water	Sanitary	Storm																																																																				
LENGTH	9.55m	10.56m	9.12m																																																																				
MATERIAL	Polyethylene	PVC DR28	PVC DR35																																																																				
SIZE	25mm	125mm	125mm																																																																				
COLOUR	Blue	White	Green																																																																				
DEPTH @ MAIN	1.73m	3.01m	3.09m																																																																				
DEPTH @ ST. LINE	1.60m	2.27m	2.25m																																																																				
ELEV @ MAIN	97.65	96.37	96.29																																																																				
ELEV @ ST. LINE	98.08	97.377	97.399																																																																				
MAIN SIZE	200mm	250mm	375mm																																																																				
	Water	Sanitary	Storm																																																																				
LENGTH																																																																							
MATERIAL																																																																							
SIZE																																																																							
COLOUR																																																																							
DEPTH @ ST. LINE																																																																							
DEPTH @ BLDG																																																																							
<p>Curb Stop To: UP26 = 24.0m UP27 = 6.7m</p> <p>Corp Stop To: UP26 = 24.8m UP27 = 8.4m</p> <p>San End To: UP26 = 24.7m UP27 = 7.8m</p>		<p style="text-align: center;">PUBLIC</p> <p style="text-align: center;">PRIVATE</p> <p style="text-align: center;">Lot 30</p> <p style="text-align: center;">Lot 31</p>																																																																					
		<p style="text-align: right;">SEE BACK FOR ADDITIONAL NOTES →</p>																																																																					


	HALIFAX WATER SERVICE LATERAL INFORMATION SHEET	Street <u>Maple Grove Avenue</u> Lot <u>31</u> Civic _____	SID# _____																																																																																																						
<p>PUBLIC</p> <table border="1" style="width:100%; border-collapse: collapse; text-align: center;"> <thead> <tr> <th></th> <th>Water</th> <th>Sanitary</th> <th>Storm</th> </tr> </thead> <tbody> <tr> <td>LENGTH</td> <td>9.57m</td> <td>10.0 m</td> <td>8.40m</td> </tr> <tr> <td>MATERIAL</td> <td>Polyethylene</td> <td>PVC DR28</td> <td>PVC DR35</td> </tr> <tr> <td>SIZE</td> <td>25mm</td> <td>125mm</td> <td>125mm</td> </tr> <tr> <td>COLOUR</td> <td>Blue</td> <td>White</td> <td>Green</td> </tr> <tr> <td>DEPTH @ MAIN</td> <td>1.74 m</td> <td>2.88m</td> <td>3.03m</td> </tr> <tr> <td>DEPTH @ ST. LINE</td> <td>1.76 m</td> <td>2.46m</td> <td>2.49m</td> </tr> <tr> <td>ELEV @ MAIN</td> <td>95.88</td> <td>94.74</td> <td>94.59</td> </tr> <tr> <td>ELEV @ ST. LINE</td> <td>96.09</td> <td>95.39</td> <td>95.36</td> </tr> <tr> <td>MAIN SIZE</td> <td>200mm</td> <td>250mm</td> <td>375mm</td> </tr> </tbody> </table> <p>Contractor <u>Dexter Construction</u> Inspected By <u>Trevor Carter - GENIVAR Inc.</u> Date <u>April 2011</u> Record Dwg. # <u>009109-002 003</u></p> <table style="width:100%;"> <tr> <td>Insulation</td> <td><input checked="" type="checkbox"/> Yes</td> <td><input type="checkbox"/> No</td> </tr> <tr> <td>Rock</td> <td><input type="checkbox"/> Yes</td> <td><input type="checkbox"/> No</td> </tr> <tr> <td>Clay Plug</td> <td><input type="checkbox"/> Yes</td> <td><input type="checkbox"/> No</td> </tr> <tr> <td>Trace Wire</td> <td><input checked="" type="checkbox"/> Yes</td> <td><input type="checkbox"/> No</td> </tr> <tr> <td>Anode</td> <td><input type="checkbox"/> Yes</td> <td><input checked="" type="checkbox"/> No</td> </tr> </table>		Water	Sanitary	Storm	LENGTH	9.57m	10.0 m	8.40m	MATERIAL	Polyethylene	PVC DR28	PVC DR35	SIZE	25mm	125mm	125mm	COLOUR	Blue	White	Green	DEPTH @ MAIN	1.74 m	2.88m	3.03m	DEPTH @ ST. LINE	1.76 m	2.46m	2.49m	ELEV @ MAIN	95.88	94.74	94.59	ELEV @ ST. LINE	96.09	95.39	95.36	MAIN SIZE	200mm	250mm	375mm	Insulation	<input checked="" type="checkbox"/> Yes	<input type="checkbox"/> No	Rock	<input type="checkbox"/> Yes	<input type="checkbox"/> No	Clay Plug	<input type="checkbox"/> Yes	<input type="checkbox"/> No	Trace Wire	<input checked="" type="checkbox"/> Yes	<input type="checkbox"/> No	Anode	<input type="checkbox"/> Yes	<input checked="" type="checkbox"/> No	<p>PRIVATE</p> <table border="1" style="width:100%; border-collapse: collapse; text-align: center;"> <thead> <tr> <th></th> <th>Water</th> <th>Sanitary</th> <th>Storm</th> </tr> </thead> <tbody> <tr> <td>LENGTH</td> <td></td> <td></td> <td></td> </tr> <tr> <td>MATERIAL</td> <td></td> <td></td> <td></td> </tr> <tr> <td>SIZE</td> <td></td> <td></td> <td></td> </tr> <tr> <td>COLOUR</td> <td></td> <td></td> <td></td> </tr> <tr> <td>DEPTH @ ST. LINE</td> <td></td> <td></td> <td></td> </tr> <tr> <td>DEPTH @ BLDG</td> <td></td> <td></td> <td></td> </tr> </tbody> </table> <p>Contractor _____ Inspected By _____ Date _____</p> <p>Sanitary Type: Pressurized <input type="checkbox"/> Gravity <input type="checkbox"/> Private Lift Station Info: Lift: <input type="checkbox"/> Distance <input type="checkbox"/></p> <table style="width:100%;"> <tr> <td>Insulation</td> <td><input type="checkbox"/> Yes</td> <td><input type="checkbox"/> No</td> </tr> <tr> <td>Rock</td> <td><input type="checkbox"/> Yes</td> <td><input type="checkbox"/> No</td> </tr> <tr> <td>Clay Plug</td> <td><input type="checkbox"/> Yes</td> <td><input type="checkbox"/> No</td> </tr> <tr> <td>Foundation Drain Connected</td> <td><input type="checkbox"/> Yes</td> <td><input type="checkbox"/> No</td> </tr> <tr> <td>Rain Leaders Connected</td> <td><input type="checkbox"/> Yes</td> <td><input type="checkbox"/> No</td> </tr> <tr> <td>Trace Wire</td> <td><input type="checkbox"/> Yes</td> <td><input type="checkbox"/> No</td> </tr> <tr> <td>Sound Check</td> <td><input type="checkbox"/> Yes</td> <td><input type="checkbox"/> No</td> </tr> </table>		Water	Sanitary	Storm	LENGTH				MATERIAL				SIZE				COLOUR				DEPTH @ ST. LINE				DEPTH @ BLDG				Insulation	<input type="checkbox"/> Yes	<input type="checkbox"/> No	Rock	<input type="checkbox"/> Yes	<input type="checkbox"/> No	Clay Plug	<input type="checkbox"/> Yes	<input type="checkbox"/> No	Foundation Drain Connected	<input type="checkbox"/> Yes	<input type="checkbox"/> No	Rain Leaders Connected	<input type="checkbox"/> Yes	<input type="checkbox"/> No	Trace Wire	<input type="checkbox"/> Yes	<input type="checkbox"/> No	Sound Check	<input type="checkbox"/> Yes	<input type="checkbox"/> No
	Water	Sanitary	Storm																																																																																																						
LENGTH	9.57m	10.0 m	8.40m																																																																																																						
MATERIAL	Polyethylene	PVC DR28	PVC DR35																																																																																																						
SIZE	25mm	125mm	125mm																																																																																																						
COLOUR	Blue	White	Green																																																																																																						
DEPTH @ MAIN	1.74 m	2.88m	3.03m																																																																																																						
DEPTH @ ST. LINE	1.76 m	2.46m	2.49m																																																																																																						
ELEV @ MAIN	95.88	94.74	94.59																																																																																																						
ELEV @ ST. LINE	96.09	95.39	95.36																																																																																																						
MAIN SIZE	200mm	250mm	375mm																																																																																																						
Insulation	<input checked="" type="checkbox"/> Yes	<input type="checkbox"/> No																																																																																																							
Rock	<input type="checkbox"/> Yes	<input type="checkbox"/> No																																																																																																							
Clay Plug	<input type="checkbox"/> Yes	<input type="checkbox"/> No																																																																																																							
Trace Wire	<input checked="" type="checkbox"/> Yes	<input type="checkbox"/> No																																																																																																							
Anode	<input type="checkbox"/> Yes	<input checked="" type="checkbox"/> No																																																																																																							
	Water	Sanitary	Storm																																																																																																						
LENGTH																																																																																																									
MATERIAL																																																																																																									
SIZE																																																																																																									
COLOUR																																																																																																									
DEPTH @ ST. LINE																																																																																																									
DEPTH @ BLDG																																																																																																									
Insulation	<input type="checkbox"/> Yes	<input type="checkbox"/> No																																																																																																							
Rock	<input type="checkbox"/> Yes	<input type="checkbox"/> No																																																																																																							
Clay Plug	<input type="checkbox"/> Yes	<input type="checkbox"/> No																																																																																																							
Foundation Drain Connected	<input type="checkbox"/> Yes	<input type="checkbox"/> No																																																																																																							
Rain Leaders Connected	<input type="checkbox"/> Yes	<input type="checkbox"/> No																																																																																																							
Trace Wire	<input type="checkbox"/> Yes	<input type="checkbox"/> No																																																																																																							
Sound Check	<input type="checkbox"/> Yes	<input type="checkbox"/> No																																																																																																							
<p>Curb Stop To: UP27= 10.7m UP28= 36.9m Corp Stop To: UP27= 11.7m UP28= 36.3m San End To: UP27= 11.8m UP28= 37.0m</p>	<p>PUBLIC</p> 			<p>PRIVATE</p> <p>Lot 30</p> <p>Lot 31</p>																																																																																																					
SEE BACK FOR ADDITIONAL NOTES →																																																																																																									


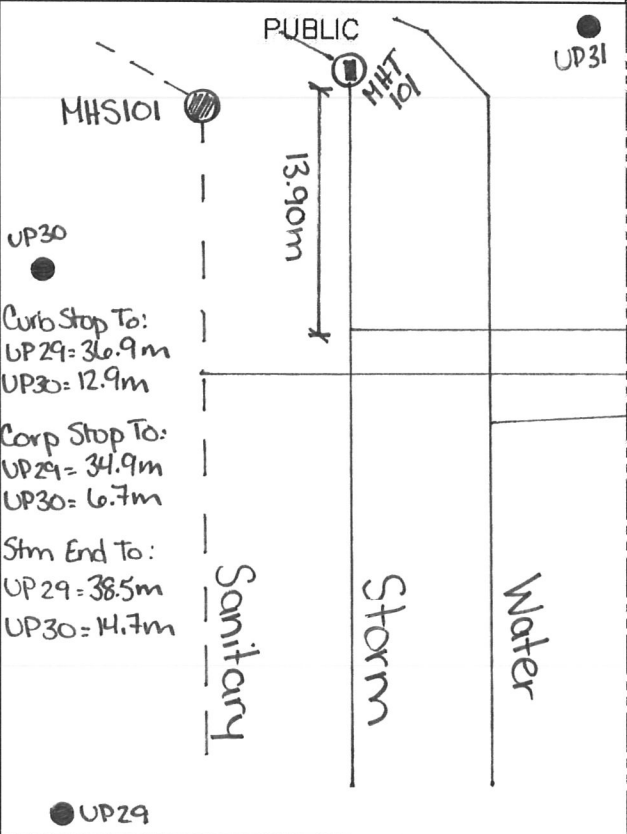
	HALIFAX WATER SERVICE LATERAL INFORMATION SHEET	Street <u>Maple Grove Avenue</u> Lot <u>32</u> Civic _____																																																																				
		SLID# _____																																																																				
PUBLIC		PRIVATE																																																																				
	<table border="1" style="width:100%; border-collapse: collapse;"> <thead> <tr> <th></th> <th>Water</th> <th>Sanitary</th> <th>Storm</th> </tr> </thead> <tbody> <tr> <td>LENGTH</td> <td>9.33m</td> <td>10.63m</td> <td>8.0m</td> </tr> <tr> <td>MATERIAL</td> <td>Polyethylene</td> <td>PVC DR28</td> <td>PVC DR35</td> </tr> <tr> <td>SIZE</td> <td>25mm</td> <td>125mm</td> <td>125mm</td> </tr> <tr> <td>COLOUR</td> <td>Blue</td> <td>White</td> <td>Green</td> </tr> <tr> <td>DEPTH @ MAIN</td> <td>1.89m</td> <td>2.86m</td> <td>3.10m</td> </tr> <tr> <td>DEPTH @ ST. LINE</td> <td>1.81m</td> <td>2.40m</td> <td>2.42m</td> </tr> <tr> <td>ELEV @ MAIN</td> <td>93.85</td> <td>92.88</td> <td>92.64</td> </tr> <tr> <td>ELEV @ ST. LINE</td> <td>94.30</td> <td>93.71</td> <td>93.69</td> </tr> <tr> <td>MAIN SIZE</td> <td>200mm</td> <td>250mm</td> <td>375mm</td> </tr> </tbody> </table>		Water	Sanitary	Storm	LENGTH	9.33m	10.63m	8.0m	MATERIAL	Polyethylene	PVC DR28	PVC DR35	SIZE	25mm	125mm	125mm	COLOUR	Blue	White	Green	DEPTH @ MAIN	1.89m	2.86m	3.10m	DEPTH @ ST. LINE	1.81m	2.40m	2.42m	ELEV @ MAIN	93.85	92.88	92.64	ELEV @ ST. LINE	94.30	93.71	93.69	MAIN SIZE	200mm	250mm	375mm	<table border="1" style="width:100%; border-collapse: collapse;"> <thead> <tr> <th></th> <th>Water</th> <th>Sanitary</th> <th>Storm</th> </tr> </thead> <tbody> <tr> <td>LENGTH</td> <td></td> <td></td> <td></td> </tr> <tr> <td>MATERIAL</td> <td></td> <td></td> <td></td> </tr> <tr> <td>SIZE</td> <td></td> <td></td> <td></td> </tr> <tr> <td>COLOUR</td> <td></td> <td></td> <td></td> </tr> <tr> <td>DEPTH @ ST. LINE</td> <td></td> <td></td> <td></td> </tr> <tr> <td>DEPTH @ BLDG</td> <td></td> <td></td> <td></td> </tr> </tbody> </table>		Water	Sanitary	Storm	LENGTH				MATERIAL				SIZE				COLOUR				DEPTH @ ST. LINE				DEPTH @ BLDG			
	Water	Sanitary	Storm																																																																			
LENGTH	9.33m	10.63m	8.0m																																																																			
MATERIAL	Polyethylene	PVC DR28	PVC DR35																																																																			
SIZE	25mm	125mm	125mm																																																																			
COLOUR	Blue	White	Green																																																																			
DEPTH @ MAIN	1.89m	2.86m	3.10m																																																																			
DEPTH @ ST. LINE	1.81m	2.40m	2.42m																																																																			
ELEV @ MAIN	93.85	92.88	92.64																																																																			
ELEV @ ST. LINE	94.30	93.71	93.69																																																																			
MAIN SIZE	200mm	250mm	375mm																																																																			
	Water	Sanitary	Storm																																																																			
LENGTH																																																																						
MATERIAL																																																																						
SIZE																																																																						
COLOUR																																																																						
DEPTH @ ST. LINE																																																																						
DEPTH @ BLDG																																																																						
Contractor <u>Dexter Construction</u> Inspected By <u>Trevor Carter - GENIVAR Inc.</u> Date <u>April 2011</u> Record Dwg. # <u>D89109-002 003</u>		Contractor _____ Inspected By _____ Date _____ Sanitary Type: Pressurized <input type="checkbox"/> Gravity <input type="checkbox"/> Private Lift Station Info: Lift: <input type="checkbox"/> Distance <input type="checkbox"/> Insulation: <input type="checkbox"/> Yes <input type="checkbox"/> No Rock: <input type="checkbox"/> Yes <input type="checkbox"/> No Clay Plug: <input type="checkbox"/> Yes <input type="checkbox"/> No Foundation Drain Connected: <input type="checkbox"/> Yes <input type="checkbox"/> No Rain Leaders Connected: <input type="checkbox"/> Yes <input type="checkbox"/> No Trace Wire: <input type="checkbox"/> Yes <input type="checkbox"/> No Sound Check: <input type="checkbox"/> Yes <input type="checkbox"/> No																																																																				
Insulation <input checked="" type="checkbox"/> Yes <input type="checkbox"/> No Rock <input type="checkbox"/> Yes <input type="checkbox"/> No Clay Plug <input type="checkbox"/> Yes <input type="checkbox"/> No Trace Wire <input checked="" type="checkbox"/> Yes <input type="checkbox"/> No Anode <input type="checkbox"/> Yes <input checked="" type="checkbox"/> No																																																																						
 <p> PUBLIC 200mm water 250mm Sanitary 375mm Storm Curb Stop To: UP27 = 26.0m UP28 = 21.6m Corp Stop To: UP27 = 26.8m UP28 = 20.4m San End To: UP27 = 26.6m UP28 = 21.9m 6.22m UP27 UP28 </p>		PRIVATE Lot 31 Lot 32																																																																				
		SEE BACK FOR ADDITIONAL NOTES →																																																																				


HALIFAX WATER SERVICE LATERAL INFORMATION SHEET		Street <u>Maple Grove Avenue</u> Lot <u>33</u> Civic _____																																																																				
		SLID# _____																																																																				
PUBLIC		PRIVATE																																																																				
	<table border="1" style="width:100%; border-collapse: collapse;"> <thead> <tr> <th></th> <th>Water</th> <th>Sanitary</th> <th>Storm</th> </tr> </thead> <tbody> <tr> <td>LENGTH</td> <td>9.78m</td> <td>9.60m</td> <td>7.95m</td> </tr> <tr> <td>MATERIAL</td> <td>Polyethylene</td> <td>PVC DR28</td> <td>PVC DR35</td> </tr> <tr> <td>SIZE</td> <td>25mm</td> <td>125mm</td> <td>125mm</td> </tr> <tr> <td>COLOUR</td> <td>Blue</td> <td>White</td> <td>Green</td> </tr> <tr> <td>DEPTH @ MAIN</td> <td>1.84m</td> <td>2.80m</td> <td>3.22m</td> </tr> <tr> <td>DEPTH @ ST. LINE</td> <td>1.83m</td> <td>2.35m</td> <td>2.38m</td> </tr> <tr> <td>ELEV @ MAIN</td> <td>92.25</td> <td>91.292</td> <td>90.871</td> </tr> <tr> <td>ELEV @ ST. LINE</td> <td>92.65</td> <td>92.03</td> <td>92.00</td> </tr> <tr> <td>MAIN SIZE</td> <td>200mm</td> <td>250mm</td> <td>375mm</td> </tr> </tbody> </table>		Water	Sanitary	Storm	LENGTH	9.78m	9.60m	7.95m	MATERIAL	Polyethylene	PVC DR28	PVC DR35	SIZE	25mm	125mm	125mm	COLOUR	Blue	White	Green	DEPTH @ MAIN	1.84m	2.80m	3.22m	DEPTH @ ST. LINE	1.83m	2.35m	2.38m	ELEV @ MAIN	92.25	91.292	90.871	ELEV @ ST. LINE	92.65	92.03	92.00	MAIN SIZE	200mm	250mm	375mm	<table border="1" style="width:100%; border-collapse: collapse;"> <thead> <tr> <th></th> <th>Water</th> <th>Sanitary</th> <th>Storm</th> </tr> </thead> <tbody> <tr><td>LENGTH</td><td></td><td></td><td></td></tr> <tr><td>MATERIAL</td><td></td><td></td><td></td></tr> <tr><td>SIZE</td><td></td><td></td><td></td></tr> <tr><td>COLOUR</td><td></td><td></td><td></td></tr> <tr><td>DEPTH @ ST. LINE</td><td></td><td></td><td></td></tr> <tr><td>DEPTH @ BLDG</td><td></td><td></td><td></td></tr> </tbody> </table>		Water	Sanitary	Storm	LENGTH				MATERIAL				SIZE				COLOUR				DEPTH @ ST. LINE				DEPTH @ BLDG			
	Water	Sanitary	Storm																																																																			
LENGTH	9.78m	9.60m	7.95m																																																																			
MATERIAL	Polyethylene	PVC DR28	PVC DR35																																																																			
SIZE	25mm	125mm	125mm																																																																			
COLOUR	Blue	White	Green																																																																			
DEPTH @ MAIN	1.84m	2.80m	3.22m																																																																			
DEPTH @ ST. LINE	1.83m	2.35m	2.38m																																																																			
ELEV @ MAIN	92.25	91.292	90.871																																																																			
ELEV @ ST. LINE	92.65	92.03	92.00																																																																			
MAIN SIZE	200mm	250mm	375mm																																																																			
	Water	Sanitary	Storm																																																																			
LENGTH																																																																						
MATERIAL																																																																						
SIZE																																																																						
COLOUR																																																																						
DEPTH @ ST. LINE																																																																						
DEPTH @ BLDG																																																																						
Contractor <u>Dexter Construction</u> Inspected By <u>Trevor Carter - GENIVAR Inc.</u> Date <u>May 2011</u> Record Dwg. # <u>D09109-002 003</u>		Contractor _____ Inspected By _____ Date _____																																																																				
Insulation <input checked="" type="checkbox"/> Yes <input type="checkbox"/> No Rock <input type="checkbox"/> Yes <input type="checkbox"/> No Clay Plug <input type="checkbox"/> Yes <input type="checkbox"/> No Trace Wire <input checked="" type="checkbox"/> Yes <input type="checkbox"/> No Anode <input type="checkbox"/> Yes <input checked="" type="checkbox"/> No		Sanitary Type Pressurized <input type="checkbox"/> Gravity <input type="checkbox"/> Private Lift Lift: <input type="checkbox"/> Distance <input type="checkbox"/> Station Info. Insulation <input type="checkbox"/> Yes <input type="checkbox"/> No Rock <input type="checkbox"/> Yes <input type="checkbox"/> No Clay Plug <input type="checkbox"/> Yes <input type="checkbox"/> No Foundation Drain Connected <input type="checkbox"/> Yes <input type="checkbox"/> No Rain Leaders Connected <input type="checkbox"/> Yes <input type="checkbox"/> No Trace Wire <input type="checkbox"/> Yes <input type="checkbox"/> No Sound Check <input type="checkbox"/> Yes <input type="checkbox"/> No																																																																				
<div style="display: flex; justify-content: space-between;"> <div style="width: 45%;"> <p>PUBLIC</p>  <p>Curb Stop To: UP27 = 40.9m UP28 = 6.8m</p> <p>Corp Stop To: UP27 = 39.8m UP28 = 9.2m</p> <p>San End To: UP27 = 41.6m UP28 = 7.4m</p> <p>200mm Water 250mm Sanitary 375mm Storm</p> </div> <div style="width: 45%;"> <p>PRIVATE</p> <p>Lot 33</p> <p>Lot 34</p> </div> </div>																																																																						
SEE BACK FOR ADDITIONAL NOTES →																																																																						


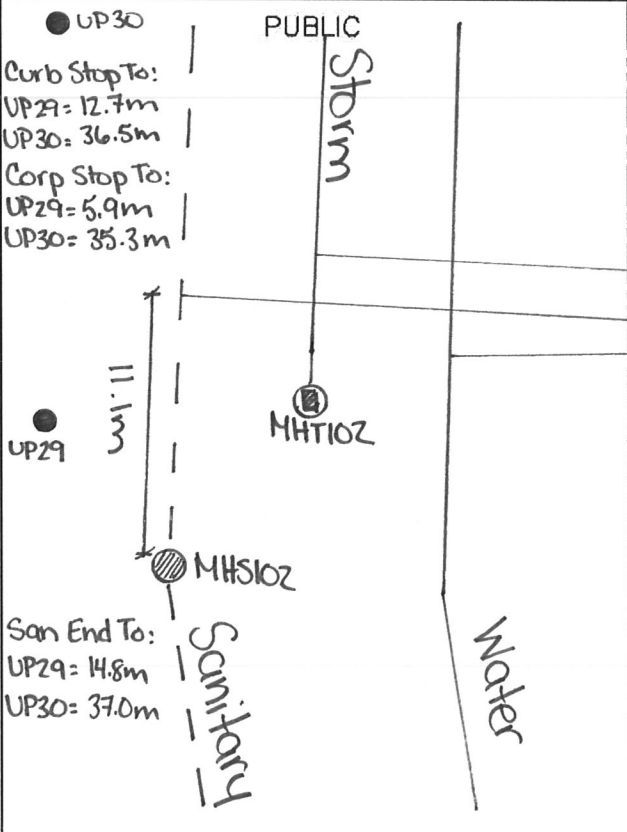
	<p>HALIFAX WATER SERVICE LATERAL INFORMATION SHEET</p>	<p>Street <u>Maple Grove Avenue</u> Lot <u>34</u> Civic _____</p>																																																																			
		SLID# _____																																																																			
<p>PUBLIC</p> <table border="1" style="width:100%; border-collapse: collapse;"> <thead> <tr> <th></th> <th>Water</th> <th>Sanitary</th> <th>Storm</th> </tr> </thead> <tbody> <tr> <td>LENGTH</td> <td>9.24m</td> <td>10.0m</td> <td>8.32m</td> </tr> <tr> <td>MATERIAL</td> <td>Polyethylene</td> <td>PVC DR28</td> <td>PVC DR35</td> </tr> <tr> <td>SIZE</td> <td>25mm</td> <td>125mm</td> <td>125mm</td> </tr> <tr> <td>COLOUR</td> <td>Blue</td> <td>White</td> <td>Green</td> </tr> <tr> <td>DEPTH @ MAIN</td> <td>1.81m</td> <td>2.83m</td> <td>3.34m</td> </tr> <tr> <td>DEPTH @ ST. LINE</td> <td>2.1m</td> <td>2.53m</td> <td>2.55m</td> </tr> <tr> <td>ELEV @ MAIN</td> <td>90.58</td> <td>89.563</td> <td>89.049</td> </tr> <tr> <td>ELEV @ ST. LINE</td> <td>90.58</td> <td>90.27</td> <td>90.25</td> </tr> <tr> <td>MAIN SIZE</td> <td>200mm</td> <td>250mm</td> <td>375mm</td> </tr> </tbody> </table> <p>Contractor <u>Dexter Construction</u> Inspected By <u>Trevor Carter - GENIVAR Inc.</u> Date <u>May 2011</u> Record Dwg. # <u>D09109-002 003</u></p> <p>Insulation <input checked="" type="checkbox"/> Yes <input type="checkbox"/> No Rock <input type="checkbox"/> Yes <input type="checkbox"/> No Clay Plug <input type="checkbox"/> Yes <input type="checkbox"/> No Trace Wire <input checked="" type="checkbox"/> Yes <input type="checkbox"/> No Anode <input type="checkbox"/> Yes <input checked="" type="checkbox"/> No</p>		Water	Sanitary	Storm	LENGTH	9.24m	10.0m	8.32m	MATERIAL	Polyethylene	PVC DR28	PVC DR35	SIZE	25mm	125mm	125mm	COLOUR	Blue	White	Green	DEPTH @ MAIN	1.81m	2.83m	3.34m	DEPTH @ ST. LINE	2.1m	2.53m	2.55m	ELEV @ MAIN	90.58	89.563	89.049	ELEV @ ST. LINE	90.58	90.27	90.25	MAIN SIZE	200mm	250mm	375mm	<p>PRIVATE</p> <table border="1" style="width:100%; border-collapse: collapse;"> <thead> <tr> <th></th> <th>Water</th> <th>Sanitary</th> <th>Storm</th> </tr> </thead> <tbody> <tr> <td>LENGTH</td> <td></td> <td></td> <td></td> </tr> <tr> <td>MATERIAL</td> <td></td> <td></td> <td></td> </tr> <tr> <td>SIZE</td> <td></td> <td></td> <td></td> </tr> <tr> <td>COLOUR</td> <td></td> <td></td> <td></td> </tr> <tr> <td>DEPTH @ ST. LINE</td> <td></td> <td></td> <td></td> </tr> <tr> <td>DEPTH @ BLDG</td> <td></td> <td></td> <td></td> </tr> </tbody> </table> <p>Contractor _____ Inspected By _____ Date _____</p> <p>Sanitary Type: Pressurized <input type="checkbox"/> Gravity <input type="checkbox"/> Private Lift Station Info: Lift: <input type="checkbox"/> Distance <input type="checkbox"/></p> <p>Insulation: <input type="checkbox"/> Yes <input type="checkbox"/> No Rock: <input type="checkbox"/> Yes <input type="checkbox"/> No Clay Plug: <input type="checkbox"/> Yes <input type="checkbox"/> No Foundation Drain Connected: <input type="checkbox"/> Yes <input type="checkbox"/> No Rain Leaders Connected: <input type="checkbox"/> Yes <input type="checkbox"/> No Trace Wire: <input type="checkbox"/> Yes <input type="checkbox"/> No Sound Check: <input type="checkbox"/> Yes <input type="checkbox"/> No</p>		Water	Sanitary	Storm	LENGTH				MATERIAL				SIZE				COLOUR				DEPTH @ ST. LINE				DEPTH @ BLDG			
	Water	Sanitary	Storm																																																																		
LENGTH	9.24m	10.0m	8.32m																																																																		
MATERIAL	Polyethylene	PVC DR28	PVC DR35																																																																		
SIZE	25mm	125mm	125mm																																																																		
COLOUR	Blue	White	Green																																																																		
DEPTH @ MAIN	1.81m	2.83m	3.34m																																																																		
DEPTH @ ST. LINE	2.1m	2.53m	2.55m																																																																		
ELEV @ MAIN	90.58	89.563	89.049																																																																		
ELEV @ ST. LINE	90.58	90.27	90.25																																																																		
MAIN SIZE	200mm	250mm	375mm																																																																		
	Water	Sanitary	Storm																																																																		
LENGTH																																																																					
MATERIAL																																																																					
SIZE																																																																					
COLOUR																																																																					
DEPTH @ ST. LINE																																																																					
DEPTH @ BLDG																																																																					
<p>Curb Stop To: UP28 = 8.2m UP29 = 40.2m Corp Stop To: UP28 = 9.9m UP29 = 39.1m San End To: UP28 = 9.5m UP29 = 40.2m</p> <p>250mm Sanitary 375mm Storm</p> <p>200mm Water 250mm Sanitary</p> <p>375mm Storm</p> <p>UP28</p> <p>UP29</p> <p>MHT103</p> <p>MHT103</p>		<p>PRIVATE</p> <p>Lot 34</p> <p>Lot 35</p>																																																																			
		SEE BACK FOR ADDITIONAL NOTES →																																																																			


	HALIFAX WATER SERVICE LATERAL INFORMATION SHEET	Street <u>Maple Grove Avenue</u> Lot <u>35</u> Civic _____																																																																				
PUBLIC		SLID# _____																																																																				
	<table border="1" style="width:100%; border-collapse: collapse;"> <thead> <tr> <th></th> <th>Water</th> <th>Sanitary</th> <th>Storm</th> </tr> </thead> <tbody> <tr> <td>LENGTH</td> <td>8.53m</td> <td>8.87m</td> <td>2.41m</td> </tr> <tr> <td>MATERIAL</td> <td>Polyethylene</td> <td>PVC DR28</td> <td>PVC DR35</td> </tr> <tr> <td>SIZE</td> <td>25mm</td> <td>125mm</td> <td>125mm</td> </tr> <tr> <td>COLOUR</td> <td>Blue</td> <td>White</td> <td>Green</td> </tr> <tr> <td>DEPTH @ MAIN</td> <td>1.86m</td> <td>3.14m</td> <td>4.63m</td> </tr> <tr> <td>DEPTH @ ST. LINE</td> <td>2.0m</td> <td>2.41m</td> <td>3.35m</td> </tr> <tr> <td>ELEV @ MAIN</td> <td>88.61</td> <td>87.33</td> <td>85.837</td> </tr> <tr> <td>ELEV @ ST. LINE</td> <td>88.73</td> <td>88.48</td> <td>87.547</td> </tr> <tr> <td>MAIN SIZE</td> <td>200mm</td> <td>250mm</td> <td>450mm</td> </tr> </tbody> </table>		Water	Sanitary	Storm	LENGTH	8.53m	8.87m	2.41m	MATERIAL	Polyethylene	PVC DR28	PVC DR35	SIZE	25mm	125mm	125mm	COLOUR	Blue	White	Green	DEPTH @ MAIN	1.86m	3.14m	4.63m	DEPTH @ ST. LINE	2.0m	2.41m	3.35m	ELEV @ MAIN	88.61	87.33	85.837	ELEV @ ST. LINE	88.73	88.48	87.547	MAIN SIZE	200mm	250mm	450mm	PRIVATE <table border="1" style="width:100%; border-collapse: collapse;"> <thead> <tr> <th></th> <th>Water</th> <th>Sanitary</th> <th>Storm</th> </tr> </thead> <tbody> <tr><td>LENGTH</td><td></td><td></td><td></td></tr> <tr><td>MATERIAL</td><td></td><td></td><td></td></tr> <tr><td>SIZE</td><td></td><td></td><td></td></tr> <tr><td>COLOUR</td><td></td><td></td><td></td></tr> <tr><td>DEPTH @ ST. LINE</td><td></td><td></td><td></td></tr> <tr><td>DEPTH @ BLDG</td><td></td><td></td><td></td></tr> </tbody> </table>		Water	Sanitary	Storm	LENGTH				MATERIAL				SIZE				COLOUR				DEPTH @ ST. LINE				DEPTH @ BLDG			
	Water	Sanitary	Storm																																																																			
LENGTH	8.53m	8.87m	2.41m																																																																			
MATERIAL	Polyethylene	PVC DR28	PVC DR35																																																																			
SIZE	25mm	125mm	125mm																																																																			
COLOUR	Blue	White	Green																																																																			
DEPTH @ MAIN	1.86m	3.14m	4.63m																																																																			
DEPTH @ ST. LINE	2.0m	2.41m	3.35m																																																																			
ELEV @ MAIN	88.61	87.33	85.837																																																																			
ELEV @ ST. LINE	88.73	88.48	87.547																																																																			
MAIN SIZE	200mm	250mm	450mm																																																																			
	Water	Sanitary	Storm																																																																			
LENGTH																																																																						
MATERIAL																																																																						
SIZE																																																																						
COLOUR																																																																						
DEPTH @ ST. LINE																																																																						
DEPTH @ BLDG																																																																						
Contractor <u>Dexter Construction</u> Inspected By <u>Trevor Carter - GENIVAR Inc.</u> Date _____ Record Dwg. # <u>D09109-008 09</u>	Contractor _____ Inspected By _____ Date _____																																																																					
Insulation <input checked="" type="checkbox"/> Yes <input type="checkbox"/> No Rock <input type="checkbox"/> Yes <input type="checkbox"/> No Clay Plug <input type="checkbox"/> Yes <input type="checkbox"/> No Trace Wire <input checked="" type="checkbox"/> Yes <input type="checkbox"/> No Anode <input type="checkbox"/> Yes <input checked="" type="checkbox"/> No	Sanitary Type Pressurized <input type="checkbox"/> Gravity <input type="checkbox"/> Private Lift Station Info. Lift: <input type="checkbox"/> Distance <input type="checkbox"/> Insulation <input type="checkbox"/> Yes <input type="checkbox"/> No Rock <input type="checkbox"/> Yes <input type="checkbox"/> No Clay Plug <input type="checkbox"/> Yes <input type="checkbox"/> No Foundation Drain Connected <input type="checkbox"/> Yes <input type="checkbox"/> No Rain Leaders Connected <input type="checkbox"/> Yes <input type="checkbox"/> No Trace Wire <input type="checkbox"/> Yes <input type="checkbox"/> No Sound Check <input type="checkbox"/> Yes <input type="checkbox"/> No																																																																					
<div style="display: flex; justify-content: space-between;"> <div style="width: 45%;"> <p>PUBLIC</p> <p>Curb stop To: UP28 = 25.0m UP29 = 23.4m Curb stop To: UP28 = 24.9m UP29 = 22.8m San End To: UP28 = 25.6m UP29 = 23.7m</p> </div> <div style="width: 50%; border-left: 1px dashed black; padding-left: 10px;"> <p style="text-align: center;">Easement</p> <p style="text-align: center;">Storm</p> <p style="text-align: center;">PRIVATE</p> <p style="text-align: center;">7.26m</p> <p style="text-align: center;">MHT103</p> <p style="text-align: center;">MHT142</p> <p style="text-align: center;">35</p> <p style="text-align: center;">36</p> <p style="text-align: center;">SEE BACK FOR ADDITIONAL NOTES →</p> </div> </div> 																																																																						

	HALIFAX WATER SERVICE LATERAL INFORMATION SHEET	Street <u>Maple Grove Avenue</u> Lot <u>36</u> Civic _____																																																																			
		SLID# _____																																																																			
<p>PUBLIC</p> <table border="1" style="width:100%; border-collapse: collapse;"> <thead> <tr> <th></th> <th>Water</th> <th>Sanitary</th> <th>Storm</th> </tr> </thead> <tbody> <tr> <td>LENGTH</td> <td>7.5m</td> <td>6.9m</td> <td>8.7m</td> </tr> <tr> <td>MATERIAL</td> <td>Polyethylene</td> <td>PVC DR28</td> <td>PVC DR35</td> </tr> <tr> <td>SIZE</td> <td>25mm</td> <td>125mm</td> <td>125mm</td> </tr> <tr> <td>COLOUR</td> <td>Blue</td> <td>White</td> <td>Green</td> </tr> <tr> <td>DEPTH @ MAIN</td> <td>1.9m</td> <td>2.9m</td> <td>3.2m</td> </tr> <tr> <td>DEPTH @ ST. LINE</td> <td>1.9m</td> <td>2.5m</td> <td>2.6m</td> </tr> <tr> <td>ELEV @ MAIN</td> <td>86.97</td> <td>86.04</td> <td>85.72</td> </tr> <tr> <td>ELEV @ ST. LINE</td> <td>87.06</td> <td>86.52</td> <td>86.37</td> </tr> <tr> <td>MAIN SIZE</td> <td>200mm</td> <td>250mm</td> <td>300mm</td> </tr> </tbody> </table> <p>Contractor <u>Dexter Construction</u> Inspected By <u>Trevor Carter - GENIVAR Inc.</u> Date <u>June 2011</u> Record Dwg. # <u>D09109-002 003</u></p> <p>Insulation <input checked="" type="checkbox"/> Yes <input type="checkbox"/> No Rock <input type="checkbox"/> Yes <input type="checkbox"/> No Clay Plug <input type="checkbox"/> Yes <input type="checkbox"/> No Trace Wire <input checked="" type="checkbox"/> Yes <input type="checkbox"/> No Anode <input type="checkbox"/> Yes <input checked="" type="checkbox"/> No</p>		Water	Sanitary	Storm	LENGTH	7.5m	6.9m	8.7m	MATERIAL	Polyethylene	PVC DR28	PVC DR35	SIZE	25mm	125mm	125mm	COLOUR	Blue	White	Green	DEPTH @ MAIN	1.9m	2.9m	3.2m	DEPTH @ ST. LINE	1.9m	2.5m	2.6m	ELEV @ MAIN	86.97	86.04	85.72	ELEV @ ST. LINE	87.06	86.52	86.37	MAIN SIZE	200mm	250mm	300mm	<p>PRIVATE</p> <table border="1" style="width:100%; border-collapse: collapse;"> <thead> <tr> <th></th> <th>Water</th> <th>Sanitary</th> <th>Storm</th> </tr> </thead> <tbody> <tr> <td>LENGTH</td> <td></td> <td></td> <td></td> </tr> <tr> <td>MATERIAL</td> <td></td> <td></td> <td></td> </tr> <tr> <td>SIZE</td> <td></td> <td></td> <td></td> </tr> <tr> <td>COLOUR</td> <td></td> <td></td> <td></td> </tr> <tr> <td>DEPTH @ ST. LINE</td> <td></td> <td></td> <td></td> </tr> <tr> <td>DEPTH @ BLDG</td> <td></td> <td></td> <td></td> </tr> </tbody> </table> <p>Contractor _____ Inspected By _____ Date _____</p> <p>Sanitary Type: Pressurized <input type="checkbox"/> Gravity <input type="checkbox"/> Private Lift: Lift: <input type="checkbox"/> Distance <input type="checkbox"/> Station Info. _____</p> <p>Insulation <input type="checkbox"/> Yes <input type="checkbox"/> No Rock <input type="checkbox"/> Yes <input type="checkbox"/> No Clay Plug <input type="checkbox"/> Yes <input type="checkbox"/> No Foundation Drain Connected <input type="checkbox"/> Yes <input type="checkbox"/> No Rain Leaders Connected <input type="checkbox"/> Yes <input type="checkbox"/> No Trace Wire <input type="checkbox"/> Yes <input type="checkbox"/> No Sound Check <input type="checkbox"/> Yes <input type="checkbox"/> No</p>		Water	Sanitary	Storm	LENGTH				MATERIAL				SIZE				COLOUR				DEPTH @ ST. LINE				DEPTH @ BLDG			
	Water	Sanitary	Storm																																																																		
LENGTH	7.5m	6.9m	8.7m																																																																		
MATERIAL	Polyethylene	PVC DR28	PVC DR35																																																																		
SIZE	25mm	125mm	125mm																																																																		
COLOUR	Blue	White	Green																																																																		
DEPTH @ MAIN	1.9m	2.9m	3.2m																																																																		
DEPTH @ ST. LINE	1.9m	2.5m	2.6m																																																																		
ELEV @ MAIN	86.97	86.04	85.72																																																																		
ELEV @ ST. LINE	87.06	86.52	86.37																																																																		
MAIN SIZE	200mm	250mm	300mm																																																																		
	Water	Sanitary	Storm																																																																		
LENGTH																																																																					
MATERIAL																																																																					
SIZE																																																																					
COLOUR																																																																					
DEPTH @ ST. LINE																																																																					
DEPTH @ BLDG																																																																					
<p>PUBLIC</p> <p>Water</p> <p>Sanitary</p> <p>Storm</p> <p>UP28</p> <p>MHS10Z</p> <p>0.75m</p> <p>MHT10Z</p> <p>UP29</p> <p>Curb Stop To: UP28 = 40.5m UP29 = 8.1m</p> <p>Corp Stop To: UP28 = 38.0m UP29 = 9.8m</p> <p>San End To: UP28 = 41.7m UP29 = 8.4m</p>	<p>PRIVATE</p> <p>35</p> <p>36</p> <p style="text-align: right;">SEE BACK FOR ADDITIONAL NOTES →</p>																																																																				


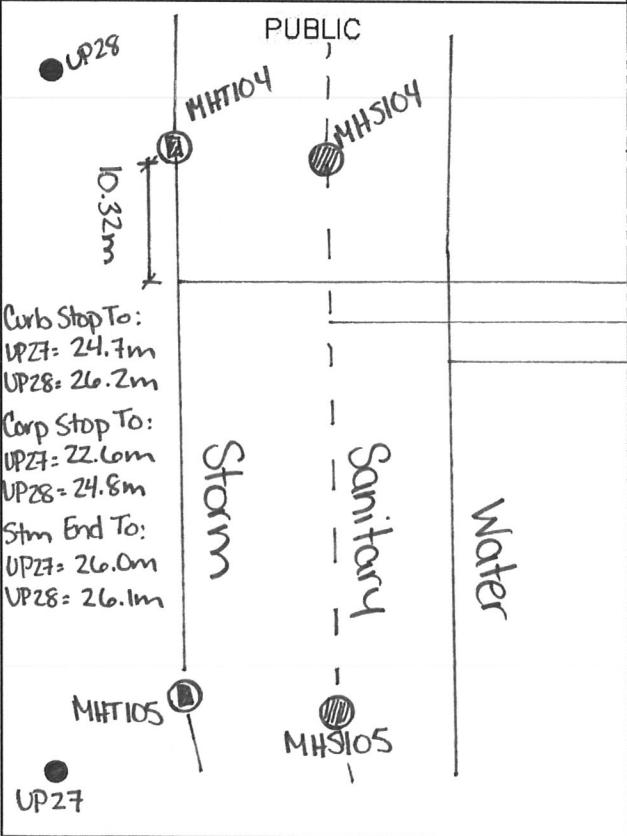
	HALIFAX WATER SERVICE LATERAL INFORMATION SHEET	Street <u>Maple Grove Avenue</u> Lot <u>37</u> Civic _____																																																																			
		SLID# _____																																																																			
<p>PUBLIC</p> <table border="1" style="width:100%; border-collapse: collapse;"> <thead> <tr> <th></th> <th>Water</th> <th>Sanitary</th> <th>Storm</th> </tr> </thead> <tbody> <tr> <td>LENGTH</td> <td>6.4m</td> <td>11.5m</td> <td>10.5m</td> </tr> <tr> <td>MATERIAL</td> <td>Polyethylene</td> <td>PVC DR28</td> <td>PVC DR35</td> </tr> <tr> <td>SIZE</td> <td>25mm</td> <td>125mm</td> <td>125mm</td> </tr> <tr> <td>COLOUR</td> <td>Blue</td> <td>White</td> <td>Green</td> </tr> <tr> <td>DEPTH @ MAIN</td> <td>1.6m</td> <td>2.8m</td> <td>2.8m</td> </tr> <tr> <td>DEPTH @ ST. LINE</td> <td>1.8m</td> <td>2.8m</td> <td>2.7m</td> </tr> <tr> <td>ELEV @ MAIN</td> <td>82.44</td> <td>81.24</td> <td>81.27</td> </tr> <tr> <td>ELEV @ ST. LINE</td> <td>82.40</td> <td>81.82</td> <td>81.92</td> </tr> <tr> <td>MAIN SIZE</td> <td>200mm</td> <td>250mm</td> <td>300mm</td> </tr> </tbody> </table> <p>Contractor <u>Dexter Construction</u> Inspected By <u>Trevor Carter - GENIVAR Inc.</u> Date <u>June 2011</u> Record Dwg. # <u>D09109-002-003</u></p> <p> Insulation <input checked="" type="checkbox"/> Yes <input type="checkbox"/> No Rock <input type="checkbox"/> Yes <input type="checkbox"/> No Clay Plug <input type="checkbox"/> Yes <input type="checkbox"/> No Trace Wire <input checked="" type="checkbox"/> Yes <input type="checkbox"/> No Anode <input type="checkbox"/> Yes <input checked="" type="checkbox"/> No </p>		Water	Sanitary	Storm	LENGTH	6.4m	11.5m	10.5m	MATERIAL	Polyethylene	PVC DR28	PVC DR35	SIZE	25mm	125mm	125mm	COLOUR	Blue	White	Green	DEPTH @ MAIN	1.6m	2.8m	2.8m	DEPTH @ ST. LINE	1.8m	2.8m	2.7m	ELEV @ MAIN	82.44	81.24	81.27	ELEV @ ST. LINE	82.40	81.82	81.92	MAIN SIZE	200mm	250mm	300mm	<p>PRIVATE</p> <table border="1" style="width:100%; border-collapse: collapse;"> <thead> <tr> <th></th> <th>Water</th> <th>Sanitary</th> <th>Storm</th> </tr> </thead> <tbody> <tr> <td>LENGTH</td> <td></td> <td></td> <td></td> </tr> <tr> <td>MATERIAL</td> <td></td> <td></td> <td></td> </tr> <tr> <td>SIZE</td> <td></td> <td></td> <td></td> </tr> <tr> <td>COLOUR</td> <td></td> <td></td> <td></td> </tr> <tr> <td>DEPTH @ ST. LINE</td> <td></td> <td></td> <td></td> </tr> <tr> <td>DEPTH @ BLDG</td> <td></td> <td></td> <td></td> </tr> </tbody> </table> <p>Contractor _____ Inspected By _____ Date _____</p> <p>Sanitary Type: Pressurized <input type="checkbox"/> Gravity <input type="checkbox"/> Private Lift Station Info: Lift <input type="checkbox"/> Distance <input type="checkbox"/></p> <p> Insulation <input type="checkbox"/> Yes <input type="checkbox"/> No Rock <input type="checkbox"/> Yes <input type="checkbox"/> No Clay Plug <input type="checkbox"/> Yes <input type="checkbox"/> No Foundation Drain Connected <input type="checkbox"/> Yes <input type="checkbox"/> No Rain Leaders Connected <input type="checkbox"/> Yes <input type="checkbox"/> No Trace Wire <input type="checkbox"/> Yes <input type="checkbox"/> No Sound Check <input type="checkbox"/> Yes <input type="checkbox"/> No </p>		Water	Sanitary	Storm	LENGTH				MATERIAL				SIZE				COLOUR				DEPTH @ ST. LINE				DEPTH @ BLDG			
	Water	Sanitary	Storm																																																																		
LENGTH	6.4m	11.5m	10.5m																																																																		
MATERIAL	Polyethylene	PVC DR28	PVC DR35																																																																		
SIZE	25mm	125mm	125mm																																																																		
COLOUR	Blue	White	Green																																																																		
DEPTH @ MAIN	1.6m	2.8m	2.8m																																																																		
DEPTH @ ST. LINE	1.8m	2.8m	2.7m																																																																		
ELEV @ MAIN	82.44	81.24	81.27																																																																		
ELEV @ ST. LINE	82.40	81.82	81.92																																																																		
MAIN SIZE	200mm	250mm	300mm																																																																		
	Water	Sanitary	Storm																																																																		
LENGTH																																																																					
MATERIAL																																																																					
SIZE																																																																					
COLOUR																																																																					
DEPTH @ ST. LINE																																																																					
DEPTH @ BLDG																																																																					
		<p style="text-align: center;">PRIVATE 22 Maple Grove Ave</p> <p style="text-align: center; font-size: 2em;">37</p> <p style="text-align: center; font-size: 2em;">38</p> <p style="text-align: right;">SEE BACK FOR ADDITIONAL NOTES →</p>																																																																			


	<p>HALIFAX WATER SERVICE LATERAL INFORMATION SHEET</p>	<p>Street <u>Maple Grove Avenue</u> Lot <u>38</u> Civic _____</p>																																																																			
		SID# _____																																																																			
<p>PUBLIC</p> <table border="1" style="width:100%; border-collapse: collapse;"> <thead> <tr> <th></th> <th>Water</th> <th>Sanitary</th> <th>Storm</th> </tr> </thead> <tbody> <tr> <td>LENGTH</td> <td><u>6.9m</u></td> <td><u>11.5m</u></td> <td><u>10.4m</u></td> </tr> <tr> <td>MATERIAL</td> <td><u>Polyethylene</u></td> <td><u>PVC DR28</u></td> <td><u>PVC DR35</u></td> </tr> <tr> <td>SIZE</td> <td><u>25mm</u></td> <td><u>125mm</u></td> <td><u>125mm</u></td> </tr> <tr> <td>COLOUR</td> <td><u>Blue</u></td> <td><u>White</u></td> <td><u>Green</u></td> </tr> <tr> <td>DEPTH @ MAIN</td> <td><u>1.8m</u></td> <td><u>2.7m</u></td> <td><u>2.7m</u></td> </tr> <tr> <td>DEPTH @ ST. LINE</td> <td><u>2.0m</u></td> <td><u>2.6m</u></td> <td><u>2.6m</u></td> </tr> <tr> <td>ELEV @ MAIN</td> <td><u>83.84</u></td> <td><u>82.95</u></td> <td><u>82.93</u></td> </tr> <tr> <td>ELEV @ ST. LINE</td> <td><u>83.99</u></td> <td><u>83.40</u></td> <td><u>83.44</u></td> </tr> <tr> <td>MAIN SIZE</td> <td><u>200mm</u></td> <td><u>250mm</u></td> <td><u>300mm</u></td> </tr> </tbody> </table> <p>Contractor <u>Dexter Construction</u> Inspected By <u>Trevor Carter - GENIVAR Inc.</u> Date <u>June 2011</u> Record Dwg. # <u>D09109-002 003</u></p> <p> Insulation <input checked="" type="checkbox"/> Yes <input type="checkbox"/> No Rock <input type="checkbox"/> Yes <input type="checkbox"/> No Clay Plug <input type="checkbox"/> Yes <input type="checkbox"/> No Trace Wire <input checked="" type="checkbox"/> Yes <input type="checkbox"/> No Anode <input type="checkbox"/> Yes <input checked="" type="checkbox"/> No </p>		Water	Sanitary	Storm	LENGTH	<u>6.9m</u>	<u>11.5m</u>	<u>10.4m</u>	MATERIAL	<u>Polyethylene</u>	<u>PVC DR28</u>	<u>PVC DR35</u>	SIZE	<u>25mm</u>	<u>125mm</u>	<u>125mm</u>	COLOUR	<u>Blue</u>	<u>White</u>	<u>Green</u>	DEPTH @ MAIN	<u>1.8m</u>	<u>2.7m</u>	<u>2.7m</u>	DEPTH @ ST. LINE	<u>2.0m</u>	<u>2.6m</u>	<u>2.6m</u>	ELEV @ MAIN	<u>83.84</u>	<u>82.95</u>	<u>82.93</u>	ELEV @ ST. LINE	<u>83.99</u>	<u>83.40</u>	<u>83.44</u>	MAIN SIZE	<u>200mm</u>	<u>250mm</u>	<u>300mm</u>	<p>PRIVATE</p> <table border="1" style="width:100%; border-collapse: collapse;"> <thead> <tr> <th></th> <th>Water</th> <th>Sanitary</th> <th>Storm</th> </tr> </thead> <tbody> <tr> <td>LENGTH</td> <td></td> <td></td> <td></td> </tr> <tr> <td>MATERIAL</td> <td></td> <td></td> <td></td> </tr> <tr> <td>SIZE</td> <td></td> <td></td> <td></td> </tr> <tr> <td>COLOUR</td> <td></td> <td></td> <td></td> </tr> <tr> <td>DEPTH @ ST. LINE</td> <td></td> <td></td> <td></td> </tr> <tr> <td>DEPTH @ BLDG</td> <td></td> <td></td> <td></td> </tr> </tbody> </table> <p>Contractor _____ Inspected By _____ Date _____</p> <p>Sanitary Type: Pressurized <input type="checkbox"/> Gravity <input type="checkbox"/> Private Lift Station Info: Lift: <input type="checkbox"/> Distance <input type="checkbox"/></p> <p> Insulation <input type="checkbox"/> Yes <input type="checkbox"/> No Rock <input type="checkbox"/> Yes <input type="checkbox"/> No Clay Plug <input type="checkbox"/> Yes <input type="checkbox"/> No Foundation Drain Connected <input type="checkbox"/> Yes <input type="checkbox"/> No Rain Leaders Connected <input type="checkbox"/> Yes <input type="checkbox"/> No Trace Wire <input type="checkbox"/> Yes <input type="checkbox"/> No Sound Check <input type="checkbox"/> Yes <input type="checkbox"/> No </p>		Water	Sanitary	Storm	LENGTH				MATERIAL				SIZE				COLOUR				DEPTH @ ST. LINE				DEPTH @ BLDG			
	Water	Sanitary	Storm																																																																		
LENGTH	<u>6.9m</u>	<u>11.5m</u>	<u>10.4m</u>																																																																		
MATERIAL	<u>Polyethylene</u>	<u>PVC DR28</u>	<u>PVC DR35</u>																																																																		
SIZE	<u>25mm</u>	<u>125mm</u>	<u>125mm</u>																																																																		
COLOUR	<u>Blue</u>	<u>White</u>	<u>Green</u>																																																																		
DEPTH @ MAIN	<u>1.8m</u>	<u>2.7m</u>	<u>2.7m</u>																																																																		
DEPTH @ ST. LINE	<u>2.0m</u>	<u>2.6m</u>	<u>2.6m</u>																																																																		
ELEV @ MAIN	<u>83.84</u>	<u>82.95</u>	<u>82.93</u>																																																																		
ELEV @ ST. LINE	<u>83.99</u>	<u>83.40</u>	<u>83.44</u>																																																																		
MAIN SIZE	<u>200mm</u>	<u>250mm</u>	<u>300mm</u>																																																																		
	Water	Sanitary	Storm																																																																		
LENGTH																																																																					
MATERIAL																																																																					
SIZE																																																																					
COLOUR																																																																					
DEPTH @ ST. LINE																																																																					
DEPTH @ BLDG																																																																					
<p>PUBLIC</p> <p> Curb Stop To: UP29 = 23.4m UP30 = 21.4m Corp Stop To: UP29 = 20.6m UP30 = 18.1m San End To: UP29 = 24.8m UP30 = 22.2m </p> <p> Sanitary Storm Water </p> <p> MHT102 MHS102 </p> <p>28.17m</p> <p>UP29</p>	<p>PRIVATE</p> <p>37</p> <p>38</p> <p>39</p> <p>SEE BACK FOR ADDITIONAL NOTES →</p>																																																																				


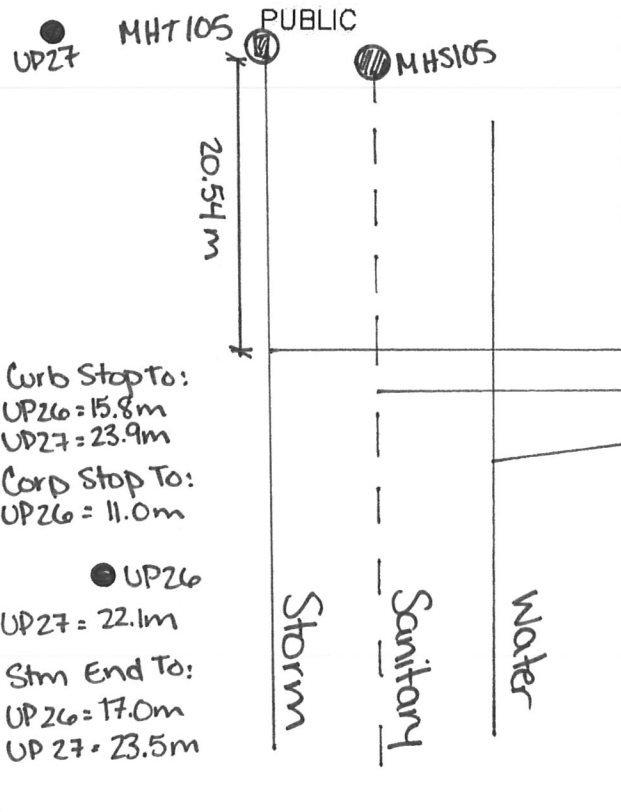
	<p>HALIFAX WATER SERVICE LATERAL INFORMATION SHEET</p>	<p>Street <u>Maple Grove Avenue</u> Lot <u>39</u> Civic _____</p>																																																																			
		SLID# _____																																																																			
<p>PUBLIC</p> <table border="1" style="width:100%; border-collapse: collapse;"> <thead> <tr> <th></th> <th>Water</th> <th>Sanitary</th> <th>Storm</th> </tr> </thead> <tbody> <tr> <td>LENGTH</td> <td>6.9m</td> <td>11.5m</td> <td>10.4m</td> </tr> <tr> <td>MATERIAL</td> <td>Polyethylene</td> <td>PVC DR28</td> <td>PVC DR35</td> </tr> <tr> <td>SIZE</td> <td>25mm</td> <td>125mm</td> <td>125mm</td> </tr> <tr> <td>COLOUR</td> <td>Blue</td> <td>White</td> <td>Green</td> </tr> <tr> <td>DEPTH @ MAIN</td> <td>1.8m</td> <td>2.8m</td> <td>2.8m</td> </tr> <tr> <td>DEPTH @ ST. LINE</td> <td>2.0m</td> <td>2.6m</td> <td>2.6m</td> </tr> <tr> <td>ELEV @ MAIN</td> <td>85.78</td> <td>84.86</td> <td>84.79</td> </tr> <tr> <td>ELEV @ ST. LINE</td> <td>85.78</td> <td>85.50</td> <td>85.49</td> </tr> <tr> <td>MAIN SIZE</td> <td>200mm</td> <td>250mm</td> <td>300mm</td> </tr> </tbody> </table> <p>Contractor <u>Dexter Construction</u> Inspected By <u>Trevor Carter - GENIVAR Inc.</u> Date <u>June 2011</u> Record Dwg. # <u>D09109-002 003</u></p> <p>Insulation <input checked="" type="checkbox"/> Yes <input type="checkbox"/> No Rock <input type="checkbox"/> Yes <input type="checkbox"/> No Clay Plug <input type="checkbox"/> Yes <input type="checkbox"/> No Trace Wire <input checked="" type="checkbox"/> Yes <input type="checkbox"/> No Anode <input type="checkbox"/> Yes <input checked="" type="checkbox"/> No</p>		Water	Sanitary	Storm	LENGTH	6.9m	11.5m	10.4m	MATERIAL	Polyethylene	PVC DR28	PVC DR35	SIZE	25mm	125mm	125mm	COLOUR	Blue	White	Green	DEPTH @ MAIN	1.8m	2.8m	2.8m	DEPTH @ ST. LINE	2.0m	2.6m	2.6m	ELEV @ MAIN	85.78	84.86	84.79	ELEV @ ST. LINE	85.78	85.50	85.49	MAIN SIZE	200mm	250mm	300mm	<p>PRIVATE</p> <table border="1" style="width:100%; border-collapse: collapse;"> <thead> <tr> <th></th> <th>Water</th> <th>Sanitary</th> <th>Storm</th> </tr> </thead> <tbody> <tr> <td>LENGTH</td> <td></td> <td></td> <td></td> </tr> <tr> <td>MATERIAL</td> <td></td> <td></td> <td></td> </tr> <tr> <td>SIZE</td> <td></td> <td></td> <td></td> </tr> <tr> <td>COLOUR</td> <td></td> <td></td> <td></td> </tr> <tr> <td>DEPTH @ ST. LINE</td> <td></td> <td></td> <td></td> </tr> <tr> <td>DEPTH @ BLDG</td> <td></td> <td></td> <td></td> </tr> </tbody> </table> <p>Contractor _____ Inspected By _____ Date _____</p> <p>Sanitary Type: Pressurized <input type="checkbox"/> Gravity <input type="checkbox"/> Private Lift Station Info: Lift: <input type="checkbox"/> Distance <input type="checkbox"/></p> <p>Insulation: <input type="checkbox"/> Yes <input type="checkbox"/> No Rock: <input type="checkbox"/> Yes <input type="checkbox"/> No Clay Plug: <input type="checkbox"/> Yes <input type="checkbox"/> No Foundation Drain Connected: <input type="checkbox"/> Yes <input type="checkbox"/> No Rain Leaders Connected: <input type="checkbox"/> Yes <input type="checkbox"/> No Trace Wire: <input type="checkbox"/> Yes <input type="checkbox"/> No Sound Check: <input type="checkbox"/> Yes <input type="checkbox"/> No</p>		Water	Sanitary	Storm	LENGTH				MATERIAL				SIZE				COLOUR				DEPTH @ ST. LINE				DEPTH @ BLDG			
	Water	Sanitary	Storm																																																																		
LENGTH	6.9m	11.5m	10.4m																																																																		
MATERIAL	Polyethylene	PVC DR28	PVC DR35																																																																		
SIZE	25mm	125mm	125mm																																																																		
COLOUR	Blue	White	Green																																																																		
DEPTH @ MAIN	1.8m	2.8m	2.8m																																																																		
DEPTH @ ST. LINE	2.0m	2.6m	2.6m																																																																		
ELEV @ MAIN	85.78	84.86	84.79																																																																		
ELEV @ ST. LINE	85.78	85.50	85.49																																																																		
MAIN SIZE	200mm	250mm	300mm																																																																		
	Water	Sanitary	Storm																																																																		
LENGTH																																																																					
MATERIAL																																																																					
SIZE																																																																					
COLOUR																																																																					
DEPTH @ ST. LINE																																																																					
DEPTH @ BLDG																																																																					
 <p>● UP30 Curb Stop To: UP29 = 12.7m UP30 = 36.5m Corp Stop To: UP29 = 5.9m UP30 = 35.3m</p> <p>San End To: UP29 = 14.8m UP30 = 37.0m</p> <p>11.5m</p> <p>MHT10Z</p> <p>MHS10Z</p> <p>PUBLIC Storm</p> <p>PUBLIC Sanitary</p> <p>Water</p> <p>PRIVATE 38</p> <p>PRIVATE 39</p> <p>PRIVATE 40</p>		<p>SEE BACK FOR ADDITIONAL NOTES →</p>																																																																			


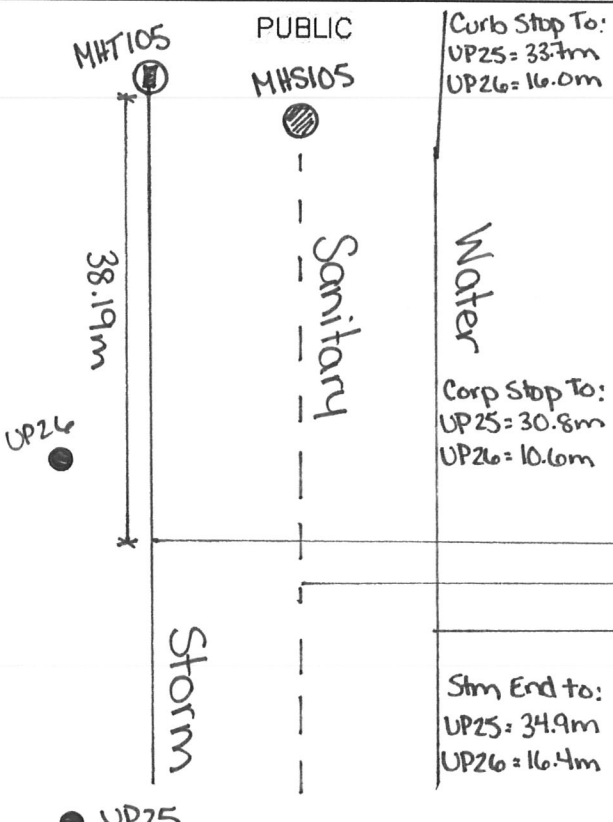
	HALIFAX WATER SERVICE LATERAL INFORMATION SHEET	Street <u>Maple Grove Avenue</u> Lot <u>40</u> Civic _____																																																																			
		SLID# _____																																																																			
<p>PUBLIC</p> <table border="1" style="width:100%; border-collapse: collapse;"> <thead> <tr> <th></th> <th>Water</th> <th>Sanitary</th> <th>Storm</th> </tr> </thead> <tbody> <tr> <td>LENGTH</td> <td>7.0m</td> <td>9.3m</td> <td>4.3m</td> </tr> <tr> <td>MATERIAL</td> <td>Polyethylene</td> <td>PVC DR28</td> <td>PVC DR35</td> </tr> <tr> <td>SIZE</td> <td>25mm</td> <td>125mm</td> <td>125mm</td> </tr> <tr> <td>COLOUR</td> <td>Blue</td> <td>White</td> <td>Green</td> </tr> <tr> <td>DEPTH @ MAIN</td> <td>1.8m</td> <td>3.1m</td> <td>3.3m</td> </tr> <tr> <td>DEPTH @ ST. LINE</td> <td>2.0m</td> <td>2.3m</td> <td>3.3m</td> </tr> <tr> <td>ELEV @ MAIN</td> <td>88.48</td> <td>87.20</td> <td>89.10</td> </tr> <tr> <td>ELEV @ ST. LINE</td> <td>88.47</td> <td>88.14</td> <td>89.45</td> </tr> <tr> <td>MAIN SIZE</td> <td>200mm</td> <td>250mm</td> <td>300mm</td> </tr> </tbody> </table> <p>Contractor <u>Dexter Construction</u> Inspected By <u>Trevor Carter - GENIVAR Inc.</u> Date <u>June 2011</u> Record Dwg. # <u>D09109-002 003</u></p> <p>Insulation <input checked="" type="checkbox"/> Yes <input type="checkbox"/> No Rock <input type="checkbox"/> Yes <input type="checkbox"/> No Clay Plug <input type="checkbox"/> Yes <input type="checkbox"/> No Trace Wire <input checked="" type="checkbox"/> Yes <input type="checkbox"/> No Anode <input type="checkbox"/> Yes <input checked="" type="checkbox"/> No</p>		Water	Sanitary	Storm	LENGTH	7.0m	9.3m	4.3m	MATERIAL	Polyethylene	PVC DR28	PVC DR35	SIZE	25mm	125mm	125mm	COLOUR	Blue	White	Green	DEPTH @ MAIN	1.8m	3.1m	3.3m	DEPTH @ ST. LINE	2.0m	2.3m	3.3m	ELEV @ MAIN	88.48	87.20	89.10	ELEV @ ST. LINE	88.47	88.14	89.45	MAIN SIZE	200mm	250mm	300mm	<p>PRIVATE</p> <table border="1" style="width:100%; border-collapse: collapse;"> <thead> <tr> <th></th> <th>Water</th> <th>Sanitary</th> <th>Storm</th> </tr> </thead> <tbody> <tr> <td>LENGTH</td> <td></td> <td></td> <td></td> </tr> <tr> <td>MATERIAL</td> <td></td> <td></td> <td></td> </tr> <tr> <td>SIZE</td> <td></td> <td></td> <td></td> </tr> <tr> <td>COLOUR</td> <td></td> <td></td> <td></td> </tr> <tr> <td>DEPTH @ ST. LINE</td> <td></td> <td></td> <td></td> </tr> <tr> <td>DEPTH @ BLDG</td> <td></td> <td></td> <td></td> </tr> </tbody> </table> <p>Contractor _____ Inspected By _____ Date _____</p> <p>Sanitary Type Pressurized <input type="checkbox"/> Gravity <input type="checkbox"/> Private Lift Station Info. Lift: <input type="checkbox"/> Distance <input type="checkbox"/></p> <p>Insulation <input type="checkbox"/> Yes <input type="checkbox"/> No Rock <input type="checkbox"/> Yes <input type="checkbox"/> No Clay Plug <input type="checkbox"/> Yes <input type="checkbox"/> No Foundation Drain Connected <input type="checkbox"/> Yes <input type="checkbox"/> No Rain Leaders Connected <input type="checkbox"/> Yes <input type="checkbox"/> No Trace Wire <input type="checkbox"/> Yes <input type="checkbox"/> No Sound Check <input type="checkbox"/> Yes <input type="checkbox"/> No</p>		Water	Sanitary	Storm	LENGTH				MATERIAL				SIZE				COLOUR				DEPTH @ ST. LINE				DEPTH @ BLDG			
	Water	Sanitary	Storm																																																																		
LENGTH	7.0m	9.3m	4.3m																																																																		
MATERIAL	Polyethylene	PVC DR28	PVC DR35																																																																		
SIZE	25mm	125mm	125mm																																																																		
COLOUR	Blue	White	Green																																																																		
DEPTH @ MAIN	1.8m	3.1m	3.3m																																																																		
DEPTH @ ST. LINE	2.0m	2.3m	3.3m																																																																		
ELEV @ MAIN	88.48	87.20	89.10																																																																		
ELEV @ ST. LINE	88.47	88.14	89.45																																																																		
MAIN SIZE	200mm	250mm	300mm																																																																		
	Water	Sanitary	Storm																																																																		
LENGTH																																																																					
MATERIAL																																																																					
SIZE																																																																					
COLOUR																																																																					
DEPTH @ ST. LINE																																																																					
DEPTH @ BLDG																																																																					
<p>● UP29</p> <p>PUBLIC</p> <p>MHS102</p> <p>Curb Stop To: UP28 = 28.9m UP29 = 22.6m</p> <p>Corp Stop To: UP28 = 25.9m UP29 = 21.8m</p> <p>San End To: UP28 = 29.8m UP29 = 22.9m</p> <p>MHS103</p> <p>MHS103</p> <p>● UP28</p>	<p>PRIVATE</p> <p>39</p> <p>40</p> <p>SEE BACK FOR ADDITIONAL NOTES →</p>																																																																				


HALIFAX WATER SERVICE LATERAL INFORMATION SHEET		Street <u>Maple Grove Avenue</u> Lot <u>41</u> Civic _____																																																																				
		SLID# _____																																																																				
PUBLIC <table border="1" style="width:100%; border-collapse: collapse; text-align: center;"> <thead> <tr> <th></th> <th>Water</th> <th>Sanitary</th> <th>Storm</th> </tr> </thead> <tbody> <tr> <td>LENGTH</td> <td>8.99m</td> <td>8.99m</td> <td>10.69m</td> </tr> <tr> <td>MATERIAL</td> <td>Polyethylene</td> <td>PVC DR28</td> <td>PVC DR35</td> </tr> <tr> <td>SIZE</td> <td>25mm</td> <td>125mm</td> <td>125mm</td> </tr> <tr> <td>COLOUR</td> <td>Blue</td> <td>White</td> <td>Green</td> </tr> <tr> <td>DEPTH @ MAIN</td> <td>1.81m</td> <td>2.81m</td> <td>3.30m</td> </tr> <tr> <td>DEPTH @ ST. LINE</td> <td>1.80m</td> <td>2.41m</td> <td>2.42m</td> </tr> <tr> <td>ELEV @ MAIN</td> <td>91.40</td> <td>90.399</td> <td>89.907</td> </tr> <tr> <td>ELEV @ ST. LINE</td> <td>91.70</td> <td>91.09</td> <td>91.08</td> </tr> <tr> <td>MAIN SIZE</td> <td>200mm</td> <td>250mm</td> <td>375mm</td> </tr> </tbody> </table>			Water	Sanitary	Storm	LENGTH	8.99m	8.99m	10.69m	MATERIAL	Polyethylene	PVC DR28	PVC DR35	SIZE	25mm	125mm	125mm	COLOUR	Blue	White	Green	DEPTH @ MAIN	1.81m	2.81m	3.30m	DEPTH @ ST. LINE	1.80m	2.41m	2.42m	ELEV @ MAIN	91.40	90.399	89.907	ELEV @ ST. LINE	91.70	91.09	91.08	MAIN SIZE	200mm	250mm	375mm	PRIVATE <table border="1" style="width:100%; border-collapse: collapse; text-align: center;"> <thead> <tr> <th></th> <th>Water</th> <th>Sanitary</th> <th>Storm</th> </tr> </thead> <tbody> <tr><td>LENGTH</td><td></td><td></td><td></td></tr> <tr><td>MATERIAL</td><td></td><td></td><td></td></tr> <tr><td>SIZE</td><td></td><td></td><td></td></tr> <tr><td>COLOUR</td><td></td><td></td><td></td></tr> <tr><td>DEPTH @ ST. LINE</td><td></td><td></td><td></td></tr> <tr><td>DEPTH @ BLDG</td><td></td><td></td><td></td></tr> </tbody> </table>		Water	Sanitary	Storm	LENGTH				MATERIAL				SIZE				COLOUR				DEPTH @ ST. LINE				DEPTH @ BLDG			
	Water	Sanitary	Storm																																																																			
LENGTH	8.99m	8.99m	10.69m																																																																			
MATERIAL	Polyethylene	PVC DR28	PVC DR35																																																																			
SIZE	25mm	125mm	125mm																																																																			
COLOUR	Blue	White	Green																																																																			
DEPTH @ MAIN	1.81m	2.81m	3.30m																																																																			
DEPTH @ ST. LINE	1.80m	2.41m	2.42m																																																																			
ELEV @ MAIN	91.40	90.399	89.907																																																																			
ELEV @ ST. LINE	91.70	91.09	91.08																																																																			
MAIN SIZE	200mm	250mm	375mm																																																																			
	Water	Sanitary	Storm																																																																			
LENGTH																																																																						
MATERIAL																																																																						
SIZE																																																																						
COLOUR																																																																						
DEPTH @ ST. LINE																																																																						
DEPTH @ BLDG																																																																						
Contractor <u>Dexter Construction</u> Inspected By <u>Trevor Carter - GENIVAR Inc.</u> Date <u>May 2011</u> Record Dwg. # <u>109109-002 003</u>		Contractor _____ Inspected By _____ Date _____																																																																				
Insulation <input type="checkbox"/> Yes <input type="checkbox"/> No Rock <input type="checkbox"/> Yes <input type="checkbox"/> No Clay Plug <input type="checkbox"/> Yes <input type="checkbox"/> No Trace Wire <input type="checkbox"/> Yes <input type="checkbox"/> No Anode <input type="checkbox"/> Yes <input type="checkbox"/> No		Sanitary Type: Pressurized <input type="checkbox"/> Gravity <input type="checkbox"/> Private Lift Station Info: Lift <input type="checkbox"/> Distance <input type="checkbox"/> Insulation: <input type="checkbox"/> Yes <input type="checkbox"/> No Rock <input type="checkbox"/> Yes <input type="checkbox"/> No Clay Plug <input type="checkbox"/> Yes <input type="checkbox"/> No Foundation Drain Connected <input type="checkbox"/> Yes <input type="checkbox"/> No Rain Leaders Connected <input type="checkbox"/> Yes <input type="checkbox"/> No Trace Wire <input type="checkbox"/> Yes <input type="checkbox"/> No Sound Check <input type="checkbox"/> Yes <input type="checkbox"/> No																																																																				
<p> UP29 MHT103 11.03m UP28 Curb Stop To: UP28 = 13.2m UP29 = 44.5m Corp Stop To: UP28 = 7.3m UP29 = 44.6m Stm End To: MHT104 UP28 = 14.9m UP29 = 44.0m </p>		PRIVATE 41 42 SEE BACK FOR ADDITIONAL NOTES →																																																																				


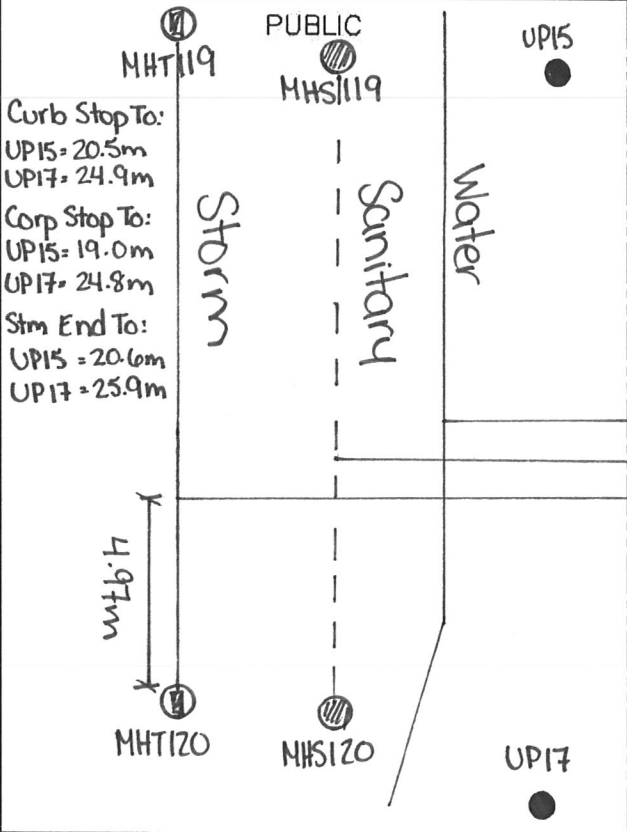
	HALIFAX WATER SERVICE LATERAL INFORMATION SHEET	Street <u>Maple Grove Avenue</u> Lot <u>42</u> Civic _____	SLID# _____																																																																												
<table border="1" style="width:100%; border-collapse: collapse;"> <thead> <tr> <th colspan="4" style="text-align: left;">PUBLIC</th> </tr> <tr> <th></th> <th>Water</th> <th>Sanitary</th> <th>Storm</th> </tr> </thead> <tbody> <tr> <td>LENGTH</td> <td>5.84m</td> <td>8.69m</td> <td>10.41m</td> </tr> <tr> <td>MATERIAL</td> <td>Polyethylene</td> <td>PVC DR28</td> <td>PVC DR35</td> </tr> <tr> <td>SIZE</td> <td>25mm</td> <td>125mm</td> <td>125mm</td> </tr> <tr> <td>COLOUR</td> <td>Blue</td> <td>White</td> <td>Green</td> </tr> <tr> <td>DEPTH @ MAIN</td> <td>1.81m</td> <td>2.88m</td> <td>3.05m</td> </tr> <tr> <td>DEPTH @ ST. LINE</td> <td>1.86m</td> <td>2.48m</td> <td>2.46m</td> </tr> <tr> <td>ELEV @ MAIN</td> <td>94.40</td> <td>93.33</td> <td>93.16</td> </tr> <tr> <td>ELEV @ ST. LINE</td> <td>94.05</td> <td>94.03</td> <td>94.05</td> </tr> <tr> <td>MAIN SIZE</td> <td>200mm</td> <td>250mm</td> <td>375mm</td> </tr> </tbody> </table>		PUBLIC					Water	Sanitary	Storm	LENGTH	5.84m	8.69m	10.41m	MATERIAL	Polyethylene	PVC DR28	PVC DR35	SIZE	25mm	125mm	125mm	COLOUR	Blue	White	Green	DEPTH @ MAIN	1.81m	2.88m	3.05m	DEPTH @ ST. LINE	1.86m	2.48m	2.46m	ELEV @ MAIN	94.40	93.33	93.16	ELEV @ ST. LINE	94.05	94.03	94.05	MAIN SIZE	200mm	250mm	375mm	<table border="1" style="width:100%; border-collapse: collapse;"> <thead> <tr> <th colspan="4" style="text-align: left;">PRIVATE</th> </tr> <tr> <th></th> <th>Water</th> <th>Sanitary</th> <th>Storm</th> </tr> </thead> <tbody> <tr><td>LENGTH</td><td></td><td></td><td></td></tr> <tr><td>MATERIAL</td><td></td><td></td><td></td></tr> <tr><td>SIZE</td><td></td><td></td><td></td></tr> <tr><td>COLOUR</td><td></td><td></td><td></td></tr> <tr><td>DEPTH @ ST. LINE</td><td></td><td></td><td></td></tr> <tr><td>DEPTH @ BLDG</td><td></td><td></td><td></td></tr> </tbody> </table>		PRIVATE					Water	Sanitary	Storm	LENGTH				MATERIAL				SIZE				COLOUR				DEPTH @ ST. LINE				DEPTH @ BLDG			
PUBLIC																																																																															
	Water	Sanitary	Storm																																																																												
LENGTH	5.84m	8.69m	10.41m																																																																												
MATERIAL	Polyethylene	PVC DR28	PVC DR35																																																																												
SIZE	25mm	125mm	125mm																																																																												
COLOUR	Blue	White	Green																																																																												
DEPTH @ MAIN	1.81m	2.88m	3.05m																																																																												
DEPTH @ ST. LINE	1.86m	2.48m	2.46m																																																																												
ELEV @ MAIN	94.40	93.33	93.16																																																																												
ELEV @ ST. LINE	94.05	94.03	94.05																																																																												
MAIN SIZE	200mm	250mm	375mm																																																																												
PRIVATE																																																																															
	Water	Sanitary	Storm																																																																												
LENGTH																																																																															
MATERIAL																																																																															
SIZE																																																																															
COLOUR																																																																															
DEPTH @ ST. LINE																																																																															
DEPTH @ BLDG																																																																															
Contractor <u>Dexter Construction</u> Inspected By <u>Trevor Carter - GENIVAR Inc.</u> Date <u>April 2011</u> Record Dwg. # <u>DC9109-002 003</u>		Contractor _____ Inspected By _____ Date _____																																																																													
Insulation <input checked="" type="checkbox"/> Yes <input type="checkbox"/> No Rock <input type="checkbox"/> Yes <input type="checkbox"/> No Clay Plug <input type="checkbox"/> Yes <input type="checkbox"/> No Trace Wire <input checked="" type="checkbox"/> Yes <input type="checkbox"/> No Anode <input type="checkbox"/> Yes <input checked="" type="checkbox"/> No		Sanitary Type Pressurized <input type="checkbox"/> Gravity <input type="checkbox"/> Private Lift Station Info. Lift: <input type="checkbox"/> Distance <input type="checkbox"/> Insulation <input type="checkbox"/> Yes <input type="checkbox"/> No Rock <input type="checkbox"/> Yes <input type="checkbox"/> No Clay Plug <input type="checkbox"/> Yes <input type="checkbox"/> No Foundation Drain Connected <input type="checkbox"/> Yes <input type="checkbox"/> No Rain Leaders Connected <input type="checkbox"/> Yes <input type="checkbox"/> No Trace Wire <input type="checkbox"/> Yes <input type="checkbox"/> No Sound Check <input type="checkbox"/> Yes <input type="checkbox"/> No																																																																													
		PRIVATE <h1 style="font-size: 2em;">41</h1> <h1 style="font-size: 2em;">42</h1> <h1 style="font-size: 2em;">43</h1>																																																																													
		SEE BACK FOR ADDITIONAL NOTES →																																																																													


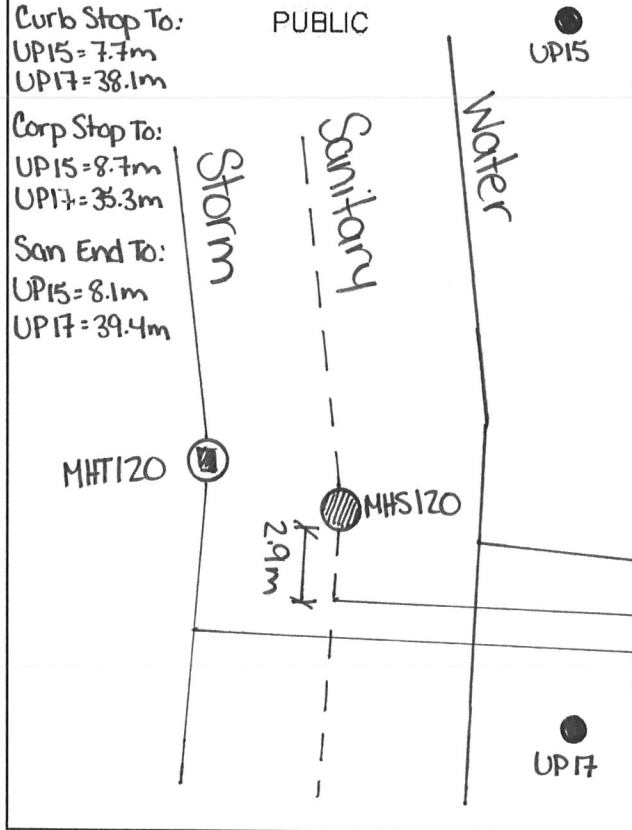
	HALIFAX WATER SERVICE LATERAL INFORMATION SHEET	Street <u>Maple Grove Avenue</u> Lot <u>43</u> Civic _____	SID# _____																																																																		
<table border="1" style="width:100%; border-collapse: collapse;"> <thead> <tr> <th></th> <th style="text-align: center;">Water</th> <th style="text-align: center;">Sanitary</th> <th style="text-align: center;">Storm</th> </tr> </thead> <tbody> <tr> <td>LENGTH</td> <td style="text-align: center;">6.31m</td> <td style="text-align: center;">9.01m</td> <td style="text-align: center;">10.32m</td> </tr> <tr> <td>MATERIAL</td> <td style="text-align: center;">Polyethylene</td> <td style="text-align: center;">PVC DR28</td> <td style="text-align: center;">PVC DR35</td> </tr> <tr> <td>SIZE</td> <td style="text-align: center;">25mm</td> <td style="text-align: center;">125mm</td> <td style="text-align: center;">125mm</td> </tr> <tr> <td>COLOUR</td> <td style="text-align: center;">Blue</td> <td style="text-align: center;">White</td> <td style="text-align: center;">Green</td> </tr> <tr> <td>DEPTH @ MAIN</td> <td style="text-align: center;">1.71m</td> <td style="text-align: center;">3.00m</td> <td style="text-align: center;">3.08m</td> </tr> <tr> <td>DEPTH @ ST. LINE</td> <td style="text-align: center;">1.83m</td> <td style="text-align: center;">2.30m</td> <td style="text-align: center;">2.34m</td> </tr> <tr> <td>ELEV @ MAIN</td> <td style="text-align: center;">96.98</td> <td style="text-align: center;">95.69</td> <td style="text-align: center;">95.61</td> </tr> <tr> <td>ELEV @ ST. LINE</td> <td style="text-align: center;">97.17</td> <td style="text-align: center;">96.70</td> <td style="text-align: center;">96.66</td> </tr> <tr> <td>MAIN SIZE</td> <td style="text-align: center;">200mm</td> <td style="text-align: center;">250mm</td> <td style="text-align: center;">375mm</td> </tr> </tbody> </table> <p>Contractor <u>Dexter Construction</u> Inspected By <u>Trevor Carter - GENIVAR Inc.</u> Date <u>Apr. 1 2011</u> Record Dwg. # <u>D39109-002 003</u></p> <p> <input checked="" type="checkbox"/> Insulation Yes <input type="checkbox"/> No <input type="checkbox"/> Rock Yes <input type="checkbox"/> No <input type="checkbox"/> Clay Plug Yes <input type="checkbox"/> No <input checked="" type="checkbox"/> Trace Wire Yes <input type="checkbox"/> No <input type="checkbox"/> Anode Yes <input checked="" type="checkbox"/> No </p>		Water	Sanitary	Storm	LENGTH	6.31m	9.01m	10.32m	MATERIAL	Polyethylene	PVC DR28	PVC DR35	SIZE	25mm	125mm	125mm	COLOUR	Blue	White	Green	DEPTH @ MAIN	1.71m	3.00m	3.08m	DEPTH @ ST. LINE	1.83m	2.30m	2.34m	ELEV @ MAIN	96.98	95.69	95.61	ELEV @ ST. LINE	97.17	96.70	96.66	MAIN SIZE	200mm	250mm	375mm	<table border="1" style="width:100%; border-collapse: collapse;"> <thead> <tr> <th></th> <th style="text-align: center;">Water</th> <th style="text-align: center;">Sanitary</th> <th style="text-align: center;">Storm</th> </tr> </thead> <tbody> <tr><td>LENGTH</td><td></td><td></td><td></td></tr> <tr><td>MATERIAL</td><td></td><td></td><td></td></tr> <tr><td>SIZE</td><td></td><td></td><td></td></tr> <tr><td>COLOUR</td><td></td><td></td><td></td></tr> <tr><td>DEPTH @ ST. LINE</td><td></td><td></td><td></td></tr> <tr><td>DEPTH @ BLDG</td><td></td><td></td><td></td></tr> </tbody> </table> <p> Contractor _____ Inspected By _____ Date _____ </p> <p> Sanitary Type: Pressurized <input type="checkbox"/> <input type="checkbox"/> Gravity Private Lift: Lift: <input type="checkbox"/> <input type="checkbox"/> Distance Station Info. </p> <p> Insulation: <input type="checkbox"/> Yes <input type="checkbox"/> No Rock: <input type="checkbox"/> Yes <input type="checkbox"/> No Clay Plug: <input type="checkbox"/> Yes <input type="checkbox"/> No Foundation Drain Connected: <input type="checkbox"/> Yes <input type="checkbox"/> No Rain Leaders Connected: <input type="checkbox"/> Yes <input type="checkbox"/> No Trace Wire: <input type="checkbox"/> Yes <input type="checkbox"/> No Sound Check: <input type="checkbox"/> Yes <input type="checkbox"/> No </p>		Water	Sanitary	Storm	LENGTH				MATERIAL				SIZE				COLOUR				DEPTH @ ST. LINE				DEPTH @ BLDG			
	Water	Sanitary	Storm																																																																		
LENGTH	6.31m	9.01m	10.32m																																																																		
MATERIAL	Polyethylene	PVC DR28	PVC DR35																																																																		
SIZE	25mm	125mm	125mm																																																																		
COLOUR	Blue	White	Green																																																																		
DEPTH @ MAIN	1.71m	3.00m	3.08m																																																																		
DEPTH @ ST. LINE	1.83m	2.30m	2.34m																																																																		
ELEV @ MAIN	96.98	95.69	95.61																																																																		
ELEV @ ST. LINE	97.17	96.70	96.66																																																																		
MAIN SIZE	200mm	250mm	375mm																																																																		
	Water	Sanitary	Storm																																																																		
LENGTH																																																																					
MATERIAL																																																																					
SIZE																																																																					
COLOUR																																																																					
DEPTH @ ST. LINE																																																																					
DEPTH @ BLDG																																																																					
<p>● UP28 Curb Stop To: UP27 = 13.0m UP28 = 44.6m</p> <p>MHT105 MHS105 1.22m</p> <p>● UP27</p> <p>Curb Stop To: UP27 = 6.6m UP28 = 46.2m</p> <p>Stm End To: UP27 = 14.7m UP28 = 44.0m</p> <p style="text-align: center;"> PUBLIC Storm Sanitary Water </p>	<p style="text-align: center;">PRIVATE</p> <p style="text-align: center; font-size: 2em;">42</p> <p style="text-align: center; font-size: 2em;">43</p> <p style="text-align: center; font-size: 2em;">44</p> <p style="text-align: right;">SEE BACK FOR ADDITIONAL NOTES →</p>																																																																				


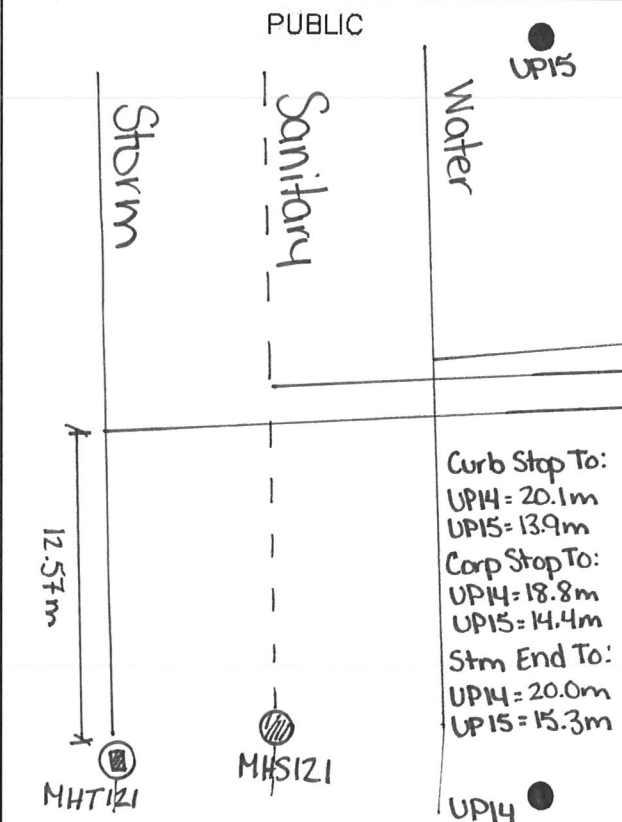
	HALIFAX WATER SERVICE LATERAL INFORMATION SHEET	Street <u>Maple Grove Avenue</u> Lot <u>44</u> Civic _____																																																																																																							
		SLID# _____																																																																																																							
<p>PUBLIC</p> <table border="1" style="width:100%; border-collapse: collapse;"> <thead> <tr> <th></th> <th>Water</th> <th>Sanitary</th> <th>Storm</th> </tr> </thead> <tbody> <tr> <td>LENGTH</td> <td>5.88m</td> <td>8.3m</td> <td>9.68m</td> </tr> <tr> <td>MATERIAL</td> <td>Polyethylene</td> <td>PVC DR28</td> <td>PVC DR35</td> </tr> <tr> <td>SIZE</td> <td>25mm</td> <td>125mm</td> <td>125mm</td> </tr> <tr> <td>COLOUR</td> <td>Blue</td> <td>White</td> <td>Green</td> </tr> <tr> <td>DEPTH @ MAIN</td> <td>1.68m</td> <td>3.1m</td> <td>3.09m</td> </tr> <tr> <td>DEPTH @ ST. LINE</td> <td>1.93m</td> <td>2.46m</td> <td>2.47m</td> </tr> <tr> <td>ELEV @ MAIN</td> <td>99.40</td> <td>98.04</td> <td>98.01</td> </tr> <tr> <td>ELEV @ ST. LINE</td> <td>99.62</td> <td>99.091</td> <td>99.075</td> </tr> <tr> <td>MAIN SIZE</td> <td>200mm</td> <td>250mm</td> <td>375mm</td> </tr> </tbody> </table> <p>Contractor <u>Dexter Construction</u> Inspected By <u>Trevor Carter - GENIVAR Inc.</u> Date <u>April 2011</u> Record Dwg. # <u>D09109-002 003</u></p> <table style="width:100%;"> <tr> <td>Insulation</td> <td><input checked="" type="checkbox"/> Yes</td> <td><input type="checkbox"/> No</td> </tr> <tr> <td>Rock</td> <td><input type="checkbox"/> Yes</td> <td><input type="checkbox"/> No</td> </tr> <tr> <td>Clay Plug</td> <td><input type="checkbox"/> Yes</td> <td><input type="checkbox"/> No</td> </tr> <tr> <td>Trace Wire</td> <td><input checked="" type="checkbox"/> Yes</td> <td><input type="checkbox"/> No</td> </tr> <tr> <td>Anode</td> <td><input type="checkbox"/> Yes</td> <td><input checked="" type="checkbox"/> No</td> </tr> </table>		Water	Sanitary	Storm	LENGTH	5.88m	8.3m	9.68m	MATERIAL	Polyethylene	PVC DR28	PVC DR35	SIZE	25mm	125mm	125mm	COLOUR	Blue	White	Green	DEPTH @ MAIN	1.68m	3.1m	3.09m	DEPTH @ ST. LINE	1.93m	2.46m	2.47m	ELEV @ MAIN	99.40	98.04	98.01	ELEV @ ST. LINE	99.62	99.091	99.075	MAIN SIZE	200mm	250mm	375mm	Insulation	<input checked="" type="checkbox"/> Yes	<input type="checkbox"/> No	Rock	<input type="checkbox"/> Yes	<input type="checkbox"/> No	Clay Plug	<input type="checkbox"/> Yes	<input type="checkbox"/> No	Trace Wire	<input checked="" type="checkbox"/> Yes	<input type="checkbox"/> No	Anode	<input type="checkbox"/> Yes	<input checked="" type="checkbox"/> No	<p>PRIVATE</p> <table border="1" style="width:100%; border-collapse: collapse;"> <thead> <tr> <th></th> <th>Water</th> <th>Sanitary</th> <th>Storm</th> </tr> </thead> <tbody> <tr> <td>LENGTH</td> <td></td> <td></td> <td></td> </tr> <tr> <td>MATERIAL</td> <td></td> <td></td> <td></td> </tr> <tr> <td>SIZE</td> <td></td> <td></td> <td></td> </tr> <tr> <td>COLOUR</td> <td></td> <td></td> <td></td> </tr> <tr> <td>DEPTH @ ST. LINE</td> <td></td> <td></td> <td></td> </tr> <tr> <td>DEPTH @ BLDG</td> <td></td> <td></td> <td></td> </tr> </tbody> </table> <p>Contractor _____ Inspected By _____ Date _____</p> <p>Sanitary Type: Pressurized <input type="checkbox"/> Gravity <input type="checkbox"/> Private Lift Station Info: Lift: <input type="checkbox"/> Distance <input type="checkbox"/></p> <table style="width:100%;"> <tr> <td>Insulation</td> <td><input type="checkbox"/> Yes</td> <td><input type="checkbox"/> No</td> </tr> <tr> <td>Rock</td> <td><input type="checkbox"/> Yes</td> <td><input type="checkbox"/> No</td> </tr> <tr> <td>Clay Plug</td> <td><input type="checkbox"/> Yes</td> <td><input type="checkbox"/> No</td> </tr> <tr> <td>Foundation Drain Connected</td> <td><input type="checkbox"/> Yes</td> <td><input type="checkbox"/> No</td> </tr> <tr> <td>Rain Leaders Connected</td> <td><input type="checkbox"/> Yes</td> <td><input type="checkbox"/> No</td> </tr> <tr> <td>Trace Wire</td> <td><input type="checkbox"/> Yes</td> <td><input type="checkbox"/> No</td> </tr> <tr> <td>Sound Check</td> <td><input type="checkbox"/> Yes</td> <td><input type="checkbox"/> No</td> </tr> </table>		Water	Sanitary	Storm	LENGTH				MATERIAL				SIZE				COLOUR				DEPTH @ ST. LINE				DEPTH @ BLDG				Insulation	<input type="checkbox"/> Yes	<input type="checkbox"/> No	Rock	<input type="checkbox"/> Yes	<input type="checkbox"/> No	Clay Plug	<input type="checkbox"/> Yes	<input type="checkbox"/> No	Foundation Drain Connected	<input type="checkbox"/> Yes	<input type="checkbox"/> No	Rain Leaders Connected	<input type="checkbox"/> Yes	<input type="checkbox"/> No	Trace Wire	<input type="checkbox"/> Yes	<input type="checkbox"/> No	Sound Check	<input type="checkbox"/> Yes	<input type="checkbox"/> No
	Water	Sanitary	Storm																																																																																																						
LENGTH	5.88m	8.3m	9.68m																																																																																																						
MATERIAL	Polyethylene	PVC DR28	PVC DR35																																																																																																						
SIZE	25mm	125mm	125mm																																																																																																						
COLOUR	Blue	White	Green																																																																																																						
DEPTH @ MAIN	1.68m	3.1m	3.09m																																																																																																						
DEPTH @ ST. LINE	1.93m	2.46m	2.47m																																																																																																						
ELEV @ MAIN	99.40	98.04	98.01																																																																																																						
ELEV @ ST. LINE	99.62	99.091	99.075																																																																																																						
MAIN SIZE	200mm	250mm	375mm																																																																																																						
Insulation	<input checked="" type="checkbox"/> Yes	<input type="checkbox"/> No																																																																																																							
Rock	<input type="checkbox"/> Yes	<input type="checkbox"/> No																																																																																																							
Clay Plug	<input type="checkbox"/> Yes	<input type="checkbox"/> No																																																																																																							
Trace Wire	<input checked="" type="checkbox"/> Yes	<input type="checkbox"/> No																																																																																																							
Anode	<input type="checkbox"/> Yes	<input checked="" type="checkbox"/> No																																																																																																							
	Water	Sanitary	Storm																																																																																																						
LENGTH																																																																																																									
MATERIAL																																																																																																									
SIZE																																																																																																									
COLOUR																																																																																																									
DEPTH @ ST. LINE																																																																																																									
DEPTH @ BLDG																																																																																																									
Insulation	<input type="checkbox"/> Yes	<input type="checkbox"/> No																																																																																																							
Rock	<input type="checkbox"/> Yes	<input type="checkbox"/> No																																																																																																							
Clay Plug	<input type="checkbox"/> Yes	<input type="checkbox"/> No																																																																																																							
Foundation Drain Connected	<input type="checkbox"/> Yes	<input type="checkbox"/> No																																																																																																							
Rain Leaders Connected	<input type="checkbox"/> Yes	<input type="checkbox"/> No																																																																																																							
Trace Wire	<input type="checkbox"/> Yes	<input type="checkbox"/> No																																																																																																							
Sound Check	<input type="checkbox"/> Yes	<input type="checkbox"/> No																																																																																																							
 <p> Public Curb Stop To: UP26 = 15.8m UP27 = 23.9m Public Corp Stop To: UP26 = 11.0m UP26 UP27 = 22.1m Storm End To: UP26 = 17.0m UP27 = 23.5m </p>		<p>PRIVATE</p> <p style="text-align: center; font-size: 2em;">43</p> <p style="text-align: center; font-size: 2em;">44</p> <p style="text-align: center; font-size: 2em;">45</p> <p style="text-align: right;">SEE BACK FOR ADDITIONAL NOTES →</p>																																																																																																							

	HALIFAX WATER SERVICE LATERAL INFORMATION SHEET	Street <u>Maple Grove Avenue</u> Lot <u>45</u> Civic _____	SID# _____																																																																		
<p>PUBLIC</p> <table border="1" style="width:100%; border-collapse: collapse;"> <thead> <tr> <th></th> <th>Water</th> <th>Sanitary</th> <th>Storm</th> </tr> </thead> <tbody> <tr> <td>LENGTH</td> <td>7.07m</td> <td>10.01m</td> <td>11.41m</td> </tr> <tr> <td>MATERIAL</td> <td>Polyethylene</td> <td>PVC DR28</td> <td>PVC DR35</td> </tr> <tr> <td>SIZE</td> <td>25mm</td> <td>125mm</td> <td>125mm</td> </tr> <tr> <td>COLOUR</td> <td>Blue</td> <td>White</td> <td>Green</td> </tr> <tr> <td>DEPTH @ MAIN</td> <td>1.73m</td> <td>3.10m</td> <td>3.12m</td> </tr> <tr> <td>DEPTH @ ST. LINE</td> <td>1.84m</td> <td>2.40m</td> <td>2.40m</td> </tr> <tr> <td>ELEV @ MAIN</td> <td>101.39</td> <td>100.02</td> <td>100.0</td> </tr> <tr> <td>ELEV @ ST. LINE</td> <td>101.72</td> <td>101.16</td> <td>101.158</td> </tr> <tr> <td>MAIN SIZE</td> <td>200mm</td> <td>250mm</td> <td>375mm</td> </tr> </tbody> </table> <p>Contractor <u>Dexter Construction</u> Inspected By <u>Trevor Carter - GENIVAR Inc.</u> Date <u>April 2011</u> Record Dwg. # <u>D09109-002 003</u></p> <p> Insulation <input checked="" type="checkbox"/> Yes <input type="checkbox"/> No Rock <input type="checkbox"/> Yes <input type="checkbox"/> No Clay Plug <input type="checkbox"/> Yes <input type="checkbox"/> No Trace Wire <input checked="" type="checkbox"/> Yes <input type="checkbox"/> No Anode <input type="checkbox"/> Yes <input checked="" type="checkbox"/> No </p>		Water	Sanitary	Storm	LENGTH	7.07m	10.01m	11.41m	MATERIAL	Polyethylene	PVC DR28	PVC DR35	SIZE	25mm	125mm	125mm	COLOUR	Blue	White	Green	DEPTH @ MAIN	1.73m	3.10m	3.12m	DEPTH @ ST. LINE	1.84m	2.40m	2.40m	ELEV @ MAIN	101.39	100.02	100.0	ELEV @ ST. LINE	101.72	101.16	101.158	MAIN SIZE	200mm	250mm	375mm	<p>PRIVATE</p> <table border="1" style="width:100%; border-collapse: collapse;"> <thead> <tr> <th></th> <th>Water</th> <th>Sanitary</th> <th>Storm</th> </tr> </thead> <tbody> <tr> <td>LENGTH</td> <td></td> <td></td> <td></td> </tr> <tr> <td>MATERIAL</td> <td></td> <td></td> <td></td> </tr> <tr> <td>SIZE</td> <td></td> <td></td> <td></td> </tr> <tr> <td>COLOUR</td> <td></td> <td></td> <td></td> </tr> <tr> <td>DEPTH @ ST. LINE</td> <td></td> <td></td> <td></td> </tr> <tr> <td>DEPTH @ BLDG</td> <td></td> <td></td> <td></td> </tr> </tbody> </table> <p> Contractor _____ Inspected By _____ Date _____ </p> <p> Sanitary Type: Pressurized <input type="checkbox"/> Gravity <input type="checkbox"/> Private Lift Station Info: Lift: <input type="checkbox"/> Distance <input type="checkbox"/> Insulation: <input type="checkbox"/> Yes <input type="checkbox"/> No Rock: <input type="checkbox"/> Yes <input type="checkbox"/> No Clay Plug: <input type="checkbox"/> Yes <input type="checkbox"/> No Foundation Drain Connected: <input type="checkbox"/> Yes <input type="checkbox"/> No Rain Leaders Connected: <input type="checkbox"/> Yes <input type="checkbox"/> No Trace Wire: <input type="checkbox"/> Yes <input type="checkbox"/> No Sound Check: <input type="checkbox"/> Yes <input type="checkbox"/> No </p>		Water	Sanitary	Storm	LENGTH				MATERIAL				SIZE				COLOUR				DEPTH @ ST. LINE				DEPTH @ BLDG			
	Water	Sanitary	Storm																																																																		
LENGTH	7.07m	10.01m	11.41m																																																																		
MATERIAL	Polyethylene	PVC DR28	PVC DR35																																																																		
SIZE	25mm	125mm	125mm																																																																		
COLOUR	Blue	White	Green																																																																		
DEPTH @ MAIN	1.73m	3.10m	3.12m																																																																		
DEPTH @ ST. LINE	1.84m	2.40m	2.40m																																																																		
ELEV @ MAIN	101.39	100.02	100.0																																																																		
ELEV @ ST. LINE	101.72	101.16	101.158																																																																		
MAIN SIZE	200mm	250mm	375mm																																																																		
	Water	Sanitary	Storm																																																																		
LENGTH																																																																					
MATERIAL																																																																					
SIZE																																																																					
COLOUR																																																																					
DEPTH @ ST. LINE																																																																					
DEPTH @ BLDG																																																																					
 <p>The diagram shows a vertical cross-section of the service lateral. On the left, a storm sewer (UP25) is shown with a depth of 38.19m. A sanitary sewer (UP26) is shown with a depth of 16.0m. A water main (UP25) is shown with a depth of 16.0m. The diagram is divided into PUBLIC and PRIVATE sections. The PUBLIC section includes a curb stop to the water main (UP25 = 33.7m, UP26 = 16.0m) and a curb stop to the storm sewer (UP25 = 30.8m, UP26 = 16.6m). The PRIVATE section shows the service laterals for lots 43, 44, and 45. The storm sewer ends at a depth of 34.9m (UP25) and 16.4m (UP26).</p>		<p>PRIVATE</p> <p style="text-align: center; font-size: 2em;">43</p> <p style="text-align: center; font-size: 2em;">44</p> <p style="text-align: center; font-size: 2em;">45</p> <p style="text-align: right;">SEE BACK FOR ADDITIONAL NOTES →</p>																																																																			


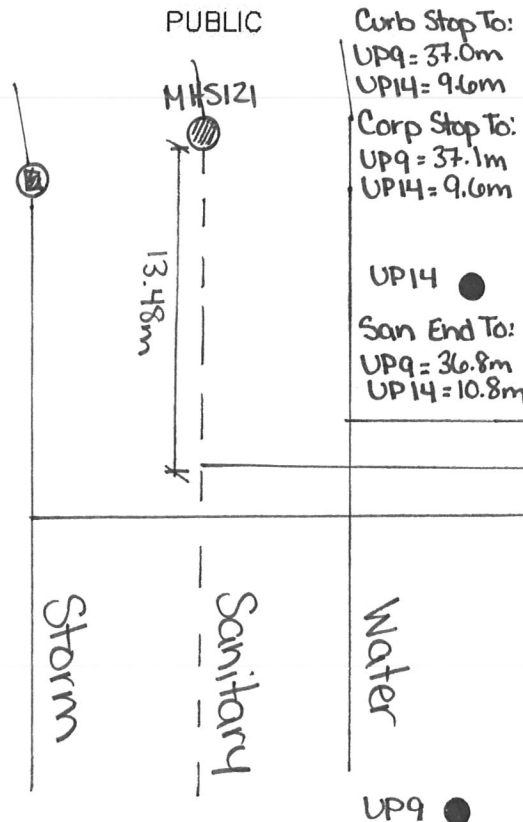
	<p>HALIFAX WATER SERVICE LATERAL INFORMATION SHEET</p>	<p>Street <u>Maple Grove Avenue</u></p> <p>Lot <u>80</u> Civic _____</p>																																																																			
		SLID# _____																																																																			
<p>PUBLIC</p> <table border="1" style="width:100%; border-collapse: collapse;"> <thead> <tr> <th></th> <th>Water</th> <th>Sanitary</th> <th>Storm</th> </tr> </thead> <tbody> <tr> <td>LENGTH</td> <td>7.52m</td> <td>11.33m</td> <td>12.76m</td> </tr> <tr> <td>MATERIAL</td> <td>Polyethylene</td> <td>PVC DR28</td> <td>PVC DR35</td> </tr> <tr> <td>SIZE</td> <td>25mm</td> <td>125mm</td> <td>125mm</td> </tr> <tr> <td>COLOUR</td> <td>Blue</td> <td>White</td> <td>Green</td> </tr> <tr> <td>DEPTH @ MAIN</td> <td>2.0m</td> <td>3.6m</td> <td>5.1m</td> </tr> <tr> <td>DEPTH @ ST. LINE</td> <td>1.6m</td> <td>2.6m</td> <td>2.6m</td> </tr> <tr> <td>ELEV @ MAIN</td> <td>101.16</td> <td>99.58</td> <td>98.05</td> </tr> <tr> <td>ELEV @ ST. LINE</td> <td>101.54</td> <td>101.14</td> <td>101.10</td> </tr> <tr> <td>MAIN SIZE</td> <td>400mm</td> <td>250mm</td> <td>450mm</td> </tr> </tbody> </table> <p>Contractor <u>Dexter Construction</u></p> <p>Inspected By <u>Trevor Carter - GENIVAR Inc.</u></p> <p>Date <u>March 2011</u></p> <p>Record Dwg. # <u>D09109-002 002</u></p> <p>Insulation Rock <input type="checkbox"/> Yes <input type="checkbox"/> No Clay Plug <input type="checkbox"/> Yes <input type="checkbox"/> No Trace Wire <input checked="" type="checkbox"/> Yes <input type="checkbox"/> No Anode <input type="checkbox"/> Yes <input checked="" type="checkbox"/> No</p>		Water	Sanitary	Storm	LENGTH	7.52m	11.33m	12.76m	MATERIAL	Polyethylene	PVC DR28	PVC DR35	SIZE	25mm	125mm	125mm	COLOUR	Blue	White	Green	DEPTH @ MAIN	2.0m	3.6m	5.1m	DEPTH @ ST. LINE	1.6m	2.6m	2.6m	ELEV @ MAIN	101.16	99.58	98.05	ELEV @ ST. LINE	101.54	101.14	101.10	MAIN SIZE	400mm	250mm	450mm	<p>PRIVATE</p> <table border="1" style="width:100%; border-collapse: collapse;"> <thead> <tr> <th></th> <th>Water</th> <th>Sanitary</th> <th>Storm</th> </tr> </thead> <tbody> <tr><td>LENGTH</td><td></td><td></td><td></td></tr> <tr><td>MATERIAL</td><td></td><td></td><td></td></tr> <tr><td>SIZE</td><td></td><td></td><td></td></tr> <tr><td>COLOUR</td><td></td><td></td><td></td></tr> <tr><td>DEPTH @ ST. LINE</td><td></td><td></td><td></td></tr> <tr><td>DEPTH @ BLDG</td><td></td><td></td><td></td></tr> </tbody> </table> <p>Contractor _____</p> <p>Inspected By _____</p> <p>Date _____</p> <p>Sanitary Type: Pressurized <input type="checkbox"/> Gravity <input type="checkbox"/></p> <p>Private Lift Station Info: Lift: <input type="checkbox"/> Distance <input type="checkbox"/></p> <p>Insulation Rock <input type="checkbox"/> Yes <input type="checkbox"/> No Clay Plug <input type="checkbox"/> Yes <input type="checkbox"/> No Foundation Drain Connected <input type="checkbox"/> Yes <input type="checkbox"/> No Rain Leaders Connected <input type="checkbox"/> Yes <input type="checkbox"/> No Trace Wire <input type="checkbox"/> Yes <input type="checkbox"/> No Sound Check <input type="checkbox"/> Yes <input type="checkbox"/> No</p>		Water	Sanitary	Storm	LENGTH				MATERIAL				SIZE				COLOUR				DEPTH @ ST. LINE				DEPTH @ BLDG			
	Water	Sanitary	Storm																																																																		
LENGTH	7.52m	11.33m	12.76m																																																																		
MATERIAL	Polyethylene	PVC DR28	PVC DR35																																																																		
SIZE	25mm	125mm	125mm																																																																		
COLOUR	Blue	White	Green																																																																		
DEPTH @ MAIN	2.0m	3.6m	5.1m																																																																		
DEPTH @ ST. LINE	1.6m	2.6m	2.6m																																																																		
ELEV @ MAIN	101.16	99.58	98.05																																																																		
ELEV @ ST. LINE	101.54	101.14	101.10																																																																		
MAIN SIZE	400mm	250mm	450mm																																																																		
	Water	Sanitary	Storm																																																																		
LENGTH																																																																					
MATERIAL																																																																					
SIZE																																																																					
COLOUR																																																																					
DEPTH @ ST. LINE																																																																					
DEPTH @ BLDG																																																																					
<p>PUBLIC</p> <p>MIHT 119</p> <p>MHS 119</p> <p>16.8m</p> <p>UP17</p> <p>Storm</p> <p>Sanitary</p> <p>Water</p> <p>UP15</p> <p>MIHT 120</p> <p>MHS 120</p> <p> Curb Stop To: UP15 = 38.1m UP17 = 7.6m Corp Stop To: UP15 = 37.1m UP17 = 7.5m San End To: UP15 = 38.1m UP17 = 9.1m </p>	<p>PRIVATE</p> <p>80</p> <p>81</p> <p>82</p> <p>SEE BACK FOR ADDITIONAL NOTES →</p>																																																																				


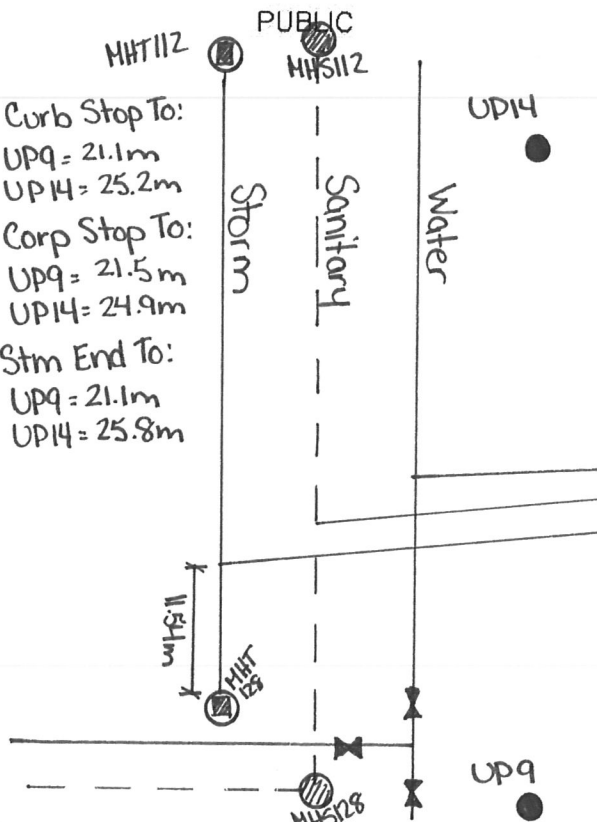
	HALIFAX WATER SERVICE LATERAL INFORMATION SHEET	Street <u>Maple Grove Avenue</u> Lot <u>81</u> Civic _____																																																																			
		SLID# _____																																																																			
<table border="1" style="width:100%; border-collapse: collapse;"> <thead> <tr> <th></th> <th>Water</th> <th>Sanitary</th> <th>Storm</th> </tr> </thead> <tbody> <tr> <td>LENGTH</td> <td><u>6.59m</u></td> <td><u>10.86m</u></td> <td><u>12.18m</u></td> </tr> <tr> <td>MATERIAL</td> <td><u>Polyethylene</u></td> <td><u>PVC DR28</u></td> <td><u>PVC DR35</u></td> </tr> <tr> <td>SIZE</td> <td><u>25mm</u></td> <td><u>125mm</u></td> <td><u>125mm</u></td> </tr> <tr> <td>COLOUR</td> <td><u>Blue</u></td> <td><u>White</u></td> <td><u>Green</u></td> </tr> <tr> <td>DEPTH @ MAIN</td> <td><u>1.8m</u></td> <td><u>2.5m</u></td> <td><u>2.4m</u></td> </tr> <tr> <td>DEPTH @ ST. LINE</td> <td><u>1.8m</u></td> <td><u>2.5m</u></td> <td><u>2.5m</u></td> </tr> <tr> <td>ELEV @ MAIN</td> <td><u>99.71</u></td> <td><u>99.68</u></td> <td><u>99.11</u></td> </tr> <tr> <td>ELEV @ ST. LINE</td> <td><u>100.08</u></td> <td><u>99.57</u></td> <td><u>99.56</u></td> </tr> <tr> <td>MAIN SIZE</td> <td><u>400mm</u></td> <td><u>250mm</u></td> <td><u>450mm</u></td> </tr> </tbody> </table> <p>Contractor <u>Dexter Construction</u> Inspected By <u>Trevor Carter - GENIVAR Inc.</u> Date <u>March 2011</u> Record Dwg. # <u>109109 - 002 002</u></p> <p>Insulation <input checked="" type="checkbox"/> Yes <input type="checkbox"/> No Rock <input type="checkbox"/> Yes <input type="checkbox"/> No Clay Plug <input type="checkbox"/> Yes <input type="checkbox"/> No Trace Wire <input checked="" type="checkbox"/> Yes <input type="checkbox"/> No Anode <input type="checkbox"/> Yes <input checked="" type="checkbox"/> No</p>		Water	Sanitary	Storm	LENGTH	<u>6.59m</u>	<u>10.86m</u>	<u>12.18m</u>	MATERIAL	<u>Polyethylene</u>	<u>PVC DR28</u>	<u>PVC DR35</u>	SIZE	<u>25mm</u>	<u>125mm</u>	<u>125mm</u>	COLOUR	<u>Blue</u>	<u>White</u>	<u>Green</u>	DEPTH @ MAIN	<u>1.8m</u>	<u>2.5m</u>	<u>2.4m</u>	DEPTH @ ST. LINE	<u>1.8m</u>	<u>2.5m</u>	<u>2.5m</u>	ELEV @ MAIN	<u>99.71</u>	<u>99.68</u>	<u>99.11</u>	ELEV @ ST. LINE	<u>100.08</u>	<u>99.57</u>	<u>99.56</u>	MAIN SIZE	<u>400mm</u>	<u>250mm</u>	<u>450mm</u>	<table border="1" style="width:100%; border-collapse: collapse;"> <thead> <tr> <th></th> <th>Water</th> <th>Sanitary</th> <th>Storm</th> </tr> </thead> <tbody> <tr> <td>LENGTH</td> <td></td> <td></td> <td></td> </tr> <tr> <td>MATERIAL</td> <td></td> <td></td> <td></td> </tr> <tr> <td>SIZE</td> <td></td> <td></td> <td></td> </tr> <tr> <td>COLOUR</td> <td></td> <td></td> <td></td> </tr> <tr> <td>DEPTH @ ST. LINE</td> <td></td> <td></td> <td></td> </tr> <tr> <td>DEPTH @ BLDG</td> <td></td> <td></td> <td></td> </tr> </tbody> </table> <p>Contractor _____ Inspected By _____ Date _____</p> <p>Sanitary Type. Pressurized <input type="checkbox"/> Gravity <input type="checkbox"/> Private Lift Station Info. Lift: <input type="checkbox"/> Distance <input type="checkbox"/></p> <p>Insulation <input type="checkbox"/> Yes <input type="checkbox"/> No Rock <input type="checkbox"/> Yes <input type="checkbox"/> No Clay Plug <input type="checkbox"/> Yes <input type="checkbox"/> No Foundation Drain Connected <input type="checkbox"/> Yes <input type="checkbox"/> No Rain Leaders Connected <input type="checkbox"/> Yes <input type="checkbox"/> No Trace Wire <input type="checkbox"/> Yes <input type="checkbox"/> No Sound Check <input type="checkbox"/> Yes <input type="checkbox"/> No</p>		Water	Sanitary	Storm	LENGTH				MATERIAL				SIZE				COLOUR				DEPTH @ ST. LINE				DEPTH @ BLDG			
	Water	Sanitary	Storm																																																																		
LENGTH	<u>6.59m</u>	<u>10.86m</u>	<u>12.18m</u>																																																																		
MATERIAL	<u>Polyethylene</u>	<u>PVC DR28</u>	<u>PVC DR35</u>																																																																		
SIZE	<u>25mm</u>	<u>125mm</u>	<u>125mm</u>																																																																		
COLOUR	<u>Blue</u>	<u>White</u>	<u>Green</u>																																																																		
DEPTH @ MAIN	<u>1.8m</u>	<u>2.5m</u>	<u>2.4m</u>																																																																		
DEPTH @ ST. LINE	<u>1.8m</u>	<u>2.5m</u>	<u>2.5m</u>																																																																		
ELEV @ MAIN	<u>99.71</u>	<u>99.68</u>	<u>99.11</u>																																																																		
ELEV @ ST. LINE	<u>100.08</u>	<u>99.57</u>	<u>99.56</u>																																																																		
MAIN SIZE	<u>400mm</u>	<u>250mm</u>	<u>450mm</u>																																																																		
	Water	Sanitary	Storm																																																																		
LENGTH																																																																					
MATERIAL																																																																					
SIZE																																																																					
COLOUR																																																																					
DEPTH @ ST. LINE																																																																					
DEPTH @ BLDG																																																																					
<p> Curb Stop To: UP15 = 20.5m UP17 = 24.9m Corp Stop To: UP15 = 19.0m UP17 = 24.8m Strm End To: UP15 = 20.6m UP17 = 25.9m </p> 		<p style="text-align: center;">PRIVATE</p> <p style="text-align: center; font-size: 2em;">80</p> <hr/> <p style="text-align: center; font-size: 2em;">81</p> <hr/> <p style="text-align: center; font-size: 2em;">82</p> <p style="text-align: right;">SEE BACK FOR ADDITIONAL NOTES →</p>																																																																			


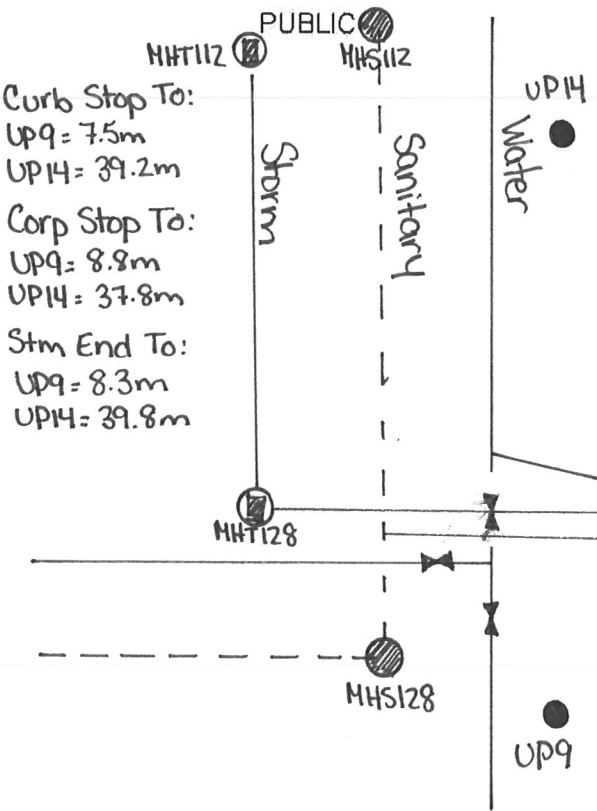
	HALIFAX WATER SERVICE LATERAL INFORMATION SHEET	Street <u>Maple Grove Avenue</u> Lot <u>82</u> Civic _____																																																																			
		SLID# _____																																																																			
<p>PUBLIC</p> <table border="1" style="width:100%; border-collapse: collapse;"> <thead> <tr> <th></th> <th>Water</th> <th>Sanitary</th> <th>Storm</th> </tr> </thead> <tbody> <tr> <td>LENGTH</td> <td>6.66m</td> <td>10.17m</td> <td>11.86m</td> </tr> <tr> <td>MATERIAL</td> <td>Polyethylene</td> <td>PVC DR28</td> <td>PVC DR35</td> </tr> <tr> <td>SIZE</td> <td>25mm</td> <td>125mm</td> <td>125mm</td> </tr> <tr> <td>COLOUR</td> <td>Blue</td> <td>White</td> <td>Green</td> </tr> <tr> <td>DEPTH @ MAIN</td> <td>1.7m</td> <td>3.0m</td> <td>3.2m</td> </tr> <tr> <td>DEPTH @ ST. LINE</td> <td>1.7m</td> <td>2.6m</td> <td>2.6m</td> </tr> <tr> <td>ELEV @ MAIN</td> <td>98.85</td> <td>97.59</td> <td>97.39</td> </tr> <tr> <td>ELEV @ ST. LINE</td> <td>99.02</td> <td>98.27</td> <td>98.27</td> </tr> <tr> <td>MAIN SIZE</td> <td>400mm</td> <td>250mm</td> <td>600mm</td> </tr> </tbody> </table> <p>Contractor <u>Dexter Construction</u> Inspected By <u>Trevor Carter - GENIVAR Inc.</u> Date <u>March 2011</u> Record Dwg. # <u>D09109-062 001</u></p> <p>Insulation Rock <input type="checkbox"/> Yes <input type="checkbox"/> No Clay Plug <input type="checkbox"/> Yes <input type="checkbox"/> No Trace Wire <input type="checkbox"/> Yes <input type="checkbox"/> No Anode <input type="checkbox"/> Yes <input type="checkbox"/> No</p>		Water	Sanitary	Storm	LENGTH	6.66m	10.17m	11.86m	MATERIAL	Polyethylene	PVC DR28	PVC DR35	SIZE	25mm	125mm	125mm	COLOUR	Blue	White	Green	DEPTH @ MAIN	1.7m	3.0m	3.2m	DEPTH @ ST. LINE	1.7m	2.6m	2.6m	ELEV @ MAIN	98.85	97.59	97.39	ELEV @ ST. LINE	99.02	98.27	98.27	MAIN SIZE	400mm	250mm	600mm	<p>PRIVATE</p> <table border="1" style="width:100%; border-collapse: collapse;"> <thead> <tr> <th></th> <th>Water</th> <th>Sanitary</th> <th>Storm</th> </tr> </thead> <tbody> <tr><td>LENGTH</td><td></td><td></td><td></td></tr> <tr><td>MATERIAL</td><td></td><td></td><td></td></tr> <tr><td>SIZE</td><td></td><td></td><td></td></tr> <tr><td>COLOUR</td><td></td><td></td><td></td></tr> <tr><td>DEPTH @ ST. LINE</td><td></td><td></td><td></td></tr> <tr><td>DEPTH @ BLDG</td><td></td><td></td><td></td></tr> </tbody> </table> <p>Contractor _____ Inspected By _____ Date _____</p> <p>Sanitary Type: Pressurized <input type="checkbox"/> Gravity <input type="checkbox"/> Private Lift Station Info: Lift: <input type="checkbox"/> Distance <input type="checkbox"/></p> <p>Insulation Rock <input type="checkbox"/> Yes <input type="checkbox"/> No Clay Plug <input type="checkbox"/> Yes <input type="checkbox"/> No Foundation Drain Connected <input type="checkbox"/> Yes <input type="checkbox"/> No Rain Leaders Connected <input type="checkbox"/> Yes <input type="checkbox"/> No Trace Wire <input type="checkbox"/> Yes <input type="checkbox"/> No Sound Check <input type="checkbox"/> Yes <input type="checkbox"/> No</p>		Water	Sanitary	Storm	LENGTH				MATERIAL				SIZE				COLOUR				DEPTH @ ST. LINE				DEPTH @ BLDG			
	Water	Sanitary	Storm																																																																		
LENGTH	6.66m	10.17m	11.86m																																																																		
MATERIAL	Polyethylene	PVC DR28	PVC DR35																																																																		
SIZE	25mm	125mm	125mm																																																																		
COLOUR	Blue	White	Green																																																																		
DEPTH @ MAIN	1.7m	3.0m	3.2m																																																																		
DEPTH @ ST. LINE	1.7m	2.6m	2.6m																																																																		
ELEV @ MAIN	98.85	97.59	97.39																																																																		
ELEV @ ST. LINE	99.02	98.27	98.27																																																																		
MAIN SIZE	400mm	250mm	600mm																																																																		
	Water	Sanitary	Storm																																																																		
LENGTH																																																																					
MATERIAL																																																																					
SIZE																																																																					
COLOUR																																																																					
DEPTH @ ST. LINE																																																																					
DEPTH @ BLDG																																																																					
<p>Curb Stop To: UPI5 = 7.7m UPI7 = 38.1m</p> <p>Corp Stop To: UPI5 = 8.7m UPI7 = 35.3m</p> <p>San End To: UPI5 = 8.1m UPI7 = 39.4m</p> 	<p>PRIVATE</p> <p>80</p> <p>81</p> <p>82</p> <p style="text-align: right;">SEE BACK FOR ADDITIONAL NOTES →</p>																																																																				


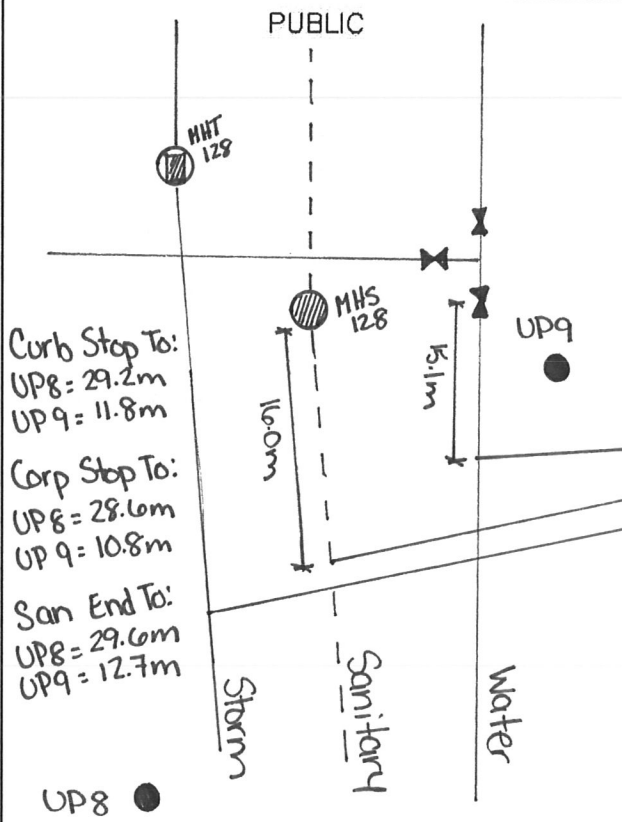
	HALIFAX WATER SERVICE LATERAL INFORMATION SHEET	Street <u>Maple Grove Avenue</u> Lot <u>83</u> Civic _____																																																																				
<p style="text-align: center;">PUBLIC</p> <table border="1" style="width:100%; border-collapse: collapse;"> <thead> <tr> <th></th> <th>Water</th> <th>Sanitary</th> <th>Storm</th> </tr> </thead> <tbody> <tr> <td>LENGTH</td> <td>8.13m</td> <td>11.63m</td> <td>13.46m</td> </tr> <tr> <td>MATERIAL</td> <td>Polyethylene</td> <td>PVC DR28</td> <td>PVC DR35</td> </tr> <tr> <td>SIZE</td> <td>25mm</td> <td>125mm</td> <td>125mm</td> </tr> <tr> <td>COLOUR</td> <td>Blue</td> <td>White</td> <td>Green</td> </tr> <tr> <td>DEPTH @ MAIN</td> <td>1.9m</td> <td>3.0m</td> <td>3.2m</td> </tr> <tr> <td>DEPTH @ ST. LINE</td> <td>1.8m</td> <td>2.4m</td> <td>2.5m</td> </tr> <tr> <td>ELEV @ MAIN</td> <td>96.67</td> <td>95.59</td> <td>95.36</td> </tr> <tr> <td>ELEV @ ST. LINE</td> <td>97.11</td> <td>96.51</td> <td>96.46</td> </tr> <tr> <td>MAIN SIZE</td> <td>400mm</td> <td>250mm</td> <td>600mm</td> </tr> </tbody> </table> <p>Contractor <u>Dexter Construction</u> Inspected By <u>Trevor Carter - GENIVAR Inc.</u> Date <u>March 2011</u> Record Dwg. # <u>D09109-002 ccd</u></p> <p>Insulation <input checked="" type="checkbox"/> Yes <input type="checkbox"/> No Rock <input type="checkbox"/> Yes <input type="checkbox"/> No Clay Plug <input type="checkbox"/> Yes <input type="checkbox"/> No Trace Wire <input checked="" type="checkbox"/> Yes <input type="checkbox"/> No Anode <input type="checkbox"/> Yes <input checked="" type="checkbox"/> No</p>			Water	Sanitary	Storm	LENGTH	8.13m	11.63m	13.46m	MATERIAL	Polyethylene	PVC DR28	PVC DR35	SIZE	25mm	125mm	125mm	COLOUR	Blue	White	Green	DEPTH @ MAIN	1.9m	3.0m	3.2m	DEPTH @ ST. LINE	1.8m	2.4m	2.5m	ELEV @ MAIN	96.67	95.59	95.36	ELEV @ ST. LINE	97.11	96.51	96.46	MAIN SIZE	400mm	250mm	600mm	<p style="text-align: center;">PRIVATE</p> <table border="1" style="width:100%; border-collapse: collapse;"> <thead> <tr> <th></th> <th>Water</th> <th>Sanitary</th> <th>Storm</th> </tr> </thead> <tbody> <tr> <td>LENGTH</td> <td></td> <td></td> <td></td> </tr> <tr> <td>MATERIAL</td> <td></td> <td></td> <td></td> </tr> <tr> <td>SIZE</td> <td></td> <td></td> <td></td> </tr> <tr> <td>COLOUR</td> <td></td> <td></td> <td></td> </tr> <tr> <td>DEPTH @ ST. LINE</td> <td></td> <td></td> <td></td> </tr> <tr> <td>DEPTH @ BLDG</td> <td></td> <td></td> <td></td> </tr> </tbody> </table> <p>Contractor _____ Inspected By _____ Date _____</p> <p>Sanitary Type: Pressurized <input type="checkbox"/> Gravity <input type="checkbox"/> Private Lift Station Info: Lift: <input type="checkbox"/> Distance <input type="checkbox"/></p> <p>Insulation: <input type="checkbox"/> Yes <input type="checkbox"/> No Rock: <input type="checkbox"/> Yes <input type="checkbox"/> No Clay Plug: <input type="checkbox"/> Yes <input type="checkbox"/> No Foundation Drain Connected: <input type="checkbox"/> Yes <input type="checkbox"/> No Rain Leaders Connected: <input type="checkbox"/> Yes <input type="checkbox"/> No Trace Wire: <input type="checkbox"/> Yes <input type="checkbox"/> No Sound Check: <input type="checkbox"/> Yes <input type="checkbox"/> No</p>		Water	Sanitary	Storm	LENGTH				MATERIAL				SIZE				COLOUR				DEPTH @ ST. LINE				DEPTH @ BLDG			
	Water	Sanitary	Storm																																																																			
LENGTH	8.13m	11.63m	13.46m																																																																			
MATERIAL	Polyethylene	PVC DR28	PVC DR35																																																																			
SIZE	25mm	125mm	125mm																																																																			
COLOUR	Blue	White	Green																																																																			
DEPTH @ MAIN	1.9m	3.0m	3.2m																																																																			
DEPTH @ ST. LINE	1.8m	2.4m	2.5m																																																																			
ELEV @ MAIN	96.67	95.59	95.36																																																																			
ELEV @ ST. LINE	97.11	96.51	96.46																																																																			
MAIN SIZE	400mm	250mm	600mm																																																																			
	Water	Sanitary	Storm																																																																			
LENGTH																																																																						
MATERIAL																																																																						
SIZE																																																																						
COLOUR																																																																						
DEPTH @ ST. LINE																																																																						
DEPTH @ BLDG																																																																						
<p style="text-align: center;">PUBLIC</p>  <p style="text-align: right;"> Curb Stop To: UPI4 = 20.1m UPI5 = 13.9m Corp Stop To: UPI4 = 18.8m UPI5 = 14.4m Storm End To: UPI4 = 20.0m UPI5 = 15.3m </p>		<p style="text-align: center;">PRIVATE</p> <p style="text-align: center; font-size: 2em;">83</p> <p style="text-align: center; font-size: 2em;">84</p> <p style="text-align: right;">SEE BACK FOR ADDITIONAL NOTES →</p>																																																																				


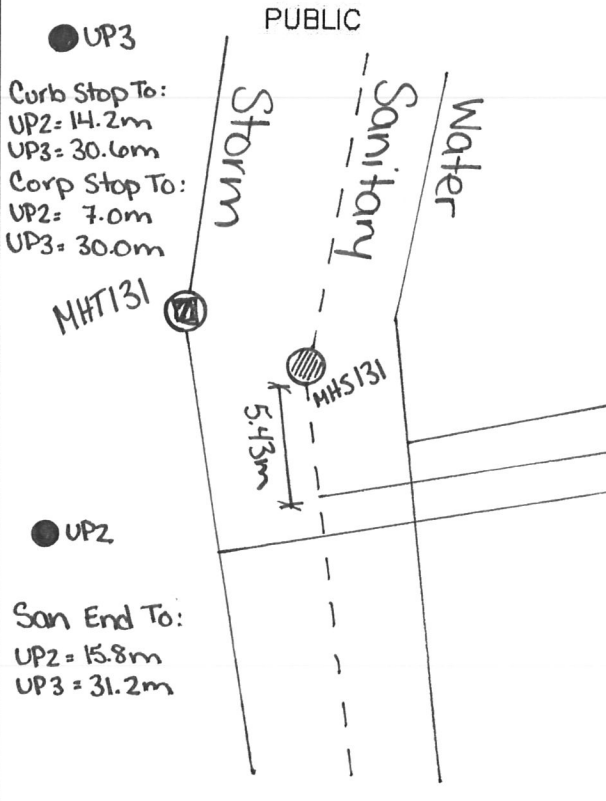
HALIFAX WATER SERVICE LATERAL INFORMATION SHEET		Street <u>Maple Grove Avenue</u> Lot <u>84</u> Civic _____																																																																			
		SLID# _____																																																																			
<p style="text-align: center;">PUBLIC</p> <table border="1" style="width:100%; border-collapse: collapse;"> <thead> <tr> <th></th> <th style="text-align: center;">Water</th> <th style="text-align: center;">Sanitary</th> <th style="text-align: center;">Storm</th> </tr> </thead> <tbody> <tr> <td>LENGTH</td> <td style="text-align: center;">7.25m</td> <td style="text-align: center;">10.83m</td> <td style="text-align: center;">12.54m</td> </tr> <tr> <td>MATERIAL</td> <td style="text-align: center;">Polyethylene</td> <td style="text-align: center;">PVC DR28</td> <td style="text-align: center;">PVC DR35</td> </tr> <tr> <td>SIZE</td> <td style="text-align: center;">25mm</td> <td style="text-align: center;">125mm</td> <td style="text-align: center;">125mm</td> </tr> <tr> <td>COLOUR</td> <td style="text-align: center;">Blue</td> <td style="text-align: center;">White</td> <td style="text-align: center;">Green</td> </tr> <tr> <td>DEPTH @ MAIN</td> <td style="text-align: center;">1.9m</td> <td style="text-align: center;">3.1m</td> <td style="text-align: center;">3.2m</td> </tr> <tr> <td>DEPTH @ ST. LINE</td> <td style="text-align: center;">1.7m</td> <td style="text-align: center;">2.4m</td> <td style="text-align: center;">2.3m</td> </tr> <tr> <td>ELEV @ MAIN</td> <td style="text-align: center;">95.03</td> <td style="text-align: center;">93.80</td> <td style="text-align: center;">93.69</td> </tr> <tr> <td>ELEV @ ST. LINE</td> <td style="text-align: center;">95.52</td> <td style="text-align: center;">95.02</td> <td style="text-align: center;">95.06</td> </tr> <tr> <td>MAIN SIZE</td> <td style="text-align: center;">400mm</td> <td style="text-align: center;">250mm</td> <td style="text-align: center;">600mm</td> </tr> </tbody> </table> <p>Contractor <u>Dexter Construction</u> Inspected By <u>Trevor Carter - GENIVAR Inc.</u> Date <u>March 2011</u> Record Dwg. # <u>09109-002 001</u></p> <p>Insulation <input checked="" type="checkbox"/> Yes <input type="checkbox"/> No Rock <input type="checkbox"/> Yes <input type="checkbox"/> No Clay Plug <input type="checkbox"/> Yes <input type="checkbox"/> No Trace Wire <input checked="" type="checkbox"/> Yes <input type="checkbox"/> No Anode <input type="checkbox"/> Yes <input checked="" type="checkbox"/> No</p>		Water	Sanitary	Storm	LENGTH	7.25m	10.83m	12.54m	MATERIAL	Polyethylene	PVC DR28	PVC DR35	SIZE	25mm	125mm	125mm	COLOUR	Blue	White	Green	DEPTH @ MAIN	1.9m	3.1m	3.2m	DEPTH @ ST. LINE	1.7m	2.4m	2.3m	ELEV @ MAIN	95.03	93.80	93.69	ELEV @ ST. LINE	95.52	95.02	95.06	MAIN SIZE	400mm	250mm	600mm	<p style="text-align: center;">PRIVATE</p> <table border="1" style="width:100%; border-collapse: collapse;"> <thead> <tr> <th></th> <th style="text-align: center;">Water</th> <th style="text-align: center;">Sanitary</th> <th style="text-align: center;">Storm</th> </tr> </thead> <tbody> <tr><td>LENGTH</td><td></td><td></td><td></td></tr> <tr><td>MATERIAL</td><td></td><td></td><td></td></tr> <tr><td>SIZE</td><td></td><td></td><td></td></tr> <tr><td>COLOUR</td><td></td><td></td><td></td></tr> <tr><td>DEPTH @ ST. LINE</td><td></td><td></td><td></td></tr> <tr><td>DEPTH @ BLDG</td><td></td><td></td><td></td></tr> </tbody> </table> <p>Contractor _____ Inspected By _____ Date _____</p> <p>Sanitary Type: Pressurized <input type="checkbox"/> <input type="checkbox"/> Gravity Private Lift Station Info: Lift: <input type="checkbox"/> <input type="checkbox"/> Distance</p> <p>Insulation <input type="checkbox"/> Yes <input type="checkbox"/> No Rock <input type="checkbox"/> Yes <input type="checkbox"/> No Clay Plug <input type="checkbox"/> Yes <input type="checkbox"/> No Foundation Drain Connected <input type="checkbox"/> Yes <input type="checkbox"/> No Rain Leaders Connected <input type="checkbox"/> Yes <input type="checkbox"/> No Trace Wire <input type="checkbox"/> Yes <input type="checkbox"/> No Sound Check <input type="checkbox"/> Yes <input type="checkbox"/> No</p>		Water	Sanitary	Storm	LENGTH				MATERIAL				SIZE				COLOUR				DEPTH @ ST. LINE				DEPTH @ BLDG			
	Water	Sanitary	Storm																																																																		
LENGTH	7.25m	10.83m	12.54m																																																																		
MATERIAL	Polyethylene	PVC DR28	PVC DR35																																																																		
SIZE	25mm	125mm	125mm																																																																		
COLOUR	Blue	White	Green																																																																		
DEPTH @ MAIN	1.9m	3.1m	3.2m																																																																		
DEPTH @ ST. LINE	1.7m	2.4m	2.3m																																																																		
ELEV @ MAIN	95.03	93.80	93.69																																																																		
ELEV @ ST. LINE	95.52	95.02	95.06																																																																		
MAIN SIZE	400mm	250mm	600mm																																																																		
	Water	Sanitary	Storm																																																																		
LENGTH																																																																					
MATERIAL																																																																					
SIZE																																																																					
COLOUR																																																																					
DEPTH @ ST. LINE																																																																					
DEPTH @ BLDG																																																																					
<p style="text-align: center;">PUBLIC</p> <p style="text-align: right;"> UPI5 ● Curb Stop To: UPI4 = 5.1m UPI5 = 29.7m Corp Stop To: UPI4 = 4.4m UPI5 = 29.7m Stm End To: UPI4 = 6.5m UPI5 = 30.5m </p>		<p style="text-align: center;">PRIVATE</p> <p style="text-align: center; font-size: 2em;">83</p> <p style="text-align: center; font-size: 2em;">84</p> <p style="text-align: center; font-size: 2em;">85</p> <p style="text-align: right;">SEE BACK FOR ADDITIONAL NOTES →</p>																																																																			


	HALIFAX WATER SERVICE LATERAL INFORMATION SHEET	Street <u>Maple Grove Avenue</u> Lot <u>85</u> Civic _____																																																																			
		SLID# _____																																																																			
<p>PUBLIC</p> <table border="1" style="width:100%; border-collapse: collapse;"> <thead> <tr> <th></th> <th>Water</th> <th>Sanitary</th> <th>Storm</th> </tr> </thead> <tbody> <tr> <td>LENGTH</td> <td>7.35m</td> <td>10.69m</td> <td>12.33m</td> </tr> <tr> <td>MATERIAL</td> <td>Polyethylene</td> <td>PVC DR28</td> <td>PVC DR35</td> </tr> <tr> <td>SIZE</td> <td>25mm</td> <td>125mm</td> <td>125mm</td> </tr> <tr> <td>COLOUR</td> <td>Blue</td> <td>White</td> <td>Green</td> </tr> <tr> <td>DEPTH @ MAIN</td> <td>2.0m</td> <td>3.1m</td> <td>3.3m</td> </tr> <tr> <td>DEPTH @ ST. LINE</td> <td>1.9m</td> <td>2.2m</td> <td>2.2m</td> </tr> <tr> <td>ELEV @ MAIN</td> <td>93.93</td> <td>92.77</td> <td>92.54</td> </tr> <tr> <td>ELEV @ ST. LINE</td> <td>94.31</td> <td>93.89</td> <td>93.89</td> </tr> <tr> <td>MAIN SIZE</td> <td>400mm</td> <td>250mm</td> <td>600mm</td> </tr> </tbody> </table> <p>Contractor <u>Dexter Construction</u> Inspected By <u>Trevor Carter - GENIVAR Inc.</u> Date <u>March 2011</u> Record Dwg. # <u>09109-002 001</u></p> <p> Insulation <input checked="" type="checkbox"/> Yes <input type="checkbox"/> No Rock <input type="checkbox"/> Yes <input type="checkbox"/> No Clay Plug <input type="checkbox"/> Yes <input type="checkbox"/> No Trace Wire <input checked="" type="checkbox"/> Yes <input type="checkbox"/> No Anode <input type="checkbox"/> Yes <input checked="" type="checkbox"/> No </p>		Water	Sanitary	Storm	LENGTH	7.35m	10.69m	12.33m	MATERIAL	Polyethylene	PVC DR28	PVC DR35	SIZE	25mm	125mm	125mm	COLOUR	Blue	White	Green	DEPTH @ MAIN	2.0m	3.1m	3.3m	DEPTH @ ST. LINE	1.9m	2.2m	2.2m	ELEV @ MAIN	93.93	92.77	92.54	ELEV @ ST. LINE	94.31	93.89	93.89	MAIN SIZE	400mm	250mm	600mm	<p>PRIVATE</p> <table border="1" style="width:100%; border-collapse: collapse;"> <thead> <tr> <th></th> <th>Water</th> <th>Sanitary</th> <th>Storm</th> </tr> </thead> <tbody> <tr><td>LENGTH</td><td></td><td></td><td></td></tr> <tr><td>MATERIAL</td><td></td><td></td><td></td></tr> <tr><td>SIZE</td><td></td><td></td><td></td></tr> <tr><td>COLOUR</td><td></td><td></td><td></td></tr> <tr><td>DEPTH @ ST. LINE</td><td></td><td></td><td></td></tr> <tr><td>DEPTH @ BLDG</td><td></td><td></td><td></td></tr> </tbody> </table> <p>Contractor _____ Inspected By _____ Date _____</p> <p>Sanitary Type: Pressurized <input type="checkbox"/> Gravity <input type="checkbox"/> Private Lift Station Info: Lift: <input type="checkbox"/> Distance <input type="checkbox"/></p> <p> Insulation <input type="checkbox"/> Yes <input type="checkbox"/> No Rock <input type="checkbox"/> Yes <input type="checkbox"/> No Clay Plug <input type="checkbox"/> Yes <input type="checkbox"/> No Foundation Drain Connected <input type="checkbox"/> Yes <input type="checkbox"/> No Rain Leaders Connected <input type="checkbox"/> Yes <input type="checkbox"/> No Trace Wire <input type="checkbox"/> Yes <input type="checkbox"/> No Sound Check <input type="checkbox"/> Yes <input type="checkbox"/> No </p>		Water	Sanitary	Storm	LENGTH				MATERIAL				SIZE				COLOUR				DEPTH @ ST. LINE				DEPTH @ BLDG			
	Water	Sanitary	Storm																																																																		
LENGTH	7.35m	10.69m	12.33m																																																																		
MATERIAL	Polyethylene	PVC DR28	PVC DR35																																																																		
SIZE	25mm	125mm	125mm																																																																		
COLOUR	Blue	White	Green																																																																		
DEPTH @ MAIN	2.0m	3.1m	3.3m																																																																		
DEPTH @ ST. LINE	1.9m	2.2m	2.2m																																																																		
ELEV @ MAIN	93.93	92.77	92.54																																																																		
ELEV @ ST. LINE	94.31	93.89	93.89																																																																		
MAIN SIZE	400mm	250mm	600mm																																																																		
	Water	Sanitary	Storm																																																																		
LENGTH																																																																					
MATERIAL																																																																					
SIZE																																																																					
COLOUR																																																																					
DEPTH @ ST. LINE																																																																					
DEPTH @ BLDG																																																																					
<p>PUBLIC</p>  <p> Curb Stop To: UP9 = 37.0m UP14 = 9.6m Corp Stop To: UP9 = 37.1m UP14 = 9.6m UP14 ● San End To: UP9 = 36.8m UP14 = 10.8m UP9 ● </p>		<p>PRIVATE</p> <p style="text-align: center; font-size: 2em;">84</p> <p style="text-align: center; font-size: 2em;">85</p> <p style="text-align: center; font-size: 2em;">86</p> <p style="text-align: right;">SEE BACK FOR ADDITIONAL NOTES →</p>																																																																			


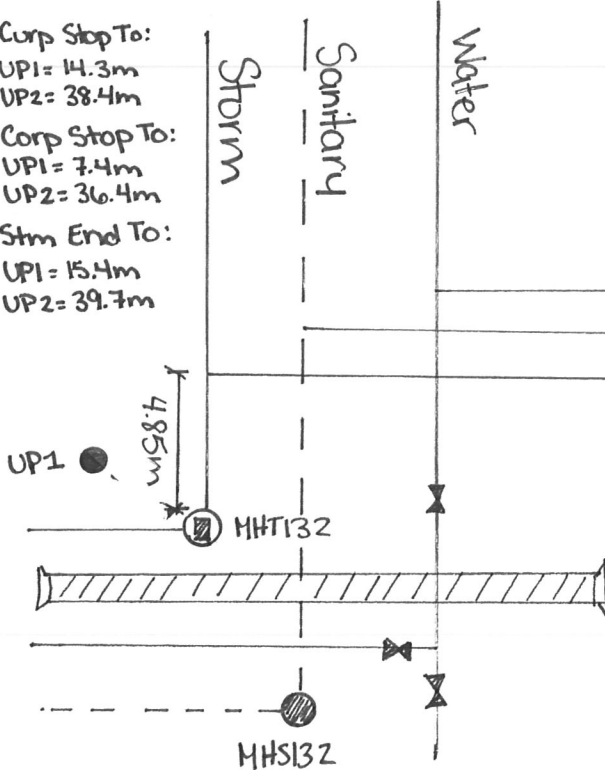
	HALIFAX WATER SERVICE LATERAL INFORMATION SHEET	Street <u>Maple Grove Avenue</u> Lot <u>86</u> Civic _____																																																																			
		SLID# _____																																																																			
<p>PUBLIC</p> <table border="1" style="width:100%; border-collapse: collapse;"> <thead> <tr> <th></th> <th>Water</th> <th>Sanitary</th> <th>Storm</th> </tr> </thead> <tbody> <tr> <td>LENGTH</td> <td>7.40m</td> <td>10.52m</td> <td>10.5m</td> </tr> <tr> <td>MATERIAL</td> <td>Polyethylene</td> <td>PVC DR28</td> <td>PVC DR35</td> </tr> <tr> <td>SIZE</td> <td>25mm</td> <td>125mm</td> <td>125mm</td> </tr> <tr> <td>COLOUR</td> <td>Blue</td> <td>White</td> <td>Green</td> </tr> <tr> <td>DEPTH @ MAIN</td> <td>2.0m</td> <td>3.1m</td> <td>3.5m</td> </tr> <tr> <td>DEPTH @ ST. LINE</td> <td>1.9m</td> <td>2.1m</td> <td>2.2m</td> </tr> <tr> <td>ELEV @ MAIN</td> <td>92.32</td> <td>91.23</td> <td>90.81</td> </tr> <tr> <td>ELEV @ ST. LINE</td> <td>92.70</td> <td>92.32</td> <td>92.30</td> </tr> <tr> <td>MAIN SIZE</td> <td>400mm</td> <td>250mm</td> <td>600mm</td> </tr> </tbody> </table> <p>Contractor <u>Dexter Construction</u> Inspected By <u>Trevor Carter - GENIVAR Inc.</u> Date <u>March 2011</u> Record Dwg. # <u>D09109-002 001</u></p> <p>Insulation Rock <input type="checkbox"/> Yes <input type="checkbox"/> No Clay Plug <input type="checkbox"/> Yes <input type="checkbox"/> No Trace Wire <input checked="" type="checkbox"/> Yes <input type="checkbox"/> No Anode <input type="checkbox"/> Yes <input checked="" type="checkbox"/> No</p>		Water	Sanitary	Storm	LENGTH	7.40m	10.52m	10.5m	MATERIAL	Polyethylene	PVC DR28	PVC DR35	SIZE	25mm	125mm	125mm	COLOUR	Blue	White	Green	DEPTH @ MAIN	2.0m	3.1m	3.5m	DEPTH @ ST. LINE	1.9m	2.1m	2.2m	ELEV @ MAIN	92.32	91.23	90.81	ELEV @ ST. LINE	92.70	92.32	92.30	MAIN SIZE	400mm	250mm	600mm	<p>PRIVATE</p> <table border="1" style="width:100%; border-collapse: collapse;"> <thead> <tr> <th></th> <th>Water</th> <th>Sanitary</th> <th>Storm</th> </tr> </thead> <tbody> <tr><td>LENGTH</td><td></td><td></td><td></td></tr> <tr><td>MATERIAL</td><td></td><td></td><td></td></tr> <tr><td>SIZE</td><td></td><td></td><td></td></tr> <tr><td>COLOUR</td><td></td><td></td><td></td></tr> <tr><td>DEPTH @ ST. LINE</td><td></td><td></td><td></td></tr> <tr><td>DEPTH @ BLDG</td><td></td><td></td><td></td></tr> </tbody> </table> <p>Contractor _____ Inspected By _____ Date _____</p> <p>Sanitary Type: Pressurized <input type="checkbox"/> Gravity <input type="checkbox"/> Private Lift Station Info: Lift: <input type="checkbox"/> Distance <input type="checkbox"/></p> <p>Insulation Rock <input type="checkbox"/> Yes <input type="checkbox"/> No Clay Plug <input type="checkbox"/> Yes <input type="checkbox"/> No Foundation Drain Connected <input type="checkbox"/> Yes <input type="checkbox"/> No Rain Leaders Connected <input type="checkbox"/> Yes <input type="checkbox"/> No Trace Wire <input type="checkbox"/> Yes <input type="checkbox"/> No Sound Check <input type="checkbox"/> Yes <input type="checkbox"/> No</p>		Water	Sanitary	Storm	LENGTH				MATERIAL				SIZE				COLOUR				DEPTH @ ST. LINE				DEPTH @ BLDG			
	Water	Sanitary	Storm																																																																		
LENGTH	7.40m	10.52m	10.5m																																																																		
MATERIAL	Polyethylene	PVC DR28	PVC DR35																																																																		
SIZE	25mm	125mm	125mm																																																																		
COLOUR	Blue	White	Green																																																																		
DEPTH @ MAIN	2.0m	3.1m	3.5m																																																																		
DEPTH @ ST. LINE	1.9m	2.1m	2.2m																																																																		
ELEV @ MAIN	92.32	91.23	90.81																																																																		
ELEV @ ST. LINE	92.70	92.32	92.30																																																																		
MAIN SIZE	400mm	250mm	600mm																																																																		
	Water	Sanitary	Storm																																																																		
LENGTH																																																																					
MATERIAL																																																																					
SIZE																																																																					
COLOUR																																																																					
DEPTH @ ST. LINE																																																																					
DEPTH @ BLDG																																																																					
<p>PUBLIC</p> <p>MHT112 Curb Stop To: UP9 = 21.1m UP14 = 25.2m Corp Stop To: UP9 = 21.5m UP14 = 24.9m Stm End To: UP9 = 21.1m UP14 = 25.8m</p> 		<p>PRIVATE</p> <p>84 85 86 87</p> <p>SEE BACK FOR ADDITIONAL NOTES →</p>																																																																			


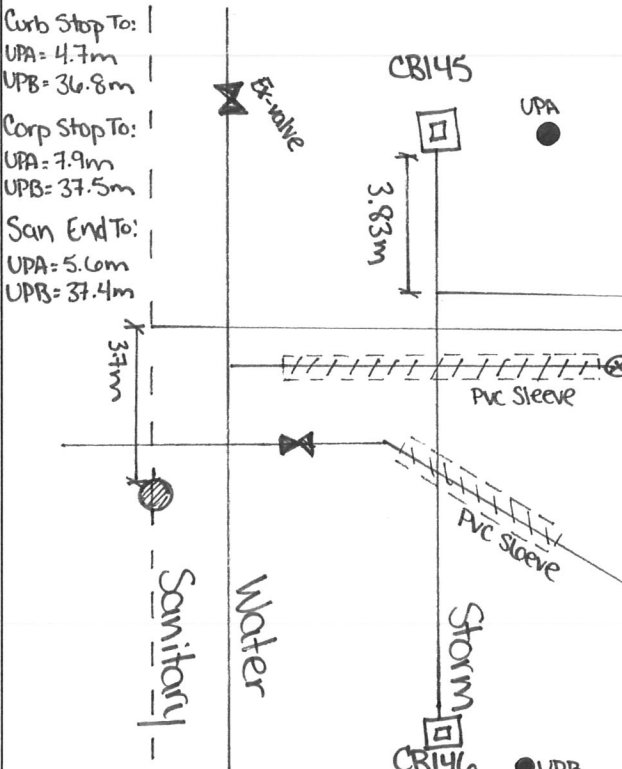
	HALIFAX WATER SERVICE LATERAL INFORMATION SHEET	Street <u>Maple Grove Avenue</u> Lot <u>87</u> Civic _____																																																																			
		SLID# _____																																																																			
<p>PUBLIC</p> <table border="1" style="width:100%; border-collapse: collapse;"> <thead> <tr> <th></th> <th>Water</th> <th>Sanitary</th> <th>Storm</th> </tr> </thead> <tbody> <tr> <td>LENGTH</td> <td>7.0m</td> <td>10.26m</td> <td>11.76m</td> </tr> <tr> <td>MATERIAL</td> <td>Polyethylene</td> <td>PVC DR28</td> <td>PVC DR35</td> </tr> <tr> <td>SIZE</td> <td>25mm</td> <td>125mm</td> <td>125mm</td> </tr> <tr> <td>COLOUR</td> <td>Blue</td> <td>White</td> <td>Green</td> </tr> <tr> <td>DEPTH @ MAIN</td> <td>1.8m</td> <td>3.0m</td> <td>4.5m</td> </tr> <tr> <td>DEPTH @ ST. LINE</td> <td>1.7m</td> <td>2.6m</td> <td>2.9m</td> </tr> <tr> <td>ELEV @ MAIN</td> <td>91.06</td> <td>89.86</td> <td>88.43</td> </tr> <tr> <td>ELEV @ ST. LINE</td> <td>91.29</td> <td>90.46</td> <td>90.23</td> </tr> <tr> <td>MAIN SIZE</td> <td>400mm</td> <td>250mm</td> <td>600mm</td> </tr> </tbody> </table> <p>Contractor <u>Dexter Construction</u> Inspected By <u>Trevor Carter - GENIVAR Inc.</u> Date <u>March 2011</u> Record Dwg. # <u>D09109-002 601</u></p> <p>Insulation Rock <input checked="" type="checkbox"/> Yes <input type="checkbox"/> No Clay Plug <input type="checkbox"/> Yes <input type="checkbox"/> No Trace Wire <input checked="" type="checkbox"/> Yes <input type="checkbox"/> No Anode <input type="checkbox"/> Yes <input checked="" type="checkbox"/> No</p>		Water	Sanitary	Storm	LENGTH	7.0m	10.26m	11.76m	MATERIAL	Polyethylene	PVC DR28	PVC DR35	SIZE	25mm	125mm	125mm	COLOUR	Blue	White	Green	DEPTH @ MAIN	1.8m	3.0m	4.5m	DEPTH @ ST. LINE	1.7m	2.6m	2.9m	ELEV @ MAIN	91.06	89.86	88.43	ELEV @ ST. LINE	91.29	90.46	90.23	MAIN SIZE	400mm	250mm	600mm	<p>PRIVATE</p> <table border="1" style="width:100%; border-collapse: collapse;"> <thead> <tr> <th></th> <th>Water</th> <th>Sanitary</th> <th>Storm</th> </tr> </thead> <tbody> <tr><td>LENGTH</td><td></td><td></td><td></td></tr> <tr><td>MATERIAL</td><td></td><td></td><td></td></tr> <tr><td>SIZE</td><td></td><td></td><td></td></tr> <tr><td>COLOUR</td><td></td><td></td><td></td></tr> <tr><td>DEPTH @ ST. LINE</td><td></td><td></td><td></td></tr> <tr><td>DEPTH @ BLDG</td><td></td><td></td><td></td></tr> </tbody> </table> <p>Contractor _____ Inspected By _____ Date _____</p> <p>Sanitary Type: Pressurized <input type="checkbox"/> Gravity <input type="checkbox"/> Private Lift Station Info: Lift: <input type="checkbox"/> Distance <input type="checkbox"/></p> <p>Insulation Rock <input type="checkbox"/> Yes <input type="checkbox"/> No Clay Plug <input type="checkbox"/> Yes <input type="checkbox"/> No Foundation Drain Connected <input type="checkbox"/> Yes <input type="checkbox"/> No Rain Leaders Connected <input type="checkbox"/> Yes <input type="checkbox"/> No Trace Wire <input type="checkbox"/> Yes <input type="checkbox"/> No Sound Check <input type="checkbox"/> Yes <input type="checkbox"/> No</p>		Water	Sanitary	Storm	LENGTH				MATERIAL				SIZE				COLOUR				DEPTH @ ST. LINE				DEPTH @ BLDG			
	Water	Sanitary	Storm																																																																		
LENGTH	7.0m	10.26m	11.76m																																																																		
MATERIAL	Polyethylene	PVC DR28	PVC DR35																																																																		
SIZE	25mm	125mm	125mm																																																																		
COLOUR	Blue	White	Green																																																																		
DEPTH @ MAIN	1.8m	3.0m	4.5m																																																																		
DEPTH @ ST. LINE	1.7m	2.6m	2.9m																																																																		
ELEV @ MAIN	91.06	89.86	88.43																																																																		
ELEV @ ST. LINE	91.29	90.46	90.23																																																																		
MAIN SIZE	400mm	250mm	600mm																																																																		
	Water	Sanitary	Storm																																																																		
LENGTH																																																																					
MATERIAL																																																																					
SIZE																																																																					
COLOUR																																																																					
DEPTH @ ST. LINE																																																																					
DEPTH @ BLDG																																																																					
<p> Curb Stop To: UP9 = 7.5m UP14 = 39.2m Corp Stop To: UP9 = 8.8m UP14 = 37.8m Stm End To: UP9 = 8.3m UP14 = 39.8m </p> 		<p>PRIVATE</p> <p>84</p> <p>85</p> <p>86</p> <p>87</p> <p>88</p> <p>SEE BACK FOR ADDITIONAL NOTES →</p>																																																																			

	HALIFAX WATER SERVICE LATERAL INFORMATION SHEET	Street <u>Maple Grove Avenue</u> Lot <u>88</u> Civic _____																																																																				
<p style="text-align: center;">PUBLIC</p> <table border="1" style="width:100%; border-collapse: collapse;"> <thead> <tr> <th></th> <th>Water</th> <th>Sanitary</th> <th>Storm</th> </tr> </thead> <tbody> <tr> <td>LENGTH</td> <td>5.78m</td> <td>9.02m</td> <td>10.82m</td> </tr> <tr> <td>MATERIAL</td> <td>Polyethylene</td> <td>PVC DR28</td> <td>PVC DR35</td> </tr> <tr> <td>SIZE</td> <td>25mm</td> <td>125mm</td> <td>125mm</td> </tr> <tr> <td>COLOUR</td> <td>Blue</td> <td>White</td> <td>Green</td> </tr> <tr> <td>DEPTH @ MAIN</td> <td>1.9m</td> <td>3.2m</td> <td>3.5m</td> </tr> <tr> <td>DEPTH @ ST. LINE</td> <td>1.6m</td> <td>2.4m</td> <td>2.4m</td> </tr> <tr> <td>ELEV @ MAIN</td> <td>89.58</td> <td>88.32</td> <td>87.96</td> </tr> <tr> <td>ELEV @ ST. LINE</td> <td>89.90</td> <td>89.37</td> <td>89.37</td> </tr> <tr> <td>MAIN SIZE</td> <td>400mm</td> <td>250mm</td> <td>600mm</td> </tr> </tbody> </table> <p>Contractor <u>Dexter Construction</u> Inspected By <u>Trevor Carter - GENIVAR Inc.</u> Date <u>March 2011</u> Record Dwg. # <u>D09109 - 002 001</u></p> <p> Insulation <input checked="" type="checkbox"/> Yes <input type="checkbox"/> No Rock <input type="checkbox"/> Yes <input type="checkbox"/> No Clay Plug <input type="checkbox"/> Yes <input type="checkbox"/> No Trace Wire <input checked="" type="checkbox"/> Yes <input type="checkbox"/> No Anode <input type="checkbox"/> Yes <input checked="" type="checkbox"/> No </p>			Water	Sanitary	Storm	LENGTH	5.78m	9.02m	10.82m	MATERIAL	Polyethylene	PVC DR28	PVC DR35	SIZE	25mm	125mm	125mm	COLOUR	Blue	White	Green	DEPTH @ MAIN	1.9m	3.2m	3.5m	DEPTH @ ST. LINE	1.6m	2.4m	2.4m	ELEV @ MAIN	89.58	88.32	87.96	ELEV @ ST. LINE	89.90	89.37	89.37	MAIN SIZE	400mm	250mm	600mm	<p style="text-align: center;">PRIVATE</p> <table border="1" style="width:100%; border-collapse: collapse;"> <thead> <tr> <th></th> <th>Water</th> <th>Sanitary</th> <th>Storm</th> </tr> </thead> <tbody> <tr><td>LENGTH</td><td></td><td></td><td></td></tr> <tr><td>MATERIAL</td><td></td><td></td><td></td></tr> <tr><td>SIZE</td><td></td><td></td><td></td></tr> <tr><td>COLOUR</td><td></td><td></td><td></td></tr> <tr><td>DEPTH @ ST. LINE</td><td></td><td></td><td></td></tr> <tr><td>DEPTH @ BLDG</td><td></td><td></td><td></td></tr> </tbody> </table> <p> Contractor _____ Inspected By _____ Date _____ </p> <p> Sanitary Type: Pressurized <input type="checkbox"/> Gravity <input type="checkbox"/> Private Lift: Lift: <input type="checkbox"/> Distance <input type="checkbox"/> Station Info. </p> <p> Insulation: <input type="checkbox"/> Yes <input type="checkbox"/> No Rock: <input type="checkbox"/> Yes <input type="checkbox"/> No Clay Plug: <input type="checkbox"/> Yes <input type="checkbox"/> No Foundation Drain Connected: <input type="checkbox"/> Yes <input type="checkbox"/> No Rain Leaders Connected: <input type="checkbox"/> Yes <input type="checkbox"/> No Trace Wire: <input type="checkbox"/> Yes <input type="checkbox"/> No Sound Check: <input type="checkbox"/> Yes <input type="checkbox"/> No </p>		Water	Sanitary	Storm	LENGTH				MATERIAL				SIZE				COLOUR				DEPTH @ ST. LINE				DEPTH @ BLDG			
	Water	Sanitary	Storm																																																																			
LENGTH	5.78m	9.02m	10.82m																																																																			
MATERIAL	Polyethylene	PVC DR28	PVC DR35																																																																			
SIZE	25mm	125mm	125mm																																																																			
COLOUR	Blue	White	Green																																																																			
DEPTH @ MAIN	1.9m	3.2m	3.5m																																																																			
DEPTH @ ST. LINE	1.6m	2.4m	2.4m																																																																			
ELEV @ MAIN	89.58	88.32	87.96																																																																			
ELEV @ ST. LINE	89.90	89.37	89.37																																																																			
MAIN SIZE	400mm	250mm	600mm																																																																			
	Water	Sanitary	Storm																																																																			
LENGTH																																																																						
MATERIAL																																																																						
SIZE																																																																						
COLOUR																																																																						
DEPTH @ ST. LINE																																																																						
DEPTH @ BLDG																																																																						
<p style="text-align: center;">PUBLIC</p>  <p> Curb Stop To: UP8 = 29.2m UP9 = 11.8m Corp Stop To: UP8 = 28.6m UP9 = 10.8m San End To: UP8 = 29.6m UP9 = 12.7m </p> <p> Storm Sanitary Water </p>		<p style="text-align: center;">PRIVATE</p> <p style="text-align: center; font-size: 2em;">86</p> <hr/> <p style="text-align: center; font-size: 2em;">87</p> <hr/> <p style="text-align: center; font-size: 2em;">88</p> <hr/> <p style="text-align: center; font-size: 2em;">89</p> <p style="text-align: right;">SEE BACK FOR ADDITIONAL NOTES →</p>																																																																				

	HALIFAX WATER SERVICE LATERAL INFORMATION SHEET	Street <u>Maple Grove Avenue</u> Lot <u>106</u> Civic _____	SLID# _____																																																																		
<p>PUBLIC</p> <table border="1" style="width:100%; border-collapse: collapse;"> <thead> <tr> <th></th> <th>Water</th> <th>Sanitary</th> <th>Storm</th> </tr> </thead> <tbody> <tr> <td>LENGTH</td> <td>7.31m</td> <td>10.42m</td> <td>12.52</td> </tr> <tr> <td>MATERIAL</td> <td>Polyethylene</td> <td>PVC DR28</td> <td>PVC DR35</td> </tr> <tr> <td>SIZE</td> <td>25mm</td> <td>125mm</td> <td>125mm</td> </tr> <tr> <td>COLOUR</td> <td>Blue</td> <td>White</td> <td>Green</td> </tr> <tr> <td>DEPTH @ MAIN</td> <td>2.0 m</td> <td>3.2m</td> <td>3.4m</td> </tr> <tr> <td>DEPTH @ ST. LINE</td> <td>1.8 m</td> <td>2.9m</td> <td>2.9m</td> </tr> <tr> <td>ELEV @ MAIN</td> <td>88.24</td> <td>87.02</td> <td>86.82</td> </tr> <tr> <td>ELEV @ ST. LINE</td> <td>88.63</td> <td>87.65</td> <td>87.63</td> </tr> <tr> <td>MAIN SIZE</td> <td>400mm</td> <td>300mm</td> <td>900mm</td> </tr> </tbody> </table> <p>Contractor <u>Dexter Construction</u> Inspected By <u>Trevor Carter - GENIVAR Inc.</u> Date <u>March 2011</u> Record Dwg. # <u>D09109 - 002 001</u></p> <p>Insulation Rock <input checked="" type="checkbox"/> Yes <input type="checkbox"/> No Clay Plug <input type="checkbox"/> Yes <input type="checkbox"/> No Trace Wire <input checked="" type="checkbox"/> Yes <input type="checkbox"/> No Anode <input type="checkbox"/> Yes <input checked="" type="checkbox"/> No</p>		Water	Sanitary	Storm	LENGTH	7.31m	10.42m	12.52	MATERIAL	Polyethylene	PVC DR28	PVC DR35	SIZE	25mm	125mm	125mm	COLOUR	Blue	White	Green	DEPTH @ MAIN	2.0 m	3.2m	3.4m	DEPTH @ ST. LINE	1.8 m	2.9m	2.9m	ELEV @ MAIN	88.24	87.02	86.82	ELEV @ ST. LINE	88.63	87.65	87.63	MAIN SIZE	400mm	300mm	900mm	<p>PRIVATE</p> <table border="1" style="width:100%; border-collapse: collapse;"> <thead> <tr> <th></th> <th>Water</th> <th>Sanitary</th> <th>Storm</th> </tr> </thead> <tbody> <tr> <td>LENGTH</td> <td></td> <td></td> <td></td> </tr> <tr> <td>MATERIAL</td> <td></td> <td></td> <td></td> </tr> <tr> <td>SIZE</td> <td></td> <td></td> <td></td> </tr> <tr> <td>COLOUR</td> <td></td> <td></td> <td></td> </tr> <tr> <td>DEPTH @ ST. LINE</td> <td></td> <td></td> <td></td> </tr> <tr> <td>DEPTH @ BLDG</td> <td></td> <td></td> <td></td> </tr> </tbody> </table> <p>Contractor _____ Inspected By _____ Date _____</p> <p>Sanitary Type: Pressurized <input type="checkbox"/> Gravity <input type="checkbox"/> Private Lift Station Info: Lift <input type="checkbox"/> Distance <input type="checkbox"/></p> <p>Insulation Rock <input type="checkbox"/> Yes <input type="checkbox"/> No Clay Plug <input type="checkbox"/> Yes <input type="checkbox"/> No Foundation Drain Connected <input type="checkbox"/> Yes <input type="checkbox"/> No Rain Leaders Connected <input type="checkbox"/> Yes <input type="checkbox"/> No Trace Wire <input type="checkbox"/> Yes <input type="checkbox"/> No Sound Check <input type="checkbox"/> Yes <input type="checkbox"/> No</p>		Water	Sanitary	Storm	LENGTH				MATERIAL				SIZE				COLOUR				DEPTH @ ST. LINE				DEPTH @ BLDG			
	Water	Sanitary	Storm																																																																		
LENGTH	7.31m	10.42m	12.52																																																																		
MATERIAL	Polyethylene	PVC DR28	PVC DR35																																																																		
SIZE	25mm	125mm	125mm																																																																		
COLOUR	Blue	White	Green																																																																		
DEPTH @ MAIN	2.0 m	3.2m	3.4m																																																																		
DEPTH @ ST. LINE	1.8 m	2.9m	2.9m																																																																		
ELEV @ MAIN	88.24	87.02	86.82																																																																		
ELEV @ ST. LINE	88.63	87.65	87.63																																																																		
MAIN SIZE	400mm	300mm	900mm																																																																		
	Water	Sanitary	Storm																																																																		
LENGTH																																																																					
MATERIAL																																																																					
SIZE																																																																					
COLOUR																																																																					
DEPTH @ ST. LINE																																																																					
DEPTH @ BLDG																																																																					
<p>PUBLIC</p>  <p>● UP3 Curb Stop To: UP2 = 14.2m UP3 = 30.6m Corp Stop To: UP2 = 7.0m UP3 = 30.0m</p> <p>MHT131</p> <p>5.43m</p> <p>MHS131</p> <p>● UP2 San End To: UP2 = 15.8m UP3 = 31.2m</p>	<p>PRIVATE</p> <p style="text-align: center; font-size: 2em;">106</p> <p style="text-align: center; font-size: 2em;">107</p> <p style="text-align: right;">SEE BACK FOR ADDITIONAL NOTES →</p>																																																																				

	HALIFAX WATER SERVICE LATERAL INFORMATION SHEET	Street <u>Maple Grove Avenue</u> Lot <u>107</u> Civic _____																																																																			
		SLID# _____																																																																			
<p>PUBLIC</p> <table border="1" style="width:100%; border-collapse: collapse;"> <thead> <tr> <th></th> <th>Water</th> <th>Sanitary</th> <th>Storm</th> </tr> </thead> <tbody> <tr> <td>LENGTH</td> <td>5.67m</td> <td>9.0m</td> <td>10.82m</td> </tr> <tr> <td>MATERIAL</td> <td>Polyethylene</td> <td>PVC DR28</td> <td>PVC DR35</td> </tr> <tr> <td>SIZE</td> <td>25mm</td> <td>125mm</td> <td>125mm</td> </tr> <tr> <td>COLOUR</td> <td>Blue</td> <td>White</td> <td>Green</td> </tr> <tr> <td>DEPTH @ MAIN</td> <td>1.9m</td> <td>3.2m</td> <td>3.4m</td> </tr> <tr> <td>DEPTH @ ST. LINE</td> <td>1.8m</td> <td>2.7m</td> <td>2.7m</td> </tr> <tr> <td>ELEV @ MAIN</td> <td>88.18</td> <td>86.96</td> <td>86.70</td> </tr> <tr> <td>ELEV @ ST. LINE</td> <td>88.49</td> <td>87.62</td> <td>87.61</td> </tr> <tr> <td>MAIN SIZE</td> <td>400mm</td> <td>300mm</td> <td>900mm</td> </tr> </tbody> </table> <p>Contractor <u>Dexter Construction</u> Inspected By <u>Trevor Carter - GENIVAR Inc.</u> Date <u>March 2011</u> Record Dwg. # <u>D09109-002-001</u></p> <p>Insulation Rock <input checked="" type="checkbox"/> Yes <input type="checkbox"/> No Clay Plug <input type="checkbox"/> Yes <input type="checkbox"/> No Trace Wire <input checked="" type="checkbox"/> Yes <input type="checkbox"/> No Anode <input type="checkbox"/> Yes <input checked="" type="checkbox"/> No</p>		Water	Sanitary	Storm	LENGTH	5.67m	9.0m	10.82m	MATERIAL	Polyethylene	PVC DR28	PVC DR35	SIZE	25mm	125mm	125mm	COLOUR	Blue	White	Green	DEPTH @ MAIN	1.9m	3.2m	3.4m	DEPTH @ ST. LINE	1.8m	2.7m	2.7m	ELEV @ MAIN	88.18	86.96	86.70	ELEV @ ST. LINE	88.49	87.62	87.61	MAIN SIZE	400mm	300mm	900mm	<p>PRIVATE</p> <table border="1" style="width:100%; border-collapse: collapse;"> <thead> <tr> <th></th> <th>Water</th> <th>Sanitary</th> <th>Storm</th> </tr> </thead> <tbody> <tr><td>LENGTH</td><td></td><td></td><td></td></tr> <tr><td>MATERIAL</td><td></td><td></td><td></td></tr> <tr><td>SIZE</td><td></td><td></td><td></td></tr> <tr><td>COLOUR</td><td></td><td></td><td></td></tr> <tr><td>DEPTH @ ST. LINE</td><td></td><td></td><td></td></tr> <tr><td>DEPTH @ BLDG</td><td></td><td></td><td></td></tr> </tbody> </table> <p>Contractor _____ Inspected By _____ Date _____</p> <p>Sanitary Type: Pressurized <input type="checkbox"/> Gravity <input type="checkbox"/> Private Lift Station Info: Lift: <input type="checkbox"/> Distance <input type="checkbox"/></p> <p>Insulation Rock <input type="checkbox"/> Yes <input type="checkbox"/> No Clay Plug <input type="checkbox"/> Yes <input type="checkbox"/> No Foundation Drain Connected <input type="checkbox"/> Yes <input type="checkbox"/> No Rain Leaders Connected <input type="checkbox"/> Yes <input type="checkbox"/> No Trace Wire <input type="checkbox"/> Yes <input type="checkbox"/> No Sound Check <input type="checkbox"/> Yes <input type="checkbox"/> No</p>		Water	Sanitary	Storm	LENGTH				MATERIAL				SIZE				COLOUR				DEPTH @ ST. LINE				DEPTH @ BLDG			
	Water	Sanitary	Storm																																																																		
LENGTH	5.67m	9.0m	10.82m																																																																		
MATERIAL	Polyethylene	PVC DR28	PVC DR35																																																																		
SIZE	25mm	125mm	125mm																																																																		
COLOUR	Blue	White	Green																																																																		
DEPTH @ MAIN	1.9m	3.2m	3.4m																																																																		
DEPTH @ ST. LINE	1.8m	2.7m	2.7m																																																																		
ELEV @ MAIN	88.18	86.96	86.70																																																																		
ELEV @ ST. LINE	88.49	87.62	87.61																																																																		
MAIN SIZE	400mm	300mm	900mm																																																																		
	Water	Sanitary	Storm																																																																		
LENGTH																																																																					
MATERIAL																																																																					
SIZE																																																																					
COLOUR																																																																					
DEPTH @ ST. LINE																																																																					
DEPTH @ BLDG																																																																					
<p>UP2 ●</p> <p>Curb Stop To: UP1 = 25.7m UP2 = 21.3m</p> <p>Corp Stop To: UP1 = 23.6m UP2 = 18.6m</p> <p>San End To: UP1 = 26.3m UP2 = 22.6m</p> <p>UP1 ●</p> <p>MHT131 (●)</p> <p>MHT132 (●)</p> <p>Storm</p> <p>Sanitary</p> <p>Water</p> <p>MHT131 PUBLIC MHT131</p> <p>22.53m</p>	<p style="text-align: center;">PRIVATE</p> <p style="text-align: center; font-size: 2em;">106</p> <hr/> <p style="text-align: center; font-size: 2em;">107</p> <hr/> <p style="text-align: center; font-size: 2em;">108</p> <p style="text-align: right;">SEE BACK FOR ADDITIONAL NOTES →</p>																																																																				

	HALIFAX WATER SERVICE LATERAL INFORMATION SHEET	Street <u>Maple Grove Avenue</u> Lot <u>108</u> Civic _____																																																																																																							
		SLID# _____																																																																																																							
<table border="1" style="width:100%; border-collapse: collapse;"> <thead> <tr> <th></th> <th>Water</th> <th>Sanitary</th> <th>Storm</th> </tr> </thead> <tbody> <tr> <td>LENGTH</td> <td>7.3m</td> <td>10.43m</td> <td>12.53m</td> </tr> <tr> <td>MATERIAL</td> <td>Polyethylene</td> <td>PVC DR28</td> <td>PVC DR35</td> </tr> <tr> <td>SIZE</td> <td>25mm</td> <td>125mm</td> <td>125mm</td> </tr> <tr> <td>COLOUR</td> <td>Blue</td> <td>White</td> <td>Green</td> </tr> <tr> <td>DEPTH @ MAIN</td> <td>2.0m</td> <td>3.2m</td> <td>3.4m</td> </tr> <tr> <td>DEPTH @ ST. LINE</td> <td>1.8m</td> <td>3.2m</td> <td>3.2m</td> </tr> <tr> <td>ELEV @ MAIN</td> <td>88.08</td> <td>86.85</td> <td>86.61</td> </tr> <tr> <td>ELEV @ ST. LINE</td> <td>88.45</td> <td>87.33</td> <td>87.32</td> </tr> <tr> <td>MAIN SIZE</td> <td>400mm</td> <td>300mm</td> <td>900mm</td> </tr> </tbody> </table> <p>Contractor <u>Dexter Construction</u> Inspected By <u>Trevor Carter - GENIVAR Inc.</u> Date <u>March 2011</u> Record Dwg. # <u>D0910A-002 001</u></p> <table style="width:100%;"> <tr> <td>Insulation</td> <td><input checked="" type="checkbox"/> Yes</td> <td><input type="checkbox"/> No</td> </tr> <tr> <td>Rock</td> <td><input type="checkbox"/> Yes</td> <td><input type="checkbox"/> No</td> </tr> <tr> <td>Clay Plug</td> <td><input type="checkbox"/> Yes</td> <td><input type="checkbox"/> No</td> </tr> <tr> <td>Trace Wire</td> <td><input checked="" type="checkbox"/> Yes</td> <td><input type="checkbox"/> No</td> </tr> <tr> <td>Anode</td> <td><input type="checkbox"/> Yes</td> <td><input checked="" type="checkbox"/> No</td> </tr> </table>		Water	Sanitary	Storm	LENGTH	7.3m	10.43m	12.53m	MATERIAL	Polyethylene	PVC DR28	PVC DR35	SIZE	25mm	125mm	125mm	COLOUR	Blue	White	Green	DEPTH @ MAIN	2.0m	3.2m	3.4m	DEPTH @ ST. LINE	1.8m	3.2m	3.2m	ELEV @ MAIN	88.08	86.85	86.61	ELEV @ ST. LINE	88.45	87.33	87.32	MAIN SIZE	400mm	300mm	900mm	Insulation	<input checked="" type="checkbox"/> Yes	<input type="checkbox"/> No	Rock	<input type="checkbox"/> Yes	<input type="checkbox"/> No	Clay Plug	<input type="checkbox"/> Yes	<input type="checkbox"/> No	Trace Wire	<input checked="" type="checkbox"/> Yes	<input type="checkbox"/> No	Anode	<input type="checkbox"/> Yes	<input checked="" type="checkbox"/> No	<table border="1" style="width:100%; border-collapse: collapse;"> <thead> <tr> <th></th> <th>Water</th> <th>Sanitary</th> <th>Storm</th> </tr> </thead> <tbody> <tr> <td>LENGTH</td> <td></td> <td></td> <td></td> </tr> <tr> <td>MATERIAL</td> <td></td> <td></td> <td></td> </tr> <tr> <td>SIZE</td> <td></td> <td></td> <td></td> </tr> <tr> <td>COLOUR</td> <td></td> <td></td> <td></td> </tr> <tr> <td>DEPTH @ ST. LINE</td> <td></td> <td></td> <td></td> </tr> <tr> <td>DEPTH @ BLDG</td> <td></td> <td></td> <td></td> </tr> </tbody> </table> <p>Contractor _____ Inspected By _____ Date _____</p> <p>Sanitary Type: Pressurized <input type="checkbox"/> Gravity <input type="checkbox"/> Private Lift Station Info: Lift: <input type="checkbox"/> Distance <input type="checkbox"/></p> <table style="width:100%;"> <tr> <td>Insulation</td> <td><input type="checkbox"/> Yes</td> <td><input type="checkbox"/> No</td> </tr> <tr> <td>Rock</td> <td><input type="checkbox"/> Yes</td> <td><input type="checkbox"/> No</td> </tr> <tr> <td>Clay Plug</td> <td><input type="checkbox"/> Yes</td> <td><input type="checkbox"/> No</td> </tr> <tr> <td>Foundation Drain Connected</td> <td><input type="checkbox"/> Yes</td> <td><input type="checkbox"/> No</td> </tr> <tr> <td>Rain Leaders Connected</td> <td><input type="checkbox"/> Yes</td> <td><input type="checkbox"/> No</td> </tr> <tr> <td>Trace Wire</td> <td><input type="checkbox"/> Yes</td> <td><input type="checkbox"/> No</td> </tr> <tr> <td>Sound Check</td> <td><input type="checkbox"/> Yes</td> <td><input type="checkbox"/> No</td> </tr> </table>		Water	Sanitary	Storm	LENGTH				MATERIAL				SIZE				COLOUR				DEPTH @ ST. LINE				DEPTH @ BLDG				Insulation	<input type="checkbox"/> Yes	<input type="checkbox"/> No	Rock	<input type="checkbox"/> Yes	<input type="checkbox"/> No	Clay Plug	<input type="checkbox"/> Yes	<input type="checkbox"/> No	Foundation Drain Connected	<input type="checkbox"/> Yes	<input type="checkbox"/> No	Rain Leaders Connected	<input type="checkbox"/> Yes	<input type="checkbox"/> No	Trace Wire	<input type="checkbox"/> Yes	<input type="checkbox"/> No	Sound Check	<input type="checkbox"/> Yes	<input type="checkbox"/> No
	Water	Sanitary	Storm																																																																																																						
LENGTH	7.3m	10.43m	12.53m																																																																																																						
MATERIAL	Polyethylene	PVC DR28	PVC DR35																																																																																																						
SIZE	25mm	125mm	125mm																																																																																																						
COLOUR	Blue	White	Green																																																																																																						
DEPTH @ MAIN	2.0m	3.2m	3.4m																																																																																																						
DEPTH @ ST. LINE	1.8m	3.2m	3.2m																																																																																																						
ELEV @ MAIN	88.08	86.85	86.61																																																																																																						
ELEV @ ST. LINE	88.45	87.33	87.32																																																																																																						
MAIN SIZE	400mm	300mm	900mm																																																																																																						
Insulation	<input checked="" type="checkbox"/> Yes	<input type="checkbox"/> No																																																																																																							
Rock	<input type="checkbox"/> Yes	<input type="checkbox"/> No																																																																																																							
Clay Plug	<input type="checkbox"/> Yes	<input type="checkbox"/> No																																																																																																							
Trace Wire	<input checked="" type="checkbox"/> Yes	<input type="checkbox"/> No																																																																																																							
Anode	<input type="checkbox"/> Yes	<input checked="" type="checkbox"/> No																																																																																																							
	Water	Sanitary	Storm																																																																																																						
LENGTH																																																																																																									
MATERIAL																																																																																																									
SIZE																																																																																																									
COLOUR																																																																																																									
DEPTH @ ST. LINE																																																																																																									
DEPTH @ BLDG																																																																																																									
Insulation	<input type="checkbox"/> Yes	<input type="checkbox"/> No																																																																																																							
Rock	<input type="checkbox"/> Yes	<input type="checkbox"/> No																																																																																																							
Clay Plug	<input type="checkbox"/> Yes	<input type="checkbox"/> No																																																																																																							
Foundation Drain Connected	<input type="checkbox"/> Yes	<input type="checkbox"/> No																																																																																																							
Rain Leaders Connected	<input type="checkbox"/> Yes	<input type="checkbox"/> No																																																																																																							
Trace Wire	<input type="checkbox"/> Yes	<input type="checkbox"/> No																																																																																																							
Sound Check	<input type="checkbox"/> Yes	<input type="checkbox"/> No																																																																																																							
<p style="text-align: center;">● UP2 PUBLIC</p> <p>Corp Stop To: UP1 = 14.3m UP2 = 38.4m</p> <p>Corp Stop To: UP1 = 7.4m UP2 = 36.4m</p> <p>Stm End To: UP1 = 15.4m UP2 = 39.7m</p> 	<p style="text-align: center;">PRIVATE</p> <p style="text-align: center; font-size: 2em;">107</p> <hr/> <p style="text-align: center; font-size: 2em;">108</p> <p style="text-align: right;">SEE BACK FOR ADDITIONAL NOTES →</p>																																																																																																								

	HALIFAX WATER SERVICE LATERAL INFORMATION SHEET	Street <u>Maple Drive</u> Lot <u>110</u> Civic _____	SLID# _____																																																																		
<table border="1" style="width:100%; border-collapse: collapse;"> <thead> <tr> <th></th> <th>Water</th> <th>Sanitary</th> <th>Storm</th> </tr> </thead> <tbody> <tr> <td>LENGTH</td> <td>9.04m</td> <td>12.12m</td> <td>7.02m</td> </tr> <tr> <td>MATERIAL</td> <td>Copper</td> <td>PVC DR28</td> <td>PVC DR35</td> </tr> <tr> <td>SIZE</td> <td>25mm</td> <td>125mm</td> <td>125mm</td> </tr> <tr> <td>COLOUR</td> <td>Copper</td> <td>White</td> <td>Green</td> </tr> <tr> <td>DEPTH @ MAIN</td> <td>1.9m</td> <td>2.9m</td> <td>0.7m</td> </tr> <tr> <td>DEPTH @ ST. LINE</td> <td>1.8m</td> <td>2.7m</td> <td>1.1m</td> </tr> <tr> <td>ELEV @ MAIN</td> <td>110.60</td> <td>109.50</td> <td>111.87</td> </tr> <tr> <td>ELEV @ ST. LINE</td> <td>110.91</td> <td>110.40</td> <td>112.04</td> </tr> <tr> <td>MAIN SIZE</td> <td colspan="3" style="text-align: center;">Existing</td> </tr> </tbody> </table> <p>Contractor <u>Dexter Construction</u> Inspected By <u>Trevor Carter - GENIVAR Inc.</u> Date <u>June 2011</u> Record Dwg. # <u>D09109-009 003</u></p> <p> Insulation <input checked="" type="checkbox"/> Yes <input type="checkbox"/> No Rock <input type="checkbox"/> Yes <input type="checkbox"/> No Clay Plug <input type="checkbox"/> Yes <input type="checkbox"/> No Trace Wire <input type="checkbox"/> Yes <input type="checkbox"/> No Anode <input type="checkbox"/> Yes <input type="checkbox"/> No </p>		Water	Sanitary	Storm	LENGTH	9.04m	12.12m	7.02m	MATERIAL	Copper	PVC DR28	PVC DR35	SIZE	25mm	125mm	125mm	COLOUR	Copper	White	Green	DEPTH @ MAIN	1.9m	2.9m	0.7m	DEPTH @ ST. LINE	1.8m	2.7m	1.1m	ELEV @ MAIN	110.60	109.50	111.87	ELEV @ ST. LINE	110.91	110.40	112.04	MAIN SIZE	Existing			<table border="1" style="width:100%; border-collapse: collapse;"> <thead> <tr> <th></th> <th>Water</th> <th>Sanitary</th> <th>Storm</th> </tr> </thead> <tbody> <tr> <td>LENGTH</td> <td></td> <td></td> <td></td> </tr> <tr> <td>MATERIAL</td> <td></td> <td></td> <td></td> </tr> <tr> <td>SIZE</td> <td></td> <td></td> <td></td> </tr> <tr> <td>COLOUR</td> <td></td> <td></td> <td></td> </tr> <tr> <td>DEPTH @ ST. LINE</td> <td></td> <td></td> <td></td> </tr> <tr> <td>DEPTH @ BLDG</td> <td></td> <td></td> <td></td> </tr> </tbody> </table> <p>Contractor _____ Inspected By _____ Date _____</p> <p>Sanitary Type Pressurized <input type="checkbox"/> <input type="checkbox"/> Gravity Private Lift Lift: <input type="checkbox"/> <input type="checkbox"/> Distance Station Info.</p> <p> Insulation <input type="checkbox"/> Yes <input type="checkbox"/> No Rock <input type="checkbox"/> Yes <input type="checkbox"/> No Clay Plug <input type="checkbox"/> Yes <input type="checkbox"/> No Foundation Drain Connected <input type="checkbox"/> Yes <input type="checkbox"/> No Rain Leaders Connected <input type="checkbox"/> Yes <input type="checkbox"/> No Trace Wire <input type="checkbox"/> Yes <input type="checkbox"/> No Sound Check <input type="checkbox"/> Yes <input type="checkbox"/> No </p>		Water	Sanitary	Storm	LENGTH				MATERIAL				SIZE				COLOUR				DEPTH @ ST. LINE				DEPTH @ BLDG			
	Water	Sanitary	Storm																																																																		
LENGTH	9.04m	12.12m	7.02m																																																																		
MATERIAL	Copper	PVC DR28	PVC DR35																																																																		
SIZE	25mm	125mm	125mm																																																																		
COLOUR	Copper	White	Green																																																																		
DEPTH @ MAIN	1.9m	2.9m	0.7m																																																																		
DEPTH @ ST. LINE	1.8m	2.7m	1.1m																																																																		
ELEV @ MAIN	110.60	109.50	111.87																																																																		
ELEV @ ST. LINE	110.91	110.40	112.04																																																																		
MAIN SIZE	Existing																																																																				
	Water	Sanitary	Storm																																																																		
LENGTH																																																																					
MATERIAL																																																																					
SIZE																																																																					
COLOUR																																																																					
DEPTH @ ST. LINE																																																																					
DEPTH @ BLDG																																																																					
<p> PUBLIC Curb Stop To: UPA= 4.7m, UPB= 36.8m Corp Stop To: UPA= 7.9m, UPB= 37.5m San End To: UPA= 5.6m, UPB= 37.4m </p>  <p> Sanitary Water Storm PVC Sleeve PVC sleeve Water </p>	<p style="text-align: center;">PRIVATE</p> <p style="text-align: center; font-size: 2em;">110</p> <p style="text-align: center;">Water</p> <p style="text-align: right;">SEE BACK FOR ADDITIONAL NOTES →</p>																																																																				