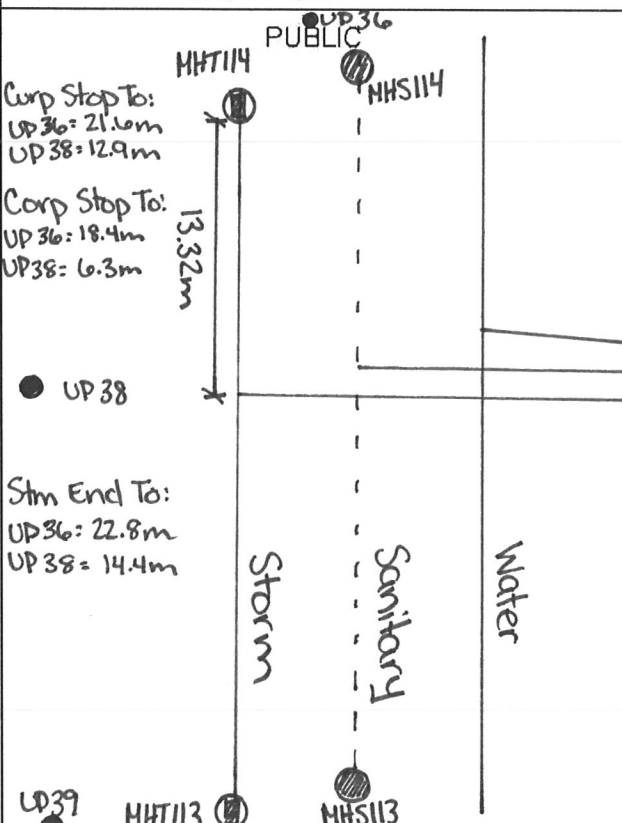



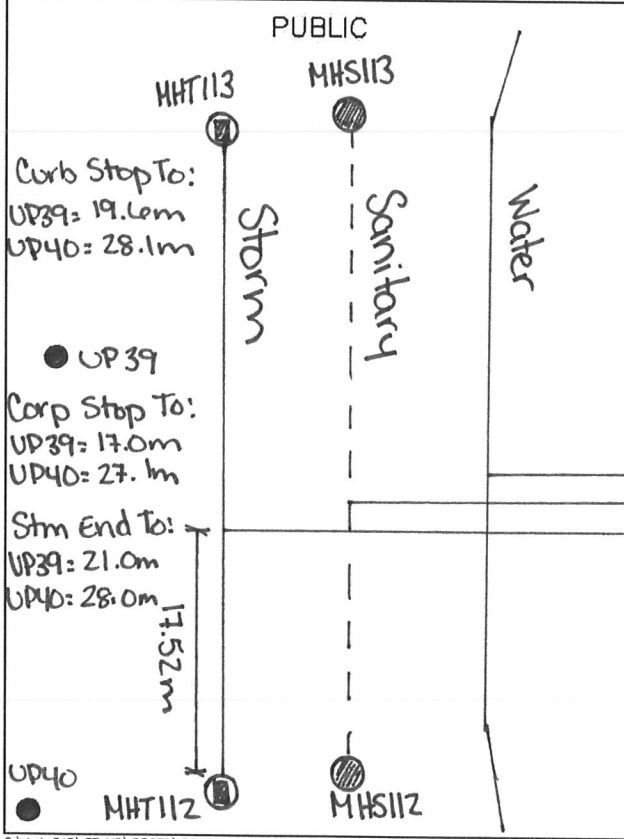
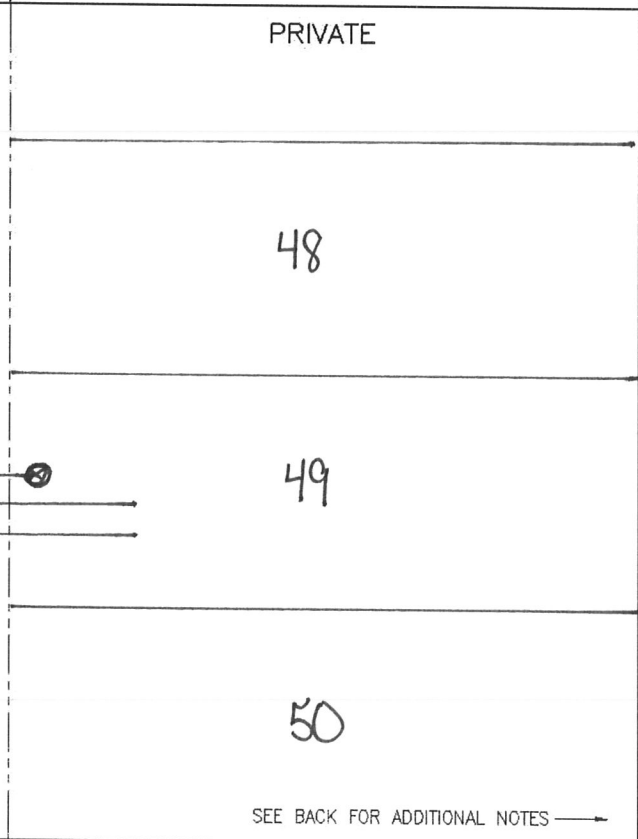

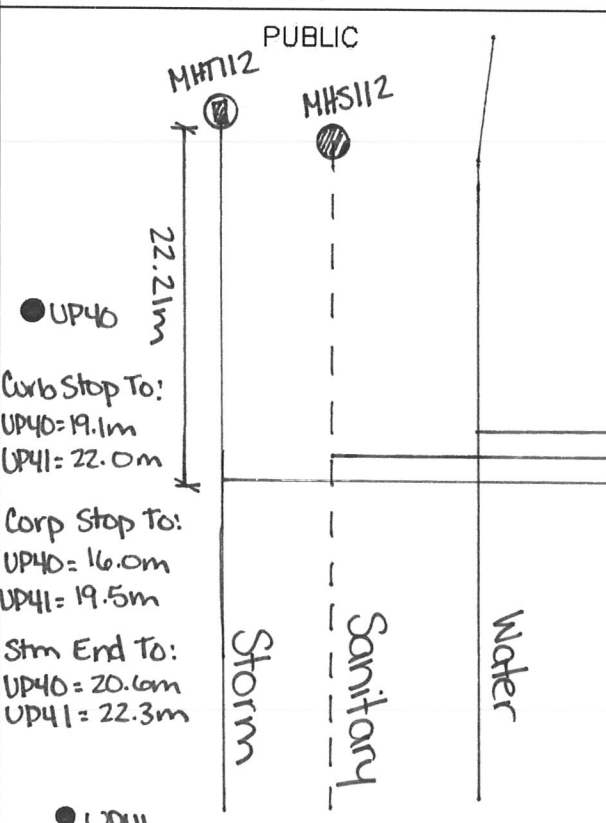
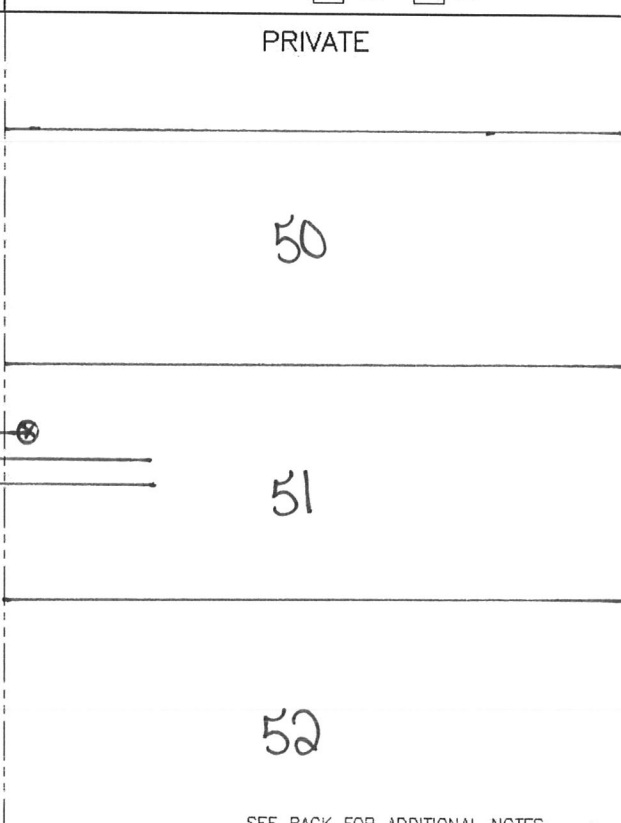
	HALIFAX WATER SERVICE LATERAL INFORMATION SHEET	Street <u>Sienna Court</u> Lot <u>46</u> Civic _____																																																																			
		SLID# _____																																																																			
<p>PUBLIC</p> <table border="1" style="width:100%; border-collapse: collapse;"> <thead> <tr> <th></th> <th>Water</th> <th>Sanitary</th> <th>Storm</th> </tr> </thead> <tbody> <tr> <td>LENGTH</td> <td>6.93m</td> <td>9.68m</td> <td>11.05m</td> </tr> <tr> <td>MATERIAL</td> <td>Polyethylene</td> <td>PVC DR28</td> <td>PVC DR35</td> </tr> <tr> <td>SIZE</td> <td>25mm</td> <td>125mm</td> <td>125mm</td> </tr> <tr> <td>COLOUR</td> <td>Blue</td> <td>White</td> <td>Green</td> </tr> <tr> <td>DEPTH @ MAIN</td> <td>1.7m</td> <td>3.3m</td> <td>3.2m</td> </tr> <tr> <td>DEPTH @ ST. LINE</td> <td>2.0m</td> <td>2.5m</td> <td>2.5m</td> </tr> <tr> <td>ELEV @ MAIN</td> <td>106.13</td> <td>104.55</td> <td>104.62</td> </tr> <tr> <td>ELEV @ ST. LINE</td> <td>106.81</td> <td>105.77</td> <td>105.78</td> </tr> <tr> <td>MAIN SIZE</td> <td>200mm</td> <td>200mm</td> <td>300mm</td> </tr> </tbody> </table> <p>Contractor <u>Dexter Construction</u> Inspected By <u>Trevor Carter - GENIVAR Inc.</u> Date <u>May 2011</u> Record Dwg. # <u>009109-007-001</u></p> <p> <input checked="" type="checkbox"/> Insulation Yes <input type="checkbox"/> No <input type="checkbox"/> Rock Yes <input type="checkbox"/> No <input type="checkbox"/> Clay Plug Yes <input type="checkbox"/> No <input checked="" type="checkbox"/> Trace Wire Yes <input type="checkbox"/> No <input type="checkbox"/> Anode Yes <input checked="" type="checkbox"/> No </p>		Water	Sanitary	Storm	LENGTH	6.93m	9.68m	11.05m	MATERIAL	Polyethylene	PVC DR28	PVC DR35	SIZE	25mm	125mm	125mm	COLOUR	Blue	White	Green	DEPTH @ MAIN	1.7m	3.3m	3.2m	DEPTH @ ST. LINE	2.0m	2.5m	2.5m	ELEV @ MAIN	106.13	104.55	104.62	ELEV @ ST. LINE	106.81	105.77	105.78	MAIN SIZE	200mm	200mm	300mm	<p>PRIVATE</p> <table border="1" style="width:100%; border-collapse: collapse;"> <thead> <tr> <th></th> <th>Water</th> <th>Sanitary</th> <th>Storm</th> </tr> </thead> <tbody> <tr><td>LENGTH</td><td></td><td></td><td></td></tr> <tr><td>MATERIAL</td><td></td><td></td><td></td></tr> <tr><td>SIZE</td><td></td><td></td><td></td></tr> <tr><td>COLOUR</td><td></td><td></td><td></td></tr> <tr><td>DEPTH @ ST. LINE</td><td></td><td></td><td></td></tr> <tr><td>DEPTH @ BLDG</td><td></td><td></td><td></td></tr> </tbody> </table> <p> Contractor _____ Inspected By _____ Date _____ </p> <p> Sanitary Type: Pressurized <input type="checkbox"/> Gravity <input type="checkbox"/> Private Lift Station Info: Lift: <input type="checkbox"/> Distance <input type="checkbox"/> </p> <p> Insulation: <input type="checkbox"/> Yes <input type="checkbox"/> No Rock: <input type="checkbox"/> Yes <input type="checkbox"/> No Clay Plug: <input type="checkbox"/> Yes <input type="checkbox"/> No Foundation Drain Connected: <input type="checkbox"/> Yes <input type="checkbox"/> No Rain Leaders Connected: <input type="checkbox"/> Yes <input type="checkbox"/> No Trace Wire: <input type="checkbox"/> Yes <input type="checkbox"/> No Sound Check: <input type="checkbox"/> Yes <input type="checkbox"/> No </p>		Water	Sanitary	Storm	LENGTH				MATERIAL				SIZE				COLOUR				DEPTH @ ST. LINE				DEPTH @ BLDG			
	Water	Sanitary	Storm																																																																		
LENGTH	6.93m	9.68m	11.05m																																																																		
MATERIAL	Polyethylene	PVC DR28	PVC DR35																																																																		
SIZE	25mm	125mm	125mm																																																																		
COLOUR	Blue	White	Green																																																																		
DEPTH @ MAIN	1.7m	3.3m	3.2m																																																																		
DEPTH @ ST. LINE	2.0m	2.5m	2.5m																																																																		
ELEV @ MAIN	106.13	104.55	104.62																																																																		
ELEV @ ST. LINE	106.81	105.77	105.78																																																																		
MAIN SIZE	200mm	200mm	300mm																																																																		
	Water	Sanitary	Storm																																																																		
LENGTH																																																																					
MATERIAL																																																																					
SIZE																																																																					
COLOUR																																																																					
DEPTH @ ST. LINE																																																																					
DEPTH @ BLDG																																																																					
<p>Diagram</p>  <p> Corp Stop To: UP36 = 21.6m UP38 = 12.9m Corp Stop To: UP36 = 18.4m UP38 = 6.3m 13.32m Storm Sanitary Water Storm End To: UP36 = 22.8m UP38 = 14.4m SEE BACK FOR ADDITIONAL NOTES → </p>	<p>PRIVATE</p> <p>46</p> <p>47</p> <p>48</p>																																																																				


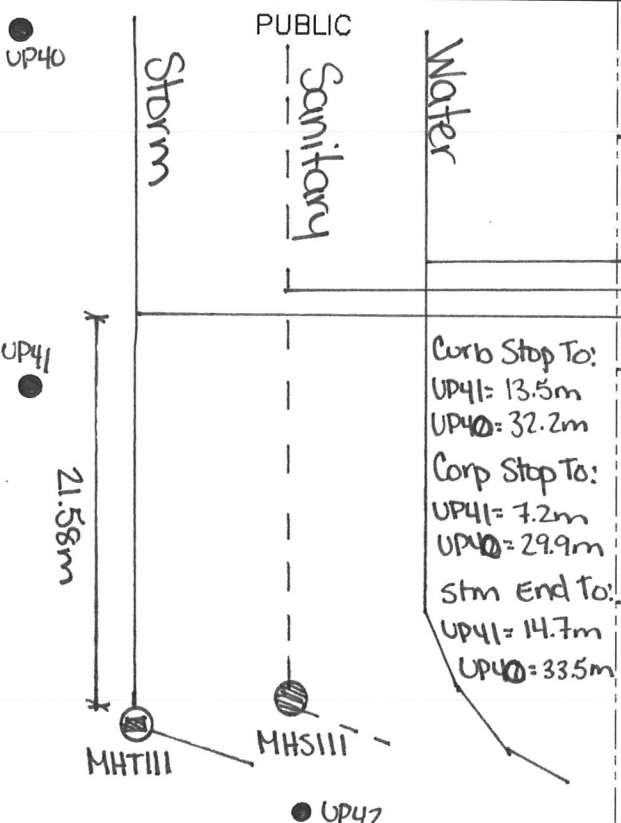
	HALIFAX WATER SERVICE LATERAL INFORMATION SHEET	Street <u>Sienna Court</u> Lot <u>47</u> Civic _____	SLID# _____																																																																																																						
<table border="1" style="width:100%; border-collapse: collapse;"> <thead> <tr> <th></th> <th>Water</th> <th>Sanitary</th> <th>Storm</th> </tr> </thead> <tbody> <tr> <td>LENGTH</td> <td>6.82m</td> <td>9.72m</td> <td>11.0m</td> </tr> <tr> <td>MATERIAL</td> <td>Polyethylene</td> <td>PVC DR28</td> <td>PVC DR35</td> </tr> <tr> <td>SIZE</td> <td>25mm</td> <td>125mm</td> <td>125mm</td> </tr> <tr> <td>COLOUR</td> <td>Blue</td> <td>White</td> <td>Green</td> </tr> <tr> <td>DEPTH @ MAIN</td> <td>1.8m</td> <td>3.1m</td> <td>3.1m</td> </tr> <tr> <td>DEPTH @ ST. LINE</td> <td>1.8m</td> <td>2.4m</td> <td>2.4m</td> </tr> <tr> <td>ELEV @ MAIN</td> <td>105.32</td> <td>104.02</td> <td>104.01</td> </tr> <tr> <td>ELEV @ ST. LINE</td> <td>105.66</td> <td>105.09</td> <td>105.09</td> </tr> <tr> <td>MAIN SIZE</td> <td>200mm</td> <td>200mm</td> <td>300mm</td> </tr> </tbody> </table> <p>Contractor <u>Dexter Construction</u> Inspected By <u>Trevor Carter - GENIVAR Inc.</u> Date <u>May 2011</u> Record Dwg. # <u>D09109-007 001</u></p> <table style="width:100%;"> <tr> <td>Insulation</td> <td><input checked="" type="checkbox"/> Yes</td> <td><input type="checkbox"/> No</td> </tr> <tr> <td>Rock</td> <td><input type="checkbox"/> Yes</td> <td><input type="checkbox"/> No</td> </tr> <tr> <td>Clay Plug</td> <td><input type="checkbox"/> Yes</td> <td><input type="checkbox"/> No</td> </tr> <tr> <td>Trace Wire</td> <td><input checked="" type="checkbox"/> Yes</td> <td><input type="checkbox"/> No</td> </tr> <tr> <td>Anode</td> <td><input type="checkbox"/> Yes</td> <td><input checked="" type="checkbox"/> No</td> </tr> </table>		Water	Sanitary	Storm	LENGTH	6.82m	9.72m	11.0m	MATERIAL	Polyethylene	PVC DR28	PVC DR35	SIZE	25mm	125mm	125mm	COLOUR	Blue	White	Green	DEPTH @ MAIN	1.8m	3.1m	3.1m	DEPTH @ ST. LINE	1.8m	2.4m	2.4m	ELEV @ MAIN	105.32	104.02	104.01	ELEV @ ST. LINE	105.66	105.09	105.09	MAIN SIZE	200mm	200mm	300mm	Insulation	<input checked="" type="checkbox"/> Yes	<input type="checkbox"/> No	Rock	<input type="checkbox"/> Yes	<input type="checkbox"/> No	Clay Plug	<input type="checkbox"/> Yes	<input type="checkbox"/> No	Trace Wire	<input checked="" type="checkbox"/> Yes	<input type="checkbox"/> No	Anode	<input type="checkbox"/> Yes	<input checked="" type="checkbox"/> No	<table border="1" style="width:100%; border-collapse: collapse;"> <thead> <tr> <th></th> <th>Water</th> <th>Sanitary</th> <th>Storm</th> </tr> </thead> <tbody> <tr><td>LENGTH</td><td></td><td></td><td></td></tr> <tr><td>MATERIAL</td><td></td><td></td><td></td></tr> <tr><td>SIZE</td><td></td><td></td><td></td></tr> <tr><td>COLOUR</td><td></td><td></td><td></td></tr> <tr><td>DEPTH @ ST. LINE</td><td></td><td></td><td></td></tr> <tr><td>DEPTH @ BLDG</td><td></td><td></td><td></td></tr> </tbody> </table> <p>Contractor _____ Inspected By _____ Date _____</p> <p>Sanitary Type: Pressurized <input type="checkbox"/> Gravity <input type="checkbox"/> Private Lift Station Info: Lift: <input type="checkbox"/> Distance <input type="checkbox"/></p> <table style="width:100%;"> <tr> <td>Insulation</td> <td><input type="checkbox"/> Yes</td> <td><input type="checkbox"/> No</td> </tr> <tr> <td>Rock</td> <td><input type="checkbox"/> Yes</td> <td><input type="checkbox"/> No</td> </tr> <tr> <td>Clay Plug</td> <td><input type="checkbox"/> Yes</td> <td><input type="checkbox"/> No</td> </tr> <tr> <td>Foundation Drain Connected</td> <td><input type="checkbox"/> Yes</td> <td><input type="checkbox"/> No</td> </tr> <tr> <td>Rain Leaders Connected</td> <td><input type="checkbox"/> Yes</td> <td><input type="checkbox"/> No</td> </tr> <tr> <td>Trace Wire</td> <td><input type="checkbox"/> Yes</td> <td><input type="checkbox"/> No</td> </tr> <tr> <td>Sound Check</td> <td><input type="checkbox"/> Yes</td> <td><input type="checkbox"/> No</td> </tr> </table>		Water	Sanitary	Storm	LENGTH				MATERIAL				SIZE				COLOUR				DEPTH @ ST. LINE				DEPTH @ BLDG				Insulation	<input type="checkbox"/> Yes	<input type="checkbox"/> No	Rock	<input type="checkbox"/> Yes	<input type="checkbox"/> No	Clay Plug	<input type="checkbox"/> Yes	<input type="checkbox"/> No	Foundation Drain Connected	<input type="checkbox"/> Yes	<input type="checkbox"/> No	Rain Leaders Connected	<input type="checkbox"/> Yes	<input type="checkbox"/> No	Trace Wire	<input type="checkbox"/> Yes	<input type="checkbox"/> No	Sound Check	<input type="checkbox"/> Yes	<input type="checkbox"/> No
	Water	Sanitary	Storm																																																																																																						
LENGTH	6.82m	9.72m	11.0m																																																																																																						
MATERIAL	Polyethylene	PVC DR28	PVC DR35																																																																																																						
SIZE	25mm	125mm	125mm																																																																																																						
COLOUR	Blue	White	Green																																																																																																						
DEPTH @ MAIN	1.8m	3.1m	3.1m																																																																																																						
DEPTH @ ST. LINE	1.8m	2.4m	2.4m																																																																																																						
ELEV @ MAIN	105.32	104.02	104.01																																																																																																						
ELEV @ ST. LINE	105.66	105.09	105.09																																																																																																						
MAIN SIZE	200mm	200mm	300mm																																																																																																						
Insulation	<input checked="" type="checkbox"/> Yes	<input type="checkbox"/> No																																																																																																							
Rock	<input type="checkbox"/> Yes	<input type="checkbox"/> No																																																																																																							
Clay Plug	<input type="checkbox"/> Yes	<input type="checkbox"/> No																																																																																																							
Trace Wire	<input checked="" type="checkbox"/> Yes	<input type="checkbox"/> No																																																																																																							
Anode	<input type="checkbox"/> Yes	<input checked="" type="checkbox"/> No																																																																																																							
	Water	Sanitary	Storm																																																																																																						
LENGTH																																																																																																									
MATERIAL																																																																																																									
SIZE																																																																																																									
COLOUR																																																																																																									
DEPTH @ ST. LINE																																																																																																									
DEPTH @ BLDG																																																																																																									
Insulation	<input type="checkbox"/> Yes	<input type="checkbox"/> No																																																																																																							
Rock	<input type="checkbox"/> Yes	<input type="checkbox"/> No																																																																																																							
Clay Plug	<input type="checkbox"/> Yes	<input type="checkbox"/> No																																																																																																							
Foundation Drain Connected	<input type="checkbox"/> Yes	<input type="checkbox"/> No																																																																																																							
Rain Leaders Connected	<input type="checkbox"/> Yes	<input type="checkbox"/> No																																																																																																							
Trace Wire	<input type="checkbox"/> Yes	<input type="checkbox"/> No																																																																																																							
Sound Check	<input type="checkbox"/> Yes	<input type="checkbox"/> No																																																																																																							
<p>MHT114 PUBLIC MHS114</p> <p>Curb Step To: UP38 = 20.6m UP39 = 24.7m</p> <p>● UP38</p> <p>Corp Step To: UP38 = 17.2m UP39 = 22.7m</p> <p>Stm End to: UP38 = 22.0m UP39 = 24.7m</p> <p>16.08m</p> <p>UP39 MHT113 MHS113</p> <p style="text-align: center;">Storm Sanitary Water</p>	<p style="text-align: center;">PRIVATE</p> <p style="text-align: center;">46</p> <p style="text-align: center;">47</p> <p style="text-align: center;">48</p> <p style="text-align: right;">SEE BACK FOR ADDITIONAL NOTES →</p>																																																																																																								


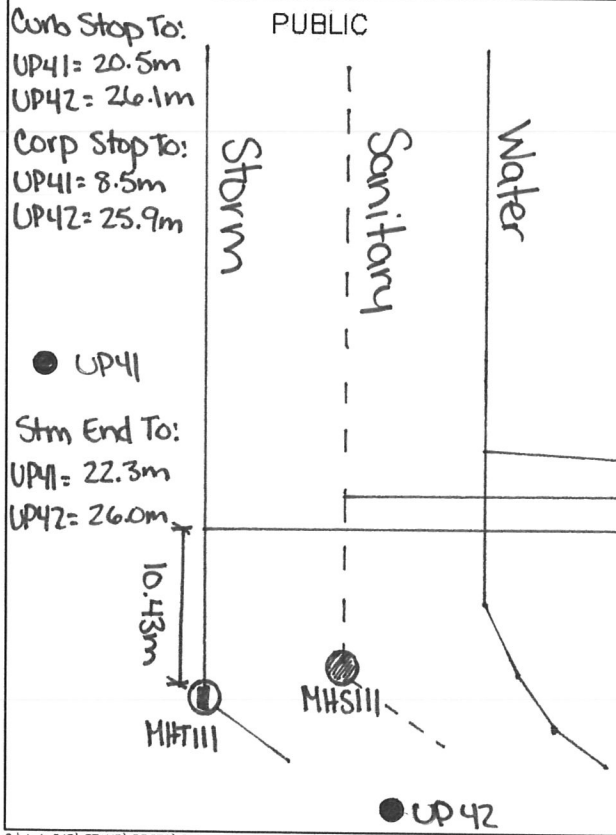
	HALIFAX WATER SERVICE LATERAL INFORMATION SHEET	Street <u>Sienna Court</u> Lot <u>48</u> Civic _____																																																																																																																																																														
<table border="1" style="width:100%; border-collapse: collapse;"> <thead> <tr> <th colspan="3" style="text-align: left;">PUBLIC</th> <th colspan="3" style="text-align: right;">PRIVATE</th> </tr> <tr> <th></th> <th style="text-align: center;">Water</th> <th style="text-align: center;">Sanitary</th> <th style="text-align: center;">Storm</th> <th></th> <th style="text-align: center;">Water</th> <th style="text-align: center;">Sanitary</th> <th style="text-align: center;">Storm</th> </tr> </thead> <tbody> <tr> <td>LENGTH</td> <td style="text-align: center;">7.44m</td> <td style="text-align: center;">10.40m</td> <td style="text-align: center;">12.05m</td> <td>LENGTH</td> <td></td> <td></td> <td></td> </tr> <tr> <td>MATERIAL</td> <td style="text-align: center;">Polyethylene</td> <td style="text-align: center;">PVC DR28</td> <td style="text-align: center;">PVC DR35</td> <td>MATERIAL</td> <td></td> <td></td> <td></td> </tr> <tr> <td>SIZE</td> <td style="text-align: center;">25mm</td> <td style="text-align: center;">125mm</td> <td style="text-align: center;">125mm</td> <td>SIZE</td> <td></td> <td></td> <td></td> </tr> <tr> <td>COLOUR</td> <td style="text-align: center;">Blue</td> <td style="text-align: center;">White</td> <td style="text-align: center;">Green</td> <td>COLOUR</td> <td></td> <td></td> <td></td> </tr> <tr> <td>DEPTH @ MAIN</td> <td style="text-align: center;">1.9m</td> <td style="text-align: center;">2.8m</td> <td style="text-align: center;">3.0m</td> <td>DEPTH @ ST. LINE</td> <td></td> <td></td> <td></td> </tr> <tr> <td>DEPTH @ ST. LINE</td> <td style="text-align: center;">2.0m</td> <td style="text-align: center;">2.5m</td> <td style="text-align: center;">2.4m</td> <td>DEPTH @ BLDG</td> <td></td> <td></td> <td></td> </tr> <tr> <td>ELEV @ MAIN</td> <td style="text-align: center;">104.03</td> <td style="text-align: center;">103.09</td> <td style="text-align: center;">102.97</td> <td>Contractor</td> <td colspan="3">_____</td> </tr> <tr> <td>ELEV @ ST. LINE</td> <td style="text-align: center;">104.53</td> <td style="text-align: center;">104.02</td> <td style="text-align: center;">104.07</td> <td>Inspected By</td> <td colspan="3">_____</td> </tr> <tr> <td>MAIN SIZE</td> <td style="text-align: center;">200mm</td> <td style="text-align: center;">200mm</td> <td style="text-align: center;">300mm</td> <td>Date</td> <td colspan="3">_____</td> </tr> <tr> <td>Contractor</td> <td colspan="3">Dexter Construction</td> <td>Sanitary Type</td> <td>Pressurized <input type="checkbox"/></td> <td>Gravity <input type="checkbox"/></td> <td></td> </tr> <tr> <td>Inspected By</td> <td colspan="3">Trevor Carter - GENIVAR Inc.</td> <td>Private Lift</td> <td>Lift: <input type="checkbox"/></td> <td>Distance <input type="checkbox"/></td> <td></td> </tr> <tr> <td>Date</td> <td colspan="3">May 2011</td> <td>Insulation</td> <td><input type="checkbox"/> Yes</td> <td><input type="checkbox"/> No</td> <td></td> </tr> <tr> <td>Record Dwg. #</td> <td colspan="3">D09109-009 001</td> <td>Rock</td> <td><input type="checkbox"/> Yes</td> <td><input type="checkbox"/> No</td> <td></td> </tr> <tr> <td>Insulation</td> <td><input checked="" type="checkbox"/> Yes</td> <td><input type="checkbox"/> No</td> <td></td> <td>Clay Plug</td> <td><input type="checkbox"/> Yes</td> <td><input type="checkbox"/> No</td> <td></td> </tr> <tr> <td>Rock</td> <td><input type="checkbox"/> Yes</td> <td><input type="checkbox"/> No</td> <td></td> <td>Foundation Drain Connected</td> <td><input type="checkbox"/> Yes</td> <td><input type="checkbox"/> No</td> <td></td> </tr> <tr> <td>Clay Plug</td> <td><input type="checkbox"/> Yes</td> <td><input type="checkbox"/> No</td> <td></td> <td>Rain Leaders Connected</td> <td><input type="checkbox"/> Yes</td> <td><input type="checkbox"/> No</td> <td></td> </tr> <tr> <td>Trace Wire</td> <td><input checked="" type="checkbox"/> Yes</td> <td><input type="checkbox"/> No</td> <td></td> <td>Trace Wire</td> <td><input type="checkbox"/> Yes</td> <td><input type="checkbox"/> No</td> <td></td> </tr> <tr> <td>Anode</td> <td><input type="checkbox"/> Yes</td> <td><input checked="" type="checkbox"/> No</td> <td></td> <td>Sound Check</td> <td><input type="checkbox"/> Yes</td> <td><input type="checkbox"/> No</td> <td></td> </tr> </tbody> </table>		PUBLIC			PRIVATE				Water	Sanitary	Storm		Water	Sanitary	Storm	LENGTH	7.44m	10.40m	12.05m	LENGTH				MATERIAL	Polyethylene	PVC DR28	PVC DR35	MATERIAL				SIZE	25mm	125mm	125mm	SIZE				COLOUR	Blue	White	Green	COLOUR				DEPTH @ MAIN	1.9m	2.8m	3.0m	DEPTH @ ST. LINE				DEPTH @ ST. LINE	2.0m	2.5m	2.4m	DEPTH @ BLDG				ELEV @ MAIN	104.03	103.09	102.97	Contractor	_____			ELEV @ ST. LINE	104.53	104.02	104.07	Inspected By	_____			MAIN SIZE	200mm	200mm	300mm	Date	_____			Contractor	Dexter Construction			Sanitary Type	Pressurized <input type="checkbox"/>	Gravity <input type="checkbox"/>		Inspected By	Trevor Carter - GENIVAR Inc.			Private Lift	Lift: <input type="checkbox"/>	Distance <input type="checkbox"/>		Date	May 2011			Insulation	<input type="checkbox"/> Yes	<input type="checkbox"/> No		Record Dwg. #	D09109-009 001			Rock	<input type="checkbox"/> Yes	<input type="checkbox"/> No		Insulation	<input checked="" type="checkbox"/> Yes	<input type="checkbox"/> No		Clay Plug	<input type="checkbox"/> Yes	<input type="checkbox"/> No		Rock	<input type="checkbox"/> Yes	<input type="checkbox"/> No		Foundation Drain Connected	<input type="checkbox"/> Yes	<input type="checkbox"/> No		Clay Plug	<input type="checkbox"/> Yes	<input type="checkbox"/> No		Rain Leaders Connected	<input type="checkbox"/> Yes	<input type="checkbox"/> No		Trace Wire	<input checked="" type="checkbox"/> Yes	<input type="checkbox"/> No		Trace Wire	<input type="checkbox"/> Yes	<input type="checkbox"/> No		Anode	<input type="checkbox"/> Yes	<input checked="" type="checkbox"/> No		Sound Check	<input type="checkbox"/> Yes	<input type="checkbox"/> No		SLID# _____
PUBLIC			PRIVATE																																																																																																																																																													
	Water	Sanitary	Storm		Water	Sanitary	Storm																																																																																																																																																									
LENGTH	7.44m	10.40m	12.05m	LENGTH																																																																																																																																																												
MATERIAL	Polyethylene	PVC DR28	PVC DR35	MATERIAL																																																																																																																																																												
SIZE	25mm	125mm	125mm	SIZE																																																																																																																																																												
COLOUR	Blue	White	Green	COLOUR																																																																																																																																																												
DEPTH @ MAIN	1.9m	2.8m	3.0m	DEPTH @ ST. LINE																																																																																																																																																												
DEPTH @ ST. LINE	2.0m	2.5m	2.4m	DEPTH @ BLDG																																																																																																																																																												
ELEV @ MAIN	104.03	103.09	102.97	Contractor	_____																																																																																																																																																											
ELEV @ ST. LINE	104.53	104.02	104.07	Inspected By	_____																																																																																																																																																											
MAIN SIZE	200mm	200mm	300mm	Date	_____																																																																																																																																																											
Contractor	Dexter Construction			Sanitary Type	Pressurized <input type="checkbox"/>	Gravity <input type="checkbox"/>																																																																																																																																																										
Inspected By	Trevor Carter - GENIVAR Inc.			Private Lift	Lift: <input type="checkbox"/>	Distance <input type="checkbox"/>																																																																																																																																																										
Date	May 2011			Insulation	<input type="checkbox"/> Yes	<input type="checkbox"/> No																																																																																																																																																										
Record Dwg. #	D09109-009 001			Rock	<input type="checkbox"/> Yes	<input type="checkbox"/> No																																																																																																																																																										
Insulation	<input checked="" type="checkbox"/> Yes	<input type="checkbox"/> No		Clay Plug	<input type="checkbox"/> Yes	<input type="checkbox"/> No																																																																																																																																																										
Rock	<input type="checkbox"/> Yes	<input type="checkbox"/> No		Foundation Drain Connected	<input type="checkbox"/> Yes	<input type="checkbox"/> No																																																																																																																																																										
Clay Plug	<input type="checkbox"/> Yes	<input type="checkbox"/> No		Rain Leaders Connected	<input type="checkbox"/> Yes	<input type="checkbox"/> No																																																																																																																																																										
Trace Wire	<input checked="" type="checkbox"/> Yes	<input type="checkbox"/> No		Trace Wire	<input type="checkbox"/> Yes	<input type="checkbox"/> No																																																																																																																																																										
Anode	<input type="checkbox"/> Yes	<input checked="" type="checkbox"/> No		Sound Check	<input type="checkbox"/> Yes	<input type="checkbox"/> No																																																																																																																																																										
<div style="display: flex; justify-content: space-between;"> <div style="width: 45%;"> <p>● UP38</p> <p>MHT113</p> <p>MHS113</p> <p>3.08m</p> <p>● UP39</p> <p>Curb Stop To: UP38 = 35.1m UP39 = 13.5m</p> <p>Corp Stop To: UP38 = 36.7m UP39 = 6.1m</p> <p>Stm End To: UP38 = 35.7m UP39 = 14.8m</p> <p>● UP40</p> <p>MHT112</p> <p>MHS112</p> </div> <div style="width: 45%; text-align: center;"> <p>PUBLIC</p> <p>Storm</p> <p>Sanitary</p> <p>Water</p> </div> </div>		<p>PRIVATE</p> <p>48</p> <p>49</p> <p>50</p> <p>SEE BACK FOR ADDITIONAL NOTES →</p>																																																																																																																																																														

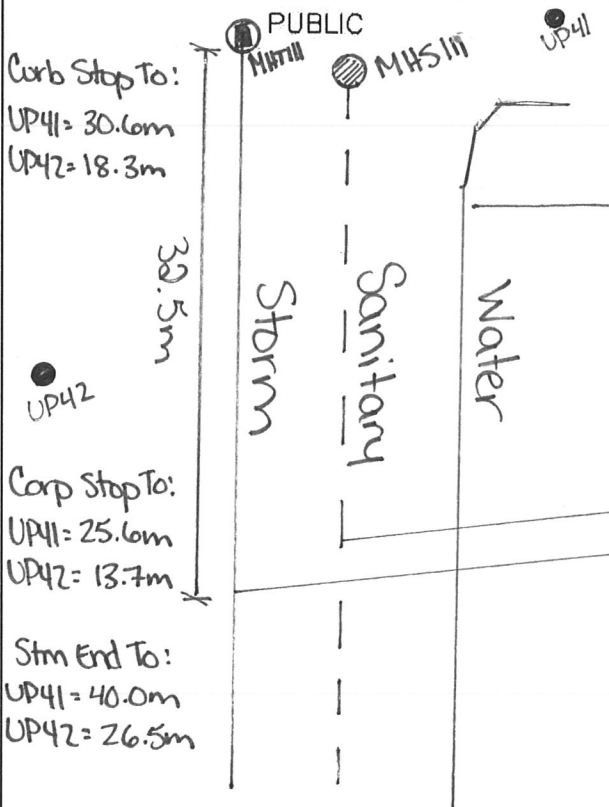
	HALIFAX WATER SERVICE LATERAL INFORMATION SHEET	Street <u>Sienna Court</u> Lot <u>49</u> Civic _____	SID# _____																																																																		
<p>PUBLIC</p> <table border="1" style="width:100%; border-collapse: collapse;"> <thead> <tr> <th></th> <th>Water</th> <th>Sanitary</th> <th>Storm</th> </tr> </thead> <tbody> <tr> <td>LENGTH</td> <td>5.60m</td> <td>8.58m</td> <td>10.03m</td> </tr> <tr> <td>MATERIAL</td> <td>Polyethylene</td> <td>PVC DR28</td> <td>PVC DR35</td> </tr> <tr> <td>SIZE</td> <td>25mm</td> <td>125mm</td> <td>125mm</td> </tr> <tr> <td>COLOUR</td> <td>Blue</td> <td>White</td> <td>Green</td> </tr> <tr> <td>DEPTH @ MAIN</td> <td>1.9m</td> <td>3.1m</td> <td>3.1m</td> </tr> <tr> <td>DEPTH @ ST. LINE</td> <td>1.9m</td> <td>2.5m</td> <td>2.4m</td> </tr> <tr> <td>ELEV @ MAIN</td> <td>102.67</td> <td>101.51</td> <td>101.42</td> </tr> <tr> <td>ELEV @ ST. LINE</td> <td>103.01</td> <td>102.47</td> <td>102.48</td> </tr> <tr> <td>MAIN SIZE</td> <td>200mm</td> <td>200mm</td> <td>300mm</td> </tr> </tbody> </table> <p>Contractor <u>Dexter Construction</u> Inspected By <u>Trevor Carter - GENIVAR Inc.</u> Date <u>May 2011</u> Record Dwg. # <u>D09109-007 100</u></p> <p>Insulation Rock <input checked="" type="checkbox"/> Yes <input type="checkbox"/> No Clay Plug <input type="checkbox"/> Yes <input type="checkbox"/> No Trace Wire <input checked="" type="checkbox"/> Yes <input type="checkbox"/> No Anode <input type="checkbox"/> Yes <input checked="" type="checkbox"/> No</p>		Water	Sanitary	Storm	LENGTH	5.60m	8.58m	10.03m	MATERIAL	Polyethylene	PVC DR28	PVC DR35	SIZE	25mm	125mm	125mm	COLOUR	Blue	White	Green	DEPTH @ MAIN	1.9m	3.1m	3.1m	DEPTH @ ST. LINE	1.9m	2.5m	2.4m	ELEV @ MAIN	102.67	101.51	101.42	ELEV @ ST. LINE	103.01	102.47	102.48	MAIN SIZE	200mm	200mm	300mm	<p>PRIVATE</p> <table border="1" style="width:100%; border-collapse: collapse;"> <thead> <tr> <th></th> <th>Water</th> <th>Sanitary</th> <th>Storm</th> </tr> </thead> <tbody> <tr> <td>LENGTH</td> <td></td> <td></td> <td></td> </tr> <tr> <td>MATERIAL</td> <td></td> <td></td> <td></td> </tr> <tr> <td>SIZE</td> <td></td> <td></td> <td></td> </tr> <tr> <td>COLOUR</td> <td></td> <td></td> <td></td> </tr> <tr> <td>DEPTH @ ST. LINE</td> <td></td> <td></td> <td></td> </tr> <tr> <td>DEPTH @ BLDG</td> <td></td> <td></td> <td></td> </tr> </tbody> </table> <p>Contractor _____ Inspected By _____ Date _____</p> <p>Sanitary Type Pressurized <input type="checkbox"/> Gravity <input type="checkbox"/> Private Lift Lift: <input type="checkbox"/> Distance <input type="checkbox"/> Station Info.</p> <p>Insulation Rock <input type="checkbox"/> Yes <input type="checkbox"/> No Clay Plug <input type="checkbox"/> Yes <input type="checkbox"/> No Foundation Drain Connected <input type="checkbox"/> Yes <input type="checkbox"/> No Rain Leaders Connected <input type="checkbox"/> Yes <input type="checkbox"/> No Trace Wire <input type="checkbox"/> Yes <input type="checkbox"/> No Sound Check <input type="checkbox"/> Yes <input type="checkbox"/> No</p>		Water	Sanitary	Storm	LENGTH				MATERIAL				SIZE				COLOUR				DEPTH @ ST. LINE				DEPTH @ BLDG			
	Water	Sanitary	Storm																																																																		
LENGTH	5.60m	8.58m	10.03m																																																																		
MATERIAL	Polyethylene	PVC DR28	PVC DR35																																																																		
SIZE	25mm	125mm	125mm																																																																		
COLOUR	Blue	White	Green																																																																		
DEPTH @ MAIN	1.9m	3.1m	3.1m																																																																		
DEPTH @ ST. LINE	1.9m	2.5m	2.4m																																																																		
ELEV @ MAIN	102.67	101.51	101.42																																																																		
ELEV @ ST. LINE	103.01	102.47	102.48																																																																		
MAIN SIZE	200mm	200mm	300mm																																																																		
	Water	Sanitary	Storm																																																																		
LENGTH																																																																					
MATERIAL																																																																					
SIZE																																																																					
COLOUR																																																																					
DEPTH @ ST. LINE																																																																					
DEPTH @ BLDG																																																																					
<p>PUBLIC</p>  <p>Curb Stop To: UP39 = 19.6m UP40 = 28.1m</p> <p>● UP39</p> <p>Curb Stop To: UP39 = 17.0m UP40 = 27.1m</p> <p>Stm End To: UP39 = 21.0m UP40 = 28.0m</p> <p>17.52m</p> <p>● UP40</p>	<p>PRIVATE</p>  <p>48</p> <p>49</p> <p>50</p> <p>SEE BACK FOR ADDITIONAL NOTES →</p>																																																																				


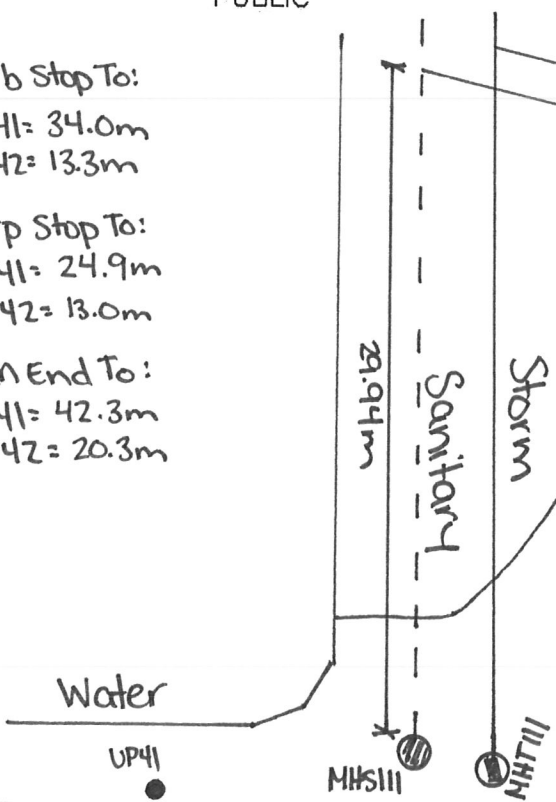
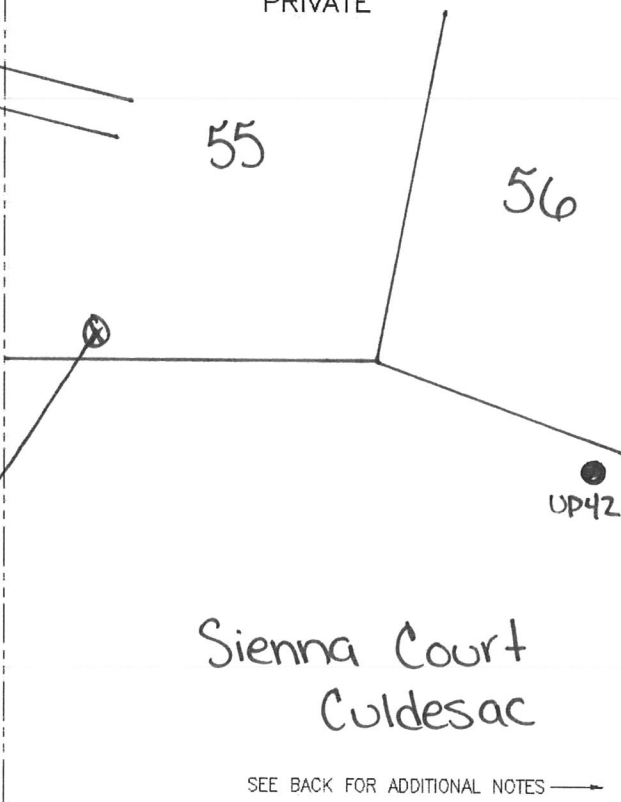
HALIFAX WATER SERVICE LATERAL INFORMATION SHEET		Street <u>Sienna Court</u> Lot <u>50</u> Civic _____																																																																			
		SLID# _____																																																																			
<p>PUBLIC</p> <table border="1" style="width:100%; border-collapse: collapse;"> <thead> <tr> <th></th> <th>Water</th> <th>Sanitary</th> <th>Storm</th> </tr> </thead> <tbody> <tr> <td>LENGTH</td> <td><u>6.9m</u></td> <td><u>9.8m</u></td> <td><u>11.4m</u></td> </tr> <tr> <td>MATERIAL</td> <td><u>Polyethylene</u></td> <td><u>PVC DR28</u></td> <td><u>PVC DR35</u></td> </tr> <tr> <td>SIZE</td> <td><u>25mm</u></td> <td><u>125mm</u></td> <td><u>125mm</u></td> </tr> <tr> <td>COLOUR</td> <td><u>Blue</u></td> <td><u>White</u></td> <td><u>Green</u></td> </tr> <tr> <td>DEPTH @ MAIN</td> <td><u>1.9m</u></td> <td><u>3.3m</u></td> <td><u>3.4m</u></td> </tr> <tr> <td>DEPTH @ ST. LINE</td> <td><u>2.0m</u></td> <td><u>2.6m</u></td> <td><u>2.6m</u></td> </tr> <tr> <td>ELEV @ MAIN</td> <td><u>100.29</u></td> <td><u>98.87</u></td> <td><u>98.76</u></td> </tr> <tr> <td>ELEV @ ST. LINE</td> <td><u>100.88</u></td> <td><u>100.26</u></td> <td><u>100.29</u></td> </tr> <tr> <td>MAIN SIZE</td> <td><u>200mm</u></td> <td><u>200mm</u></td> <td><u>375mm</u></td> </tr> </tbody> </table> <p>Contractor <u>Dexter Construction</u> Inspected By <u>Trevor Carter - GENIVAR Inc.</u> Date <u>May 2011</u> Record Dwg. # <u>D09189-007 001</u></p> <p> <input checked="" type="checkbox"/> Insulation Yes <input type="checkbox"/> No <input type="checkbox"/> Rock Yes <input type="checkbox"/> No <input type="checkbox"/> Clay Plug Yes <input type="checkbox"/> No <input checked="" type="checkbox"/> Trace Wire Yes <input type="checkbox"/> No <input type="checkbox"/> Anode Yes <input checked="" type="checkbox"/> No </p>		Water	Sanitary	Storm	LENGTH	<u>6.9m</u>	<u>9.8m</u>	<u>11.4m</u>	MATERIAL	<u>Polyethylene</u>	<u>PVC DR28</u>	<u>PVC DR35</u>	SIZE	<u>25mm</u>	<u>125mm</u>	<u>125mm</u>	COLOUR	<u>Blue</u>	<u>White</u>	<u>Green</u>	DEPTH @ MAIN	<u>1.9m</u>	<u>3.3m</u>	<u>3.4m</u>	DEPTH @ ST. LINE	<u>2.0m</u>	<u>2.6m</u>	<u>2.6m</u>	ELEV @ MAIN	<u>100.29</u>	<u>98.87</u>	<u>98.76</u>	ELEV @ ST. LINE	<u>100.88</u>	<u>100.26</u>	<u>100.29</u>	MAIN SIZE	<u>200mm</u>	<u>200mm</u>	<u>375mm</u>	<p>PRIVATE</p> <table border="1" style="width:100%; border-collapse: collapse;"> <thead> <tr> <th></th> <th>Water</th> <th>Sanitary</th> <th>Storm</th> </tr> </thead> <tbody> <tr> <td>LENGTH</td> <td></td> <td></td> <td></td> </tr> <tr> <td>MATERIAL</td> <td></td> <td></td> <td></td> </tr> <tr> <td>SIZE</td> <td></td> <td></td> <td></td> </tr> <tr> <td>COLOUR</td> <td></td> <td></td> <td></td> </tr> <tr> <td>DEPTH @ ST. LINE</td> <td></td> <td></td> <td></td> </tr> <tr> <td>DEPTH @ BLDG</td> <td></td> <td></td> <td></td> </tr> </tbody> </table> <p>Contractor _____ Inspected By _____ Date _____</p> <p>Sanitary Type Pressurized <input type="checkbox"/> <input type="checkbox"/> Gravity Private Lift Lift: <input type="checkbox"/> <input type="checkbox"/> Distance</p> <p> Insulation <input type="checkbox"/> Yes <input type="checkbox"/> No Rock <input type="checkbox"/> Yes <input type="checkbox"/> No Clay Plug <input type="checkbox"/> Yes <input type="checkbox"/> No Foundation Drain Connected <input type="checkbox"/> Yes <input type="checkbox"/> No Rain Leaders Connected <input type="checkbox"/> Yes <input type="checkbox"/> No Trace Wire <input type="checkbox"/> Yes <input type="checkbox"/> No Sound Check <input type="checkbox"/> Yes <input type="checkbox"/> No </p>		Water	Sanitary	Storm	LENGTH				MATERIAL				SIZE				COLOUR				DEPTH @ ST. LINE				DEPTH @ BLDG			
	Water	Sanitary	Storm																																																																		
LENGTH	<u>6.9m</u>	<u>9.8m</u>	<u>11.4m</u>																																																																		
MATERIAL	<u>Polyethylene</u>	<u>PVC DR28</u>	<u>PVC DR35</u>																																																																		
SIZE	<u>25mm</u>	<u>125mm</u>	<u>125mm</u>																																																																		
COLOUR	<u>Blue</u>	<u>White</u>	<u>Green</u>																																																																		
DEPTH @ MAIN	<u>1.9m</u>	<u>3.3m</u>	<u>3.4m</u>																																																																		
DEPTH @ ST. LINE	<u>2.0m</u>	<u>2.6m</u>	<u>2.6m</u>																																																																		
ELEV @ MAIN	<u>100.29</u>	<u>98.87</u>	<u>98.76</u>																																																																		
ELEV @ ST. LINE	<u>100.88</u>	<u>100.26</u>	<u>100.29</u>																																																																		
MAIN SIZE	<u>200mm</u>	<u>200mm</u>	<u>375mm</u>																																																																		
	Water	Sanitary	Storm																																																																		
LENGTH																																																																					
MATERIAL																																																																					
SIZE																																																																					
COLOUR																																																																					
DEPTH @ ST. LINE																																																																					
DEPTH @ BLDG																																																																					
<p>PUBLIC</p> <p>MHT112 MHS112</p> <p>6.83m</p> <p>UP40</p> <p>Storm Sanitary Water</p> <p> Curb Stop To: UP40 = 13.5m UP41 = 36.5m Corp Stop To: UP40 = 6.8m UP41 = 34.4m Stm End To: UP40 = 14.9m UP41 = 36.3m </p> <p>UP41</p>		<p>PRIVATE</p> <p>50</p> <p>51</p> <p>52</p> <p>SEE BACK FOR ADDITIONAL NOTES →</p>																																																																			

	<p>HALIFAX WATER SERVICE LATERAL INFORMATION SHEET</p>	<p>Street <u>Sienna Court</u> Lot <u>51</u> Civic _____</p>																																																																					
<p>PUBLIC</p> <table border="1" style="width:100%; border-collapse: collapse;"> <thead> <tr> <th></th> <th>Water</th> <th>Sanitary</th> <th>Storm</th> </tr> </thead> <tbody> <tr> <td>LENGTH</td> <td>5.7m</td> <td>8.6m</td> <td>10.2m</td> </tr> <tr> <td>MATERIAL</td> <td>Polyethylene</td> <td>PVC DR28</td> <td>PVC DR35</td> </tr> <tr> <td>SIZE</td> <td>25mm</td> <td>125mm</td> <td>125mm</td> </tr> <tr> <td>COLOUR</td> <td>Blue</td> <td>White</td> <td>Green</td> </tr> <tr> <td>DEPTH @ MAIN</td> <td>1.9m</td> <td>2.8m</td> <td>2.9m</td> </tr> <tr> <td>DEPTH @ ST. LINE</td> <td>2.0m</td> <td>2.6m</td> <td>2.6m</td> </tr> <tr> <td>ELEV @ MAIN</td> <td>98.88</td> <td>97.99</td> <td>97.91</td> </tr> <tr> <td>ELEV @ ST. LINE</td> <td>99.29</td> <td>98.68</td> <td>98.70</td> </tr> <tr> <td>MAIN SIZE</td> <td>200mm</td> <td>200mm</td> <td>375mm</td> </tr> </tbody> </table> <p>Contractor <u>Dexter Construction</u> Inspected By <u>Trevor Carter - GENIVAR Inc.</u> Date <u>May 2011</u> Record Dwg. # <u>109109-007 001</u></p> <p>Insulation <input checked="" type="checkbox"/> Yes <input type="checkbox"/> No Rock <input type="checkbox"/> Yes <input type="checkbox"/> No Clay Plug <input type="checkbox"/> Yes <input type="checkbox"/> No Trace Wire <input checked="" type="checkbox"/> Yes <input type="checkbox"/> No Anode <input type="checkbox"/> Yes <input checked="" type="checkbox"/> No</p>			Water	Sanitary	Storm	LENGTH	5.7m	8.6m	10.2m	MATERIAL	Polyethylene	PVC DR28	PVC DR35	SIZE	25mm	125mm	125mm	COLOUR	Blue	White	Green	DEPTH @ MAIN	1.9m	2.8m	2.9m	DEPTH @ ST. LINE	2.0m	2.6m	2.6m	ELEV @ MAIN	98.88	97.99	97.91	ELEV @ ST. LINE	99.29	98.68	98.70	MAIN SIZE	200mm	200mm	375mm	<p style="text-align: right;">SLID# _____</p> <p>PRIVATE</p> <table border="1" style="width:100%; border-collapse: collapse;"> <thead> <tr> <th></th> <th>Water</th> <th>Sanitary</th> <th>Storm</th> </tr> </thead> <tbody> <tr> <td>LENGTH</td> <td></td> <td></td> <td></td> </tr> <tr> <td>MATERIAL</td> <td></td> <td></td> <td></td> </tr> <tr> <td>SIZE</td> <td></td> <td></td> <td></td> </tr> <tr> <td>COLOUR</td> <td></td> <td></td> <td></td> </tr> <tr> <td>DEPTH @ ST. LINE</td> <td></td> <td></td> <td></td> </tr> <tr> <td>DEPTH @ BLDG</td> <td></td> <td></td> <td></td> </tr> </tbody> </table> <p>Contractor _____ Inspected By _____ Date _____</p> <p>Sanitary Type Pressurized <input type="checkbox"/> Gravity <input type="checkbox"/> Private Lift Station Info. Lift: <input type="checkbox"/> Distance <input type="checkbox"/></p> <p>Insulation <input type="checkbox"/> Yes <input type="checkbox"/> No Rock <input type="checkbox"/> Yes <input type="checkbox"/> No Clay Plug <input type="checkbox"/> Yes <input type="checkbox"/> No Foundation Drain Connected <input type="checkbox"/> Yes <input type="checkbox"/> No Rain Leaders Connected <input type="checkbox"/> Yes <input type="checkbox"/> No Trace Wire <input type="checkbox"/> Yes <input type="checkbox"/> No Sound Check <input type="checkbox"/> Yes <input type="checkbox"/> No</p>			Water	Sanitary	Storm	LENGTH				MATERIAL				SIZE				COLOUR				DEPTH @ ST. LINE				DEPTH @ BLDG			
	Water	Sanitary	Storm																																																																				
LENGTH	5.7m	8.6m	10.2m																																																																				
MATERIAL	Polyethylene	PVC DR28	PVC DR35																																																																				
SIZE	25mm	125mm	125mm																																																																				
COLOUR	Blue	White	Green																																																																				
DEPTH @ MAIN	1.9m	2.8m	2.9m																																																																				
DEPTH @ ST. LINE	2.0m	2.6m	2.6m																																																																				
ELEV @ MAIN	98.88	97.99	97.91																																																																				
ELEV @ ST. LINE	99.29	98.68	98.70																																																																				
MAIN SIZE	200mm	200mm	375mm																																																																				
	Water	Sanitary	Storm																																																																				
LENGTH																																																																							
MATERIAL																																																																							
SIZE																																																																							
COLOUR																																																																							
DEPTH @ ST. LINE																																																																							
DEPTH @ BLDG																																																																							
<p>PUBLIC</p> 		<p>PRIVATE</p>  <p style="text-align: center;">SEE BACK FOR ADDITIONAL NOTES →</p>																																																																					

	HALIFAX WATER SERVICE LATERAL INFORMATION SHEET	Street <u>Sienna Court</u> Lot <u>52</u> Civic _____																														
PUBLIC		SLID# _____																														
LENGTH MATERIAL SIZE COLOUR DEPTH @ MAIN DEPTH @ ST. LINE ELEV @ MAIN ELEV @ ST. LINE MAIN SIZE Contractor Inspected By Date Record Dwg. # Insulation Rock Clay Plug Trace Wire Anode	<table border="1" style="width:100%; border-collapse: collapse;"> <thead> <tr> <th>Water</th> <th>Sanitary</th> <th>Storm</th> </tr> </thead> <tbody> <tr> <td style="text-align: center;">7.0m</td> <td style="text-align: center;">9.9m</td> <td style="text-align: center;">11.4m</td> </tr> <tr> <td style="text-align: center;">Polyethylene</td> <td style="text-align: center;">PVC DR28</td> <td style="text-align: center;">PVC DR35</td> </tr> <tr> <td style="text-align: center;">25mm</td> <td style="text-align: center;">125mm</td> <td style="text-align: center;">125mm</td> </tr> <tr> <td style="text-align: center;">Blue</td> <td style="text-align: center;">White</td> <td style="text-align: center;">Green</td> </tr> <tr> <td style="text-align: center;">1.8m</td> <td style="text-align: center;">2.7m</td> <td style="text-align: center;">2.8m</td> </tr> <tr> <td style="text-align: center;">1.9m</td> <td style="text-align: center;">2.5m</td> <td style="text-align: center;">2.4m</td> </tr> <tr> <td style="text-align: center;">98.03</td> <td style="text-align: center;">97.13</td> <td style="text-align: center;">97.08</td> </tr> <tr> <td style="text-align: center;">98.26</td> <td style="text-align: center;">97.73</td> <td style="text-align: center;">97.75</td> </tr> <tr> <td style="text-align: center;">200mm</td> <td style="text-align: center;">200mm</td> <td style="text-align: center;">375mm</td> </tr> </tbody> </table>	Water	Sanitary	Storm	7.0m	9.9m	11.4m	Polyethylene	PVC DR28	PVC DR35	25mm	125mm	125mm	Blue	White	Green	1.8m	2.7m	2.8m	1.9m	2.5m	2.4m	98.03	97.13	97.08	98.26	97.73	97.75	200mm	200mm	375mm	PRIVATE LENGTH MATERIAL SIZE COLOUR DEPTH @ ST. LINE DEPTH @ BLDG Contractor Inspected By Date Sanitary Type: Pressurized <input type="checkbox"/> Gravity <input type="checkbox"/> Private Lift Station Info: Lift: <input type="checkbox"/> Distance <input type="checkbox"/> Insulation: Yes <input type="checkbox"/> No <input type="checkbox"/> Rock: Yes <input type="checkbox"/> No <input type="checkbox"/> Clay Plug: Yes <input type="checkbox"/> No <input type="checkbox"/> Foundation Drain Connected: Yes <input type="checkbox"/> No <input type="checkbox"/> Rain Leaders Connected: Yes <input type="checkbox"/> No <input type="checkbox"/> Trace Wire: Yes <input type="checkbox"/> No <input type="checkbox"/> Sound Check: Yes <input type="checkbox"/> No <input type="checkbox"/>
Water	Sanitary	Storm																														
7.0m	9.9m	11.4m																														
Polyethylene	PVC DR28	PVC DR35																														
25mm	125mm	125mm																														
Blue	White	Green																														
1.8m	2.7m	2.8m																														
1.9m	2.5m	2.4m																														
98.03	97.13	97.08																														
98.26	97.73	97.75																														
200mm	200mm	375mm																														
Dexter Construction Trevor Carter - GENIVAR Inc. May 2011 D09109-007 001																																
<table border="0" style="width:100%;"> <tr> <td style="width:50%;"><input checked="" type="checkbox"/> Yes</td> <td style="width:50%;"><input type="checkbox"/> No</td> </tr> <tr> <td><input type="checkbox"/> Yes</td> <td><input type="checkbox"/> No</td> </tr> <tr> <td><input type="checkbox"/> Yes</td> <td><input type="checkbox"/> No</td> </tr> <tr> <td><input checked="" type="checkbox"/> Yes</td> <td><input type="checkbox"/> No</td> </tr> <tr> <td><input type="checkbox"/> Yes</td> <td><input checked="" type="checkbox"/> No</td> </tr> </table>		<input checked="" type="checkbox"/> Yes	<input type="checkbox"/> No	<input type="checkbox"/> Yes	<input type="checkbox"/> No	<input type="checkbox"/> Yes	<input type="checkbox"/> No	<input checked="" type="checkbox"/> Yes	<input type="checkbox"/> No	<input type="checkbox"/> Yes	<input checked="" type="checkbox"/> No																					
<input checked="" type="checkbox"/> Yes	<input type="checkbox"/> No																															
<input type="checkbox"/> Yes	<input type="checkbox"/> No																															
<input type="checkbox"/> Yes	<input type="checkbox"/> No																															
<input checked="" type="checkbox"/> Yes	<input type="checkbox"/> No																															
<input type="checkbox"/> Yes	<input checked="" type="checkbox"/> No																															
 <p style="text-align: center;"> PUBLIC Storm Sanitary Water UP40 UP41 UP42 MHTIII MHSIII </p> <p style="text-align: center;"> PRIVATE 51 52 53 54 </p> <p style="text-align: center;"> Curb Stop To: UP41 = 13.5m UP40 = 32.2m Corp Stop To: UP41 = 7.2m UP40 = 29.9m Stm End To: UP41 = 14.7m UP40 = 33.5m </p>		SEE BACK FOR ADDITIONAL NOTES →																														


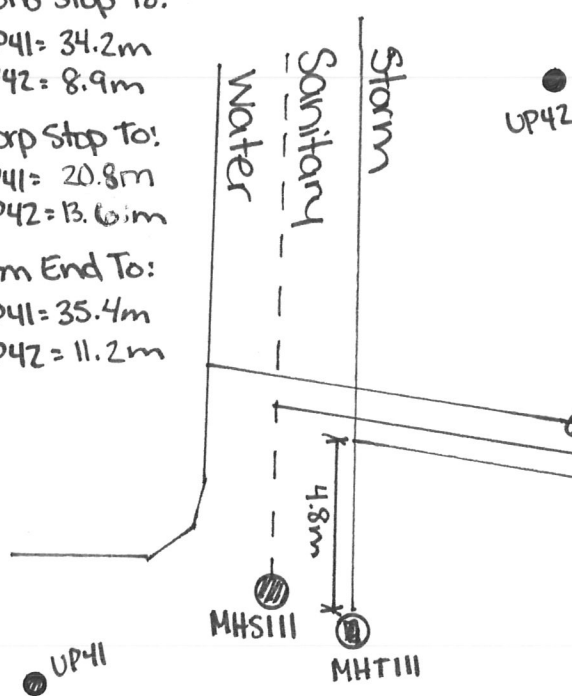
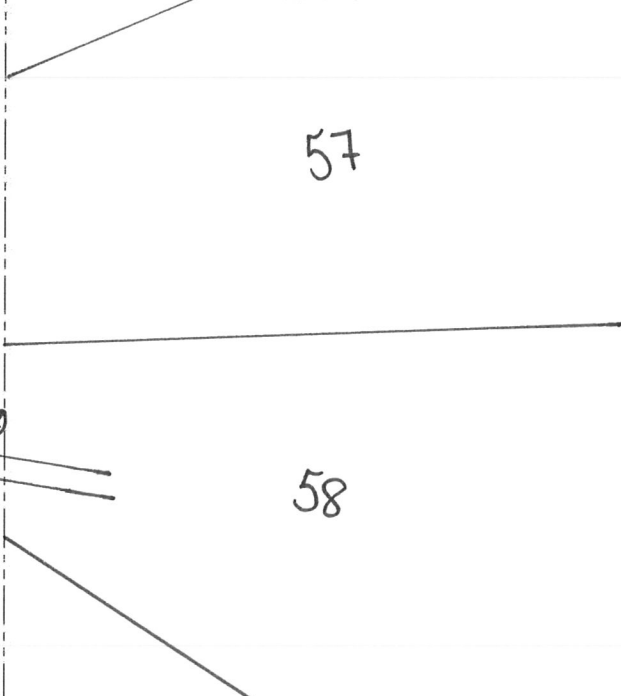
	HALIFAX WATER SERVICE LATERAL INFORMATION SHEET	Street <u>Sienna Court</u> Lot <u>53</u> Civic _____	SLID# _____																																																																																																						
<table border="1" style="width:100%; border-collapse: collapse;"> <thead> <tr> <th style="width:15%;"></th> <th style="width:25%;">Water</th> <th style="width:25%;">Sanitary</th> <th style="width:35%;">Storm</th> </tr> </thead> <tbody> <tr> <td>LENGTH</td> <td style="text-align: center;">13.5m</td> <td style="text-align: center;">16.3m</td> <td style="text-align: center;">18.0m</td> </tr> <tr> <td>MATERIAL</td> <td style="text-align: center;">Polyethylene</td> <td style="text-align: center;">PVC DR28</td> <td style="text-align: center;">PVC DR35</td> </tr> <tr> <td>SIZE</td> <td style="text-align: center;">25mm</td> <td style="text-align: center;">125mm</td> <td style="text-align: center;">125mm</td> </tr> <tr> <td>COLOUR</td> <td style="text-align: center;">Blue</td> <td style="text-align: center;">White</td> <td style="text-align: center;">Green</td> </tr> <tr> <td>DEPTH @ MAIN</td> <td style="text-align: center;">1.8m</td> <td style="text-align: center;">2.9m</td> <td style="text-align: center;">3.0m</td> </tr> <tr> <td>DEPTH @ ST. LINE</td> <td style="text-align: center;">1.8m</td> <td style="text-align: center;">2.4m</td> <td style="text-align: center;">2.4m</td> </tr> <tr> <td>ELEV @ MAIN</td> <td style="text-align: center;">97.57</td> <td style="text-align: center;">96.50</td> <td style="text-align: center;">96.44</td> </tr> <tr> <td>ELEV @ ST. LINE</td> <td style="text-align: center;">97.72</td> <td style="text-align: center;">97.19</td> <td style="text-align: center;">97.18</td> </tr> <tr> <td>MAIN SIZE</td> <td style="text-align: center;">200mm</td> <td style="text-align: center;">200mm</td> <td style="text-align: center;">375mm</td> </tr> </tbody> </table> <p>Contractor <u>Dexter Construction</u> Inspected By <u>Trevor Carter - GENIVAR Inc.</u> Date <u>May 2011</u> Record Dwg. # <u>D09109-007 001</u></p> <table style="width:100%;"> <tr> <td>Insulation</td> <td><input checked="" type="checkbox"/> Yes</td> <td><input type="checkbox"/> No</td> </tr> <tr> <td>Rock</td> <td><input type="checkbox"/> Yes</td> <td><input type="checkbox"/> No</td> </tr> <tr> <td>Clay Plug</td> <td><input type="checkbox"/> Yes</td> <td><input type="checkbox"/> No</td> </tr> <tr> <td>Trace Wire</td> <td><input checked="" type="checkbox"/> Yes</td> <td><input type="checkbox"/> No</td> </tr> <tr> <td>Anode</td> <td><input type="checkbox"/> Yes</td> <td><input checked="" type="checkbox"/> No</td> </tr> </table>		Water	Sanitary	Storm	LENGTH	13.5m	16.3m	18.0m	MATERIAL	Polyethylene	PVC DR28	PVC DR35	SIZE	25mm	125mm	125mm	COLOUR	Blue	White	Green	DEPTH @ MAIN	1.8m	2.9m	3.0m	DEPTH @ ST. LINE	1.8m	2.4m	2.4m	ELEV @ MAIN	97.57	96.50	96.44	ELEV @ ST. LINE	97.72	97.19	97.18	MAIN SIZE	200mm	200mm	375mm	Insulation	<input checked="" type="checkbox"/> Yes	<input type="checkbox"/> No	Rock	<input type="checkbox"/> Yes	<input type="checkbox"/> No	Clay Plug	<input type="checkbox"/> Yes	<input type="checkbox"/> No	Trace Wire	<input checked="" type="checkbox"/> Yes	<input type="checkbox"/> No	Anode	<input type="checkbox"/> Yes	<input checked="" type="checkbox"/> No	<table border="1" style="width:100%; border-collapse: collapse;"> <thead> <tr> <th style="width:15%;"></th> <th style="width:25%;">Water</th> <th style="width:25%;">Sanitary</th> <th style="width:35%;">Storm</th> </tr> </thead> <tbody> <tr><td>LENGTH</td><td></td><td></td><td></td></tr> <tr><td>MATERIAL</td><td></td><td></td><td></td></tr> <tr><td>SIZE</td><td></td><td></td><td></td></tr> <tr><td>COLOUR</td><td></td><td></td><td></td></tr> <tr><td>DEPTH @ ST. LINE</td><td></td><td></td><td></td></tr> <tr><td>DEPTH @ BLDG</td><td></td><td></td><td></td></tr> </tbody> </table> <p>Contractor _____ Inspected By _____ Date _____</p> <p>Sanitary Type: Pressurized <input type="checkbox"/> Gravity <input type="checkbox"/> Private Lift Station Info. Lift: <input type="checkbox"/> Distance <input type="checkbox"/></p> <table style="width:100%;"> <tr> <td>Insulation</td> <td><input type="checkbox"/> Yes</td> <td><input type="checkbox"/> No</td> </tr> <tr> <td>Rock</td> <td><input type="checkbox"/> Yes</td> <td><input type="checkbox"/> No</td> </tr> <tr> <td>Clay Plug</td> <td><input type="checkbox"/> Yes</td> <td><input type="checkbox"/> No</td> </tr> <tr> <td>Foundation Drain Connected</td> <td><input type="checkbox"/> Yes</td> <td><input type="checkbox"/> No</td> </tr> <tr> <td>Rain Leaders Connected</td> <td><input type="checkbox"/> Yes</td> <td><input type="checkbox"/> No</td> </tr> <tr> <td>Trace Wire</td> <td><input type="checkbox"/> Yes</td> <td><input type="checkbox"/> No</td> </tr> <tr> <td>Sound Check</td> <td><input type="checkbox"/> Yes</td> <td><input type="checkbox"/> No</td> </tr> </table>		Water	Sanitary	Storm	LENGTH				MATERIAL				SIZE				COLOUR				DEPTH @ ST. LINE				DEPTH @ BLDG				Insulation	<input type="checkbox"/> Yes	<input type="checkbox"/> No	Rock	<input type="checkbox"/> Yes	<input type="checkbox"/> No	Clay Plug	<input type="checkbox"/> Yes	<input type="checkbox"/> No	Foundation Drain Connected	<input type="checkbox"/> Yes	<input type="checkbox"/> No	Rain Leaders Connected	<input type="checkbox"/> Yes	<input type="checkbox"/> No	Trace Wire	<input type="checkbox"/> Yes	<input type="checkbox"/> No	Sound Check	<input type="checkbox"/> Yes	<input type="checkbox"/> No
	Water	Sanitary	Storm																																																																																																						
LENGTH	13.5m	16.3m	18.0m																																																																																																						
MATERIAL	Polyethylene	PVC DR28	PVC DR35																																																																																																						
SIZE	25mm	125mm	125mm																																																																																																						
COLOUR	Blue	White	Green																																																																																																						
DEPTH @ MAIN	1.8m	2.9m	3.0m																																																																																																						
DEPTH @ ST. LINE	1.8m	2.4m	2.4m																																																																																																						
ELEV @ MAIN	97.57	96.50	96.44																																																																																																						
ELEV @ ST. LINE	97.72	97.19	97.18																																																																																																						
MAIN SIZE	200mm	200mm	375mm																																																																																																						
Insulation	<input checked="" type="checkbox"/> Yes	<input type="checkbox"/> No																																																																																																							
Rock	<input type="checkbox"/> Yes	<input type="checkbox"/> No																																																																																																							
Clay Plug	<input type="checkbox"/> Yes	<input type="checkbox"/> No																																																																																																							
Trace Wire	<input checked="" type="checkbox"/> Yes	<input type="checkbox"/> No																																																																																																							
Anode	<input type="checkbox"/> Yes	<input checked="" type="checkbox"/> No																																																																																																							
	Water	Sanitary	Storm																																																																																																						
LENGTH																																																																																																									
MATERIAL																																																																																																									
SIZE																																																																																																									
COLOUR																																																																																																									
DEPTH @ ST. LINE																																																																																																									
DEPTH @ BLDG																																																																																																									
Insulation	<input type="checkbox"/> Yes	<input type="checkbox"/> No																																																																																																							
Rock	<input type="checkbox"/> Yes	<input type="checkbox"/> No																																																																																																							
Clay Plug	<input type="checkbox"/> Yes	<input type="checkbox"/> No																																																																																																							
Foundation Drain Connected	<input type="checkbox"/> Yes	<input type="checkbox"/> No																																																																																																							
Rain Leaders Connected	<input type="checkbox"/> Yes	<input type="checkbox"/> No																																																																																																							
Trace Wire	<input type="checkbox"/> Yes	<input type="checkbox"/> No																																																																																																							
Sound Check	<input type="checkbox"/> Yes	<input type="checkbox"/> No																																																																																																							
<p>Curb Stop To: UP41 = 20.5m UP42 = 26.1m</p> <p>Corp Stop To: UP41 = 8.5m UP42 = 25.9m</p> <p>● UP41</p> <p>Stm End To: UP41 = 22.3m UP42 = 26.0m</p> <p>10.43m</p> <p>MHTIII</p> <p>MHSIII</p> <p>● UP42</p>	<p>PUBLIC</p> 	<p>PRIVATE</p> <p>51</p> <p>52</p> <p>53</p> <p>54</p> <p>SEE BACK FOR ADDITIONAL NOTES →</p>																																																																																																							


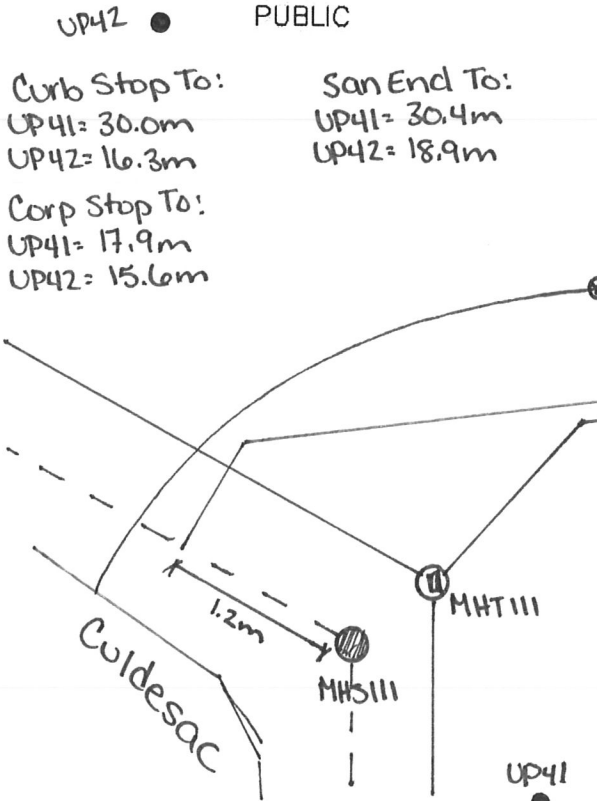
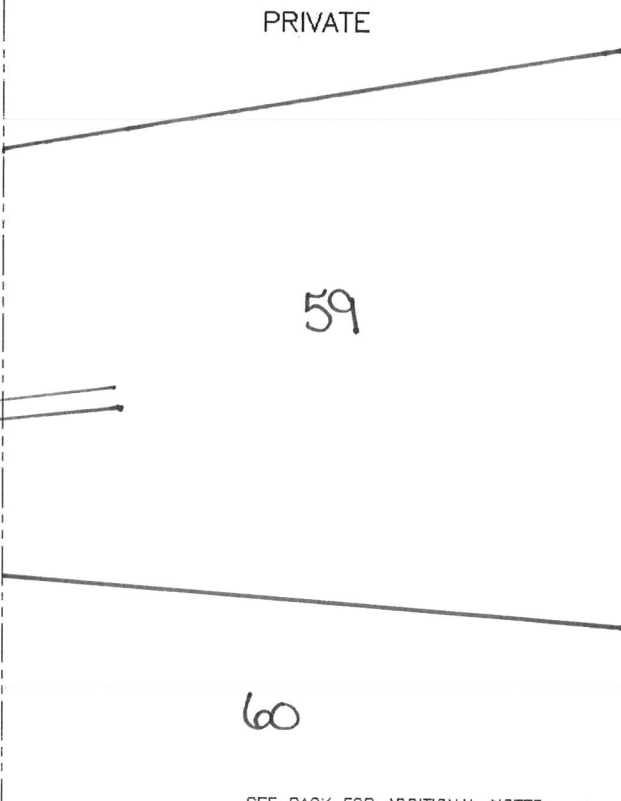
	HALIFAX WATER SERVICE LATERAL INFORMATION SHEET	Street <u>Sienna Court</u> Lot <u>54</u> Civic _____	SLID# _____																																																																		
<p>PUBLIC</p> <table border="1" style="width:100%; border-collapse: collapse;"> <thead> <tr> <th></th> <th>Water</th> <th>Sanitary</th> <th>Storm</th> </tr> </thead> <tbody> <tr> <td>LENGTH</td> <td>7.25m</td> <td>5.29m</td> <td>7.01m</td> </tr> <tr> <td>MATERIAL</td> <td>Polyethylene</td> <td>PVC DR28</td> <td>PVC DR35</td> </tr> <tr> <td>SIZE</td> <td>25mm</td> <td>125mm</td> <td>125mm</td> </tr> <tr> <td>COLOUR</td> <td>Blue</td> <td>White</td> <td>Green</td> </tr> <tr> <td>DEPTH @ MAIN</td> <td>1.9m</td> <td>3.6m</td> <td>3.7m</td> </tr> <tr> <td>DEPTH @ ST. LINE</td> <td>1.6m</td> <td>3.3m</td> <td>3.3m</td> </tr> <tr> <td>ELEV @ MAIN</td> <td>97.19</td> <td>95.46</td> <td>95.33</td> </tr> <tr> <td>ELEV @ ST. LINE</td> <td>97.57</td> <td>96.74</td> <td>96.74</td> </tr> <tr> <td>MAIN SIZE</td> <td>200mm</td> <td>250mm</td> <td>375mm</td> </tr> </tbody> </table> <p> Contractor <u>Dexter Construction</u> Inspected By <u>Trevor Carter - GENIVAR Inc.</u> Date <u>June 2011</u> Record Dwg. # <u>D09109 - 007 001</u> </p> <p> Insulation <input checked="" type="checkbox"/> Yes <input type="checkbox"/> No Rock <input type="checkbox"/> Yes <input type="checkbox"/> No Clay Plug <input type="checkbox"/> Yes <input type="checkbox"/> No Trace Wire <input checked="" type="checkbox"/> Yes <input type="checkbox"/> No Anode <input type="checkbox"/> Yes <input checked="" type="checkbox"/> No </p>		Water	Sanitary	Storm	LENGTH	7.25m	5.29m	7.01m	MATERIAL	Polyethylene	PVC DR28	PVC DR35	SIZE	25mm	125mm	125mm	COLOUR	Blue	White	Green	DEPTH @ MAIN	1.9m	3.6m	3.7m	DEPTH @ ST. LINE	1.6m	3.3m	3.3m	ELEV @ MAIN	97.19	95.46	95.33	ELEV @ ST. LINE	97.57	96.74	96.74	MAIN SIZE	200mm	250mm	375mm	<p>PRIVATE</p> <table border="1" style="width:100%; border-collapse: collapse;"> <thead> <tr> <th></th> <th>Water</th> <th>Sanitary</th> <th>Storm</th> </tr> </thead> <tbody> <tr><td>LENGTH</td><td></td><td></td><td></td></tr> <tr><td>MATERIAL</td><td></td><td></td><td></td></tr> <tr><td>SIZE</td><td></td><td></td><td></td></tr> <tr><td>COLOUR</td><td></td><td></td><td></td></tr> <tr><td>DEPTH @ ST. LINE</td><td></td><td></td><td></td></tr> <tr><td>DEPTH @ BLDG</td><td></td><td></td><td></td></tr> </tbody> </table> <p> Contractor _____ Inspected By _____ Date _____ </p> <p> Sanitary Type Pressurized <input type="checkbox"/> Gravity <input type="checkbox"/> Private Lift Station Info. Lift: <input type="checkbox"/> Distance <input type="checkbox"/> Insulation Yes <input type="checkbox"/> No <input type="checkbox"/> Rock Yes <input type="checkbox"/> No <input type="checkbox"/> Clay Plug Yes <input type="checkbox"/> No <input type="checkbox"/> Foundation Drain Connected Yes <input type="checkbox"/> No <input type="checkbox"/> Rain Leaders Connected Yes <input type="checkbox"/> No <input type="checkbox"/> Trace Wire Yes <input type="checkbox"/> No <input type="checkbox"/> Sound Check Yes <input type="checkbox"/> No <input type="checkbox"/> </p>		Water	Sanitary	Storm	LENGTH				MATERIAL				SIZE				COLOUR				DEPTH @ ST. LINE				DEPTH @ BLDG			
	Water	Sanitary	Storm																																																																		
LENGTH	7.25m	5.29m	7.01m																																																																		
MATERIAL	Polyethylene	PVC DR28	PVC DR35																																																																		
SIZE	25mm	125mm	125mm																																																																		
COLOUR	Blue	White	Green																																																																		
DEPTH @ MAIN	1.9m	3.6m	3.7m																																																																		
DEPTH @ ST. LINE	1.6m	3.3m	3.3m																																																																		
ELEV @ MAIN	97.19	95.46	95.33																																																																		
ELEV @ ST. LINE	97.57	96.74	96.74																																																																		
MAIN SIZE	200mm	250mm	375mm																																																																		
	Water	Sanitary	Storm																																																																		
LENGTH																																																																					
MATERIAL																																																																					
SIZE																																																																					
COLOUR																																																																					
DEPTH @ ST. LINE																																																																					
DEPTH @ BLDG																																																																					
<p>PUBLIC</p>  <p> Curb Stop To: UP41 = 30.6m UP42 = 18.3m 39.5m UP42 </p> <p> Corp Stop To: UP41 = 25.6m UP42 = 13.7m </p> <p> Stm End To: UP41 = 40.0m UP42 = 26.5m </p>	<p>PRIVATE</p> <p style="text-align: center;">Sienna Court CULDESAC</p> <p style="text-align: center; font-size: 2em;">54</p> <p style="text-align: right;">SEE BACK FOR ADDITIONAL NOTES →</p>																																																																				


	HALIFAX WATER SERVICE LATERAL INFORMATION SHEET	Street <u>Sienna Court</u> Lot <u>55</u> Civic _____	SLID# _____																																																																														
<table border="1" style="width:100%; border-collapse: collapse;"> <thead> <tr> <th></th> <th>Water</th> <th>Sanitary</th> <th>Storm</th> </tr> </thead> <tbody> <tr> <td>LENGTH</td> <td>9.25m</td> <td>4.87m</td> <td>3.68m</td> </tr> <tr> <td>MATERIAL</td> <td>Polyethylene</td> <td>PVC DR28</td> <td>PVC DR35</td> </tr> <tr> <td>SIZE</td> <td>25mm</td> <td>125mm</td> <td>125mm</td> </tr> <tr> <td>COLOUR</td> <td>Blue</td> <td>White</td> <td>Green</td> </tr> <tr> <td>DEPTH @ MAIN</td> <td>1.9m</td> <td>3.6m</td> <td>3.7m</td> </tr> <tr> <td>DEPTH @ ST. LINE</td> <td>1.7m</td> <td>3.1m</td> <td>3.2m</td> </tr> <tr> <td>ELEV @ MAIN</td> <td>97.24</td> <td>95.47</td> <td>95.36</td> </tr> <tr> <td>ELEV @ ST. LINE</td> <td>97.46</td> <td>96.25</td> <td>96.13</td> </tr> <tr> <td>MAIN SIZE</td> <td>200 mm</td> <td>250mm</td> <td>375mm</td> </tr> </tbody> </table> <p> Contractor <u>Dexter Construction</u> Inspected By <u>Trevor Carter - GENIVAR Inc.</u> Date <u>June 2011</u> Record Dwg. # <u>D09109-008 001</u> </p> <table style="width:100%;"> <tr> <td>Insulation <input checked="" type="checkbox"/> Yes <input type="checkbox"/> No</td> <td>Rock <input type="checkbox"/> Yes <input type="checkbox"/> No</td> <td>Clay Plug <input type="checkbox"/> Yes <input type="checkbox"/> No</td> <td>Trace Wire <input checked="" type="checkbox"/> Yes <input type="checkbox"/> No</td> <td>Anode <input type="checkbox"/> Yes <input checked="" type="checkbox"/> No</td> </tr> </table>		Water	Sanitary	Storm	LENGTH	9.25m	4.87m	3.68m	MATERIAL	Polyethylene	PVC DR28	PVC DR35	SIZE	25mm	125mm	125mm	COLOUR	Blue	White	Green	DEPTH @ MAIN	1.9m	3.6m	3.7m	DEPTH @ ST. LINE	1.7m	3.1m	3.2m	ELEV @ MAIN	97.24	95.47	95.36	ELEV @ ST. LINE	97.46	96.25	96.13	MAIN SIZE	200 mm	250mm	375mm	Insulation <input checked="" type="checkbox"/> Yes <input type="checkbox"/> No	Rock <input type="checkbox"/> Yes <input type="checkbox"/> No	Clay Plug <input type="checkbox"/> Yes <input type="checkbox"/> No	Trace Wire <input checked="" type="checkbox"/> Yes <input type="checkbox"/> No	Anode <input type="checkbox"/> Yes <input checked="" type="checkbox"/> No	<table border="1" style="width:100%; border-collapse: collapse;"> <thead> <tr> <th></th> <th>Water</th> <th>Sanitary</th> <th>Storm</th> </tr> </thead> <tbody> <tr> <td>LENGTH</td> <td></td> <td></td> <td></td> </tr> <tr> <td>MATERIAL</td> <td></td> <td></td> <td></td> </tr> <tr> <td>SIZE</td> <td></td> <td></td> <td></td> </tr> <tr> <td>COLOUR</td> <td></td> <td></td> <td></td> </tr> <tr> <td>DEPTH @ ST. LINE</td> <td></td> <td></td> <td></td> </tr> <tr> <td>DEPTH @ BLDG</td> <td></td> <td></td> <td></td> </tr> </tbody> </table> <p> Contractor _____ Inspected By _____ Date _____ </p> <p> Sanitary Type Pressurized <input type="checkbox"/> Gravity <input type="checkbox"/> Private Lift Lift: <input type="checkbox"/> Distance <input type="checkbox"/> Station Info. </p> <table style="width:100%;"> <tr> <td>Insulation <input type="checkbox"/> Yes <input type="checkbox"/> No</td> <td>Rock <input type="checkbox"/> Yes <input type="checkbox"/> No</td> <td>Clay Plug <input type="checkbox"/> Yes <input type="checkbox"/> No</td> <td>Foundation Drain Connected <input type="checkbox"/> Yes <input type="checkbox"/> No</td> <td>Rain Leaders Connected <input type="checkbox"/> Yes <input type="checkbox"/> No</td> <td>Trace Wire <input type="checkbox"/> Yes <input type="checkbox"/> No</td> <td>Sound Check <input type="checkbox"/> Yes <input type="checkbox"/> No</td> </tr> </table>		Water	Sanitary	Storm	LENGTH				MATERIAL				SIZE				COLOUR				DEPTH @ ST. LINE				DEPTH @ BLDG				Insulation <input type="checkbox"/> Yes <input type="checkbox"/> No	Rock <input type="checkbox"/> Yes <input type="checkbox"/> No	Clay Plug <input type="checkbox"/> Yes <input type="checkbox"/> No	Foundation Drain Connected <input type="checkbox"/> Yes <input type="checkbox"/> No	Rain Leaders Connected <input type="checkbox"/> Yes <input type="checkbox"/> No	Trace Wire <input type="checkbox"/> Yes <input type="checkbox"/> No	Sound Check <input type="checkbox"/> Yes <input type="checkbox"/> No
	Water	Sanitary	Storm																																																																														
LENGTH	9.25m	4.87m	3.68m																																																																														
MATERIAL	Polyethylene	PVC DR28	PVC DR35																																																																														
SIZE	25mm	125mm	125mm																																																																														
COLOUR	Blue	White	Green																																																																														
DEPTH @ MAIN	1.9m	3.6m	3.7m																																																																														
DEPTH @ ST. LINE	1.7m	3.1m	3.2m																																																																														
ELEV @ MAIN	97.24	95.47	95.36																																																																														
ELEV @ ST. LINE	97.46	96.25	96.13																																																																														
MAIN SIZE	200 mm	250mm	375mm																																																																														
Insulation <input checked="" type="checkbox"/> Yes <input type="checkbox"/> No	Rock <input type="checkbox"/> Yes <input type="checkbox"/> No	Clay Plug <input type="checkbox"/> Yes <input type="checkbox"/> No	Trace Wire <input checked="" type="checkbox"/> Yes <input type="checkbox"/> No	Anode <input type="checkbox"/> Yes <input checked="" type="checkbox"/> No																																																																													
	Water	Sanitary	Storm																																																																														
LENGTH																																																																																	
MATERIAL																																																																																	
SIZE																																																																																	
COLOUR																																																																																	
DEPTH @ ST. LINE																																																																																	
DEPTH @ BLDG																																																																																	
Insulation <input type="checkbox"/> Yes <input type="checkbox"/> No	Rock <input type="checkbox"/> Yes <input type="checkbox"/> No	Clay Plug <input type="checkbox"/> Yes <input type="checkbox"/> No	Foundation Drain Connected <input type="checkbox"/> Yes <input type="checkbox"/> No	Rain Leaders Connected <input type="checkbox"/> Yes <input type="checkbox"/> No	Trace Wire <input type="checkbox"/> Yes <input type="checkbox"/> No	Sound Check <input type="checkbox"/> Yes <input type="checkbox"/> No																																																																											
<p style="text-align: center;">PUBLIC</p> <p> Curb Stop To: UP41 = 34.0m UP42 = 13.3m Corp Stop To: UP41 = 24.9m UP42 = 13.0m San End To: UP41 = 42.3m UP42 = 20.3m </p> 	<p style="text-align: center;">PRIVATE</p>  <p style="text-align: center;">Sienna Court Culdesac</p> <p style="text-align: right;">SEE BACK FOR ADDITIONAL NOTES →</p>																																																																																

HALIFAX WATER SERVICE LATERAL INFORMATION SHEET		Street <u>Sienna Court</u> Lot <u>56</u> Civic _____																																																																															
		SLID# _____																																																																															
<table border="1" style="width:100%; border-collapse: collapse;"> <thead> <tr> <th></th> <th>Water</th> <th>Sanitary</th> <th>Storm</th> </tr> </thead> <tbody> <tr> <td>LENGTH</td> <td>16.39m</td> <td>15.0m</td> <td>13.33m</td> </tr> <tr> <td>MATERIAL</td> <td>Polyethylene</td> <td>PVC DR28</td> <td>PVC DR35</td> </tr> <tr> <td>SIZE</td> <td>25mm</td> <td>125mm</td> <td>125mm</td> </tr> <tr> <td>COLOUR</td> <td>Blue</td> <td>White</td> <td>Green</td> </tr> <tr> <td>DEPTH @ MAIN</td> <td>1.7m</td> <td>3.3m</td> <td>3.4m</td> </tr> <tr> <td>DEPTH @ ST. LINE</td> <td>1.8m</td> <td>3.0m</td> <td>3.0m</td> </tr> <tr> <td>ELEV @ MAIN</td> <td>97.30</td> <td>95.75</td> <td>95.61</td> </tr> <tr> <td>ELEV @ ST. LINE</td> <td>97.46</td> <td>96.28</td> <td>96.28</td> </tr> <tr> <td>MAIN SIZE</td> <td>200mm</td> <td>250mm</td> <td>375mm</td> </tr> </tbody> </table> <p>Contractor <u>Dexter Construction</u> Inspected By <u>Trevor Carter - GENIVAR Inc.</u> Date <u>June 2011</u> Record Dwg. # <u>D09109-008 001</u></p> <table style="width:100%;"> <tr> <td>Insulation <input checked="" type="checkbox"/> Yes <input type="checkbox"/> No</td> <td>Rock <input type="checkbox"/> Yes <input type="checkbox"/> No</td> <td>Clay Plug <input type="checkbox"/> Yes <input type="checkbox"/> No</td> <td>Trace Wire <input checked="" type="checkbox"/> Yes <input type="checkbox"/> No</td> <td>Anode <input type="checkbox"/> Yes <input checked="" type="checkbox"/> No</td> </tr> </table>		Water	Sanitary	Storm	LENGTH	16.39m	15.0m	13.33m	MATERIAL	Polyethylene	PVC DR28	PVC DR35	SIZE	25mm	125mm	125mm	COLOUR	Blue	White	Green	DEPTH @ MAIN	1.7m	3.3m	3.4m	DEPTH @ ST. LINE	1.8m	3.0m	3.0m	ELEV @ MAIN	97.30	95.75	95.61	ELEV @ ST. LINE	97.46	96.28	96.28	MAIN SIZE	200mm	250mm	375mm	Insulation <input checked="" type="checkbox"/> Yes <input type="checkbox"/> No	Rock <input type="checkbox"/> Yes <input type="checkbox"/> No	Clay Plug <input type="checkbox"/> Yes <input type="checkbox"/> No	Trace Wire <input checked="" type="checkbox"/> Yes <input type="checkbox"/> No	Anode <input type="checkbox"/> Yes <input checked="" type="checkbox"/> No	<table border="1" style="width:100%; border-collapse: collapse;"> <thead> <tr> <th></th> <th>Water</th> <th>Sanitary</th> <th>Storm</th> </tr> </thead> <tbody> <tr> <td>LENGTH</td> <td></td> <td></td> <td></td> </tr> <tr> <td>MATERIAL</td> <td></td> <td></td> <td></td> </tr> <tr> <td>SIZE</td> <td></td> <td></td> <td></td> </tr> <tr> <td>COLOUR</td> <td></td> <td></td> <td></td> </tr> <tr> <td>DEPTH @ ST. LINE</td> <td></td> <td></td> <td></td> </tr> <tr> <td>DEPTH @ BLDG</td> <td></td> <td></td> <td></td> </tr> </tbody> </table> <p>Contractor _____ Inspected By _____ Date _____</p> <p>Sanitary Type: Pressurized <input type="checkbox"/> Gravity <input type="checkbox"/> Private Lift Station Info: Lift: <input type="checkbox"/> Distance <input type="checkbox"/></p> <table style="width:100%;"> <tr> <td>Insulation <input type="checkbox"/> Yes <input type="checkbox"/> No</td> <td>Rock <input type="checkbox"/> Yes <input type="checkbox"/> No</td> <td>Clay Plug <input type="checkbox"/> Yes <input type="checkbox"/> No</td> <td>Foundation Drain Connected <input type="checkbox"/> Yes <input type="checkbox"/> No</td> <td>Rain Leaders Connected <input type="checkbox"/> Yes <input type="checkbox"/> No</td> <td>Trace Wire <input type="checkbox"/> Yes <input type="checkbox"/> No</td> <td>Sound Check <input type="checkbox"/> Yes <input type="checkbox"/> No</td> </tr> </table>		Water	Sanitary	Storm	LENGTH				MATERIAL				SIZE				COLOUR				DEPTH @ ST. LINE				DEPTH @ BLDG				Insulation <input type="checkbox"/> Yes <input type="checkbox"/> No	Rock <input type="checkbox"/> Yes <input type="checkbox"/> No	Clay Plug <input type="checkbox"/> Yes <input type="checkbox"/> No	Foundation Drain Connected <input type="checkbox"/> Yes <input type="checkbox"/> No	Rain Leaders Connected <input type="checkbox"/> Yes <input type="checkbox"/> No	Trace Wire <input type="checkbox"/> Yes <input type="checkbox"/> No	Sound Check <input type="checkbox"/> Yes <input type="checkbox"/> No
	Water	Sanitary	Storm																																																																														
LENGTH	16.39m	15.0m	13.33m																																																																														
MATERIAL	Polyethylene	PVC DR28	PVC DR35																																																																														
SIZE	25mm	125mm	125mm																																																																														
COLOUR	Blue	White	Green																																																																														
DEPTH @ MAIN	1.7m	3.3m	3.4m																																																																														
DEPTH @ ST. LINE	1.8m	3.0m	3.0m																																																																														
ELEV @ MAIN	97.30	95.75	95.61																																																																														
ELEV @ ST. LINE	97.46	96.28	96.28																																																																														
MAIN SIZE	200mm	250mm	375mm																																																																														
Insulation <input checked="" type="checkbox"/> Yes <input type="checkbox"/> No	Rock <input type="checkbox"/> Yes <input type="checkbox"/> No	Clay Plug <input type="checkbox"/> Yes <input type="checkbox"/> No	Trace Wire <input checked="" type="checkbox"/> Yes <input type="checkbox"/> No	Anode <input type="checkbox"/> Yes <input checked="" type="checkbox"/> No																																																																													
	Water	Sanitary	Storm																																																																														
LENGTH																																																																																	
MATERIAL																																																																																	
SIZE																																																																																	
COLOUR																																																																																	
DEPTH @ ST. LINE																																																																																	
DEPTH @ BLDG																																																																																	
Insulation <input type="checkbox"/> Yes <input type="checkbox"/> No	Rock <input type="checkbox"/> Yes <input type="checkbox"/> No	Clay Plug <input type="checkbox"/> Yes <input type="checkbox"/> No	Foundation Drain Connected <input type="checkbox"/> Yes <input type="checkbox"/> No	Rain Leaders Connected <input type="checkbox"/> Yes <input type="checkbox"/> No	Trace Wire <input type="checkbox"/> Yes <input type="checkbox"/> No	Sound Check <input type="checkbox"/> Yes <input type="checkbox"/> No																																																																											
<p> PUBLIC Curb Stop To: UP41 = 37.1m UP42 = 4.1m Corp Stop To: UP41 = 23.2m UP42 = 13.0m San End To: UP41 = 38.2m UP42 = 6.0m </p> <p>Sienna Court Cudesac</p>		<p style="text-align: center;">PRIVATE</p> <p style="text-align: center;">SEE BACK FOR ADDITIONAL NOTES →</p>																																																																															


HALIFAX WATER SERVICE LATERAL INFORMATION SHEET		Street <u>Sienna Court</u> Lot <u>57</u> Civic _____																																																																			
		SLID# _____																																																																			
<p>PUBLIC</p> <table border="1" style="width:100%; border-collapse: collapse;"> <thead> <tr> <th></th> <th>Water</th> <th>Sanitary</th> <th>Storm</th> </tr> </thead> <tbody> <tr> <td>LENGTH</td> <td>17.87m</td> <td>17.34m</td> <td>16.18m</td> </tr> <tr> <td>MATERIAL</td> <td>Polyethylene</td> <td>PVC DR28</td> <td>PVC DR35</td> </tr> <tr> <td>SIZE</td> <td>25mm</td> <td>125mm</td> <td>125mm</td> </tr> <tr> <td>COLOUR</td> <td>Blue</td> <td>White</td> <td>Green</td> </tr> <tr> <td>DEPTH @ MAIN</td> <td>1.8m</td> <td>3.3m</td> <td>3.4m</td> </tr> <tr> <td>DEPTH @ ST. LINE</td> <td>1.8m</td> <td>2.8m</td> <td>2.9m</td> </tr> <tr> <td>ELEV @ MAIN</td> <td>97.26</td> <td>95.78</td> <td>95.67</td> </tr> <tr> <td>ELEV @ ST. LINE</td> <td>97.48</td> <td>96.49</td> <td>96.45</td> </tr> <tr> <td>MAIN SIZE</td> <td>200mm</td> <td>250mm</td> <td>375mm</td> </tr> </tbody> </table> <p>Contractor <u>Dexter Construction</u> Inspected By <u>Trevor Carter - GENIVAR Inc.</u> Date <u>June 2011</u> Record Dwg. # <u>D09109-008 001</u></p> <p> Insulation <input checked="" type="checkbox"/> Yes <input type="checkbox"/> No Rock <input type="checkbox"/> Yes <input type="checkbox"/> No Clay Plug <input type="checkbox"/> Yes <input type="checkbox"/> No Trace Wire <input checked="" type="checkbox"/> Yes <input type="checkbox"/> No Anode <input type="checkbox"/> Yes <input checked="" type="checkbox"/> No </p>		Water	Sanitary	Storm	LENGTH	17.87m	17.34m	16.18m	MATERIAL	Polyethylene	PVC DR28	PVC DR35	SIZE	25mm	125mm	125mm	COLOUR	Blue	White	Green	DEPTH @ MAIN	1.8m	3.3m	3.4m	DEPTH @ ST. LINE	1.8m	2.8m	2.9m	ELEV @ MAIN	97.26	95.78	95.67	ELEV @ ST. LINE	97.48	96.49	96.45	MAIN SIZE	200mm	250mm	375mm	<p>PRIVATE</p> <table border="1" style="width:100%; border-collapse: collapse;"> <thead> <tr> <th></th> <th>Water</th> <th>Sanitary</th> <th>Storm</th> </tr> </thead> <tbody> <tr><td>LENGTH</td><td></td><td></td><td></td></tr> <tr><td>MATERIAL</td><td></td><td></td><td></td></tr> <tr><td>SIZE</td><td></td><td></td><td></td></tr> <tr><td>COLOUR</td><td></td><td></td><td></td></tr> <tr><td>DEPTH @ ST. LINE</td><td></td><td></td><td></td></tr> <tr><td>DEPTH @ BLDG</td><td></td><td></td><td></td></tr> </tbody> </table> <p>Contractor _____ Inspected By _____ Date _____</p> <p>Sanitary Type. Pressurized <input type="checkbox"/> Gravity <input type="checkbox"/> Private Lift Station Info. Lift: <input type="checkbox"/> Distance <input type="checkbox"/></p> <p> Insulation <input type="checkbox"/> Yes <input type="checkbox"/> No Rock <input type="checkbox"/> Yes <input type="checkbox"/> No Clay Plug <input type="checkbox"/> Yes <input type="checkbox"/> No Foundation Drain Connected <input type="checkbox"/> Yes <input type="checkbox"/> No Rain Leaders Connected <input type="checkbox"/> Yes <input type="checkbox"/> No Trace Wire <input type="checkbox"/> Yes <input type="checkbox"/> No Sound Check <input type="checkbox"/> Yes <input type="checkbox"/> No </p>		Water	Sanitary	Storm	LENGTH				MATERIAL				SIZE				COLOUR				DEPTH @ ST. LINE				DEPTH @ BLDG			
	Water	Sanitary	Storm																																																																		
LENGTH	17.87m	17.34m	16.18m																																																																		
MATERIAL	Polyethylene	PVC DR28	PVC DR35																																																																		
SIZE	25mm	125mm	125mm																																																																		
COLOUR	Blue	White	Green																																																																		
DEPTH @ MAIN	1.8m	3.3m	3.4m																																																																		
DEPTH @ ST. LINE	1.8m	2.8m	2.9m																																																																		
ELEV @ MAIN	97.26	95.78	95.67																																																																		
ELEV @ ST. LINE	97.48	96.49	96.45																																																																		
MAIN SIZE	200mm	250mm	375mm																																																																		
	Water	Sanitary	Storm																																																																		
LENGTH																																																																					
MATERIAL																																																																					
SIZE																																																																					
COLOUR																																																																					
DEPTH @ ST. LINE																																																																					
DEPTH @ BLDG																																																																					
<p>PUBLIC</p> <p>Curb Stop To: UP41 = 34.8m UP42 = 7.3m</p> <p>Corp stop To: UP41 = 21.5m UP42 = 13.3m</p> <p>San End To: UP41 = 37.0m UP42 = 6.3m</p> <p>6.14m Sanitary Storm</p> <p>MHSIII MHTIII</p> <p>UP41 Sienna Court Culdesac</p>		<p>PRIVATE</p> <p>57</p> <p>58</p> <p>59</p> <p>SEE BACK FOR ADDITIONAL NOTES →</p>																																																																			


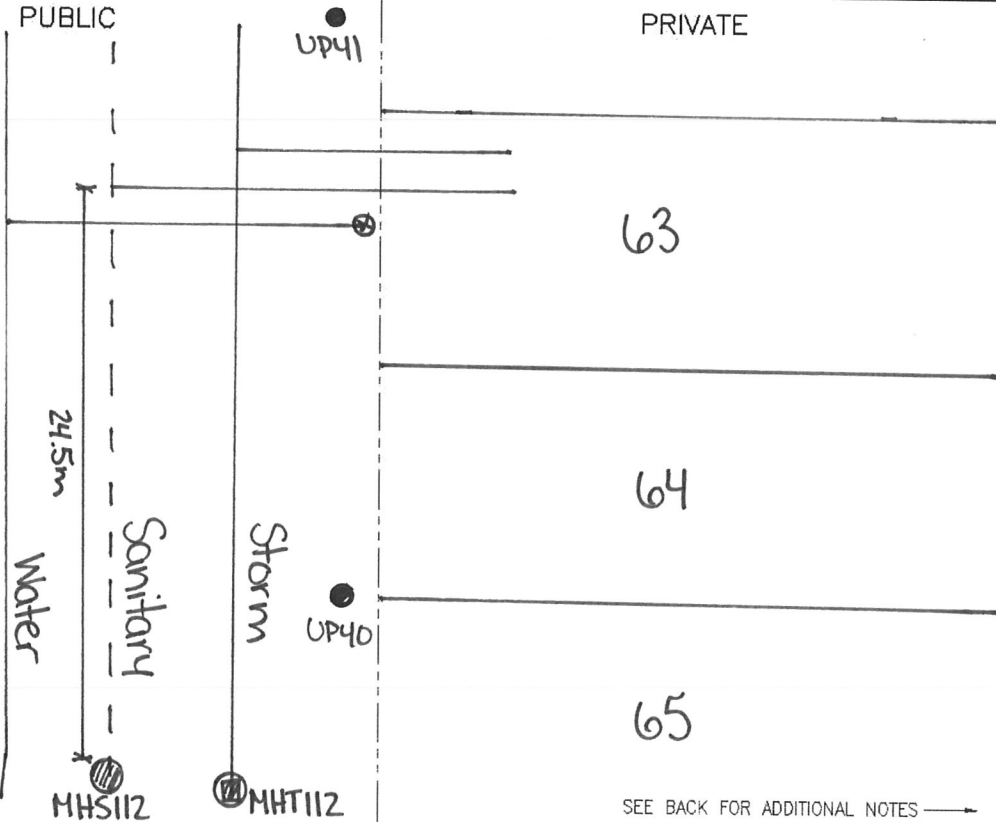
	HALIFAX WATER SERVICE LATERAL INFORMATION SHEET	Street <u>Sienna Court</u> Lot <u>58</u> Civic _____	SLID# _____																																																																		
<p>PUBLIC</p> <table border="1" style="width:100%; border-collapse: collapse;"> <thead> <tr> <th></th> <th>Water</th> <th>Sanitary</th> <th>Storm</th> </tr> </thead> <tbody> <tr> <td>LENGTH</td> <td>17.88m</td> <td>18.56m</td> <td>17.33m</td> </tr> <tr> <td>MATERIAL</td> <td>Polyethylene</td> <td>PVC DR28</td> <td>PVC DR35</td> </tr> <tr> <td>SIZE</td> <td>25mm</td> <td>125mm</td> <td>125mm</td> </tr> <tr> <td>COLOUR</td> <td>Blue</td> <td>White</td> <td>Green</td> </tr> <tr> <td>DEPTH @ MAIN</td> <td>1.9m</td> <td>3.3m</td> <td>3.4m</td> </tr> <tr> <td>DEPTH @ ST. LINE</td> <td>1.7m</td> <td>2.7m</td> <td>2.7m</td> </tr> <tr> <td>ELEV @ MAIN</td> <td>97.24</td> <td>95.81</td> <td>95.68</td> </tr> <tr> <td>ELEV @ ST. LINE</td> <td>97.51</td> <td>96.57</td> <td>96.55</td> </tr> <tr> <td>MAIN SIZE</td> <td>200mm</td> <td>250mm</td> <td>375mm</td> </tr> </tbody> </table> <p>Contractor <u>Dexter Construction</u> Inspected By <u>Trevor Carter - GENIVAR Inc.</u> Date <u>June 2011</u> Record Dwg. # <u>09109-008 001</u></p> <p> <input checked="" type="checkbox"/> Insulation Yes <input type="checkbox"/> No <input type="checkbox"/> Rock Yes <input type="checkbox"/> No <input type="checkbox"/> Clay Plug Yes <input type="checkbox"/> No <input checked="" type="checkbox"/> Trace Wire Yes <input type="checkbox"/> No <input type="checkbox"/> Anode Yes <input checked="" type="checkbox"/> No </p>		Water	Sanitary	Storm	LENGTH	17.88m	18.56m	17.33m	MATERIAL	Polyethylene	PVC DR28	PVC DR35	SIZE	25mm	125mm	125mm	COLOUR	Blue	White	Green	DEPTH @ MAIN	1.9m	3.3m	3.4m	DEPTH @ ST. LINE	1.7m	2.7m	2.7m	ELEV @ MAIN	97.24	95.81	95.68	ELEV @ ST. LINE	97.51	96.57	96.55	MAIN SIZE	200mm	250mm	375mm	<p>PRIVATE</p> <table border="1" style="width:100%; border-collapse: collapse;"> <thead> <tr> <th></th> <th>Water</th> <th>Sanitary</th> <th>Storm</th> </tr> </thead> <tbody> <tr> <td>LENGTH</td> <td></td> <td></td> <td></td> </tr> <tr> <td>MATERIAL</td> <td></td> <td></td> <td></td> </tr> <tr> <td>SIZE</td> <td></td> <td></td> <td></td> </tr> <tr> <td>COLOUR</td> <td></td> <td></td> <td></td> </tr> <tr> <td>DEPTH @ ST. LINE</td> <td></td> <td></td> <td></td> </tr> <tr> <td>DEPTH @ BLDG</td> <td></td> <td></td> <td></td> </tr> </tbody> </table> <p> Contractor _____ Inspected By _____ Date _____ </p> <p> Sanitary Type: Pressurized <input type="checkbox"/> <input type="checkbox"/> Gravity Private Lift: Lift: <input type="checkbox"/> <input type="checkbox"/> Distance </p> <p> Insulation: <input type="checkbox"/> Yes <input type="checkbox"/> No Rock: <input type="checkbox"/> Yes <input type="checkbox"/> No Clay Plug: <input type="checkbox"/> Yes <input type="checkbox"/> No Foundation Drain Connected: <input type="checkbox"/> Yes <input type="checkbox"/> No Rain Leaders Connected: <input type="checkbox"/> Yes <input type="checkbox"/> No Trace Wire: <input type="checkbox"/> Yes <input type="checkbox"/> No Sound Check: <input type="checkbox"/> Yes <input type="checkbox"/> No </p>		Water	Sanitary	Storm	LENGTH				MATERIAL				SIZE				COLOUR				DEPTH @ ST. LINE				DEPTH @ BLDG			
	Water	Sanitary	Storm																																																																		
LENGTH	17.88m	18.56m	17.33m																																																																		
MATERIAL	Polyethylene	PVC DR28	PVC DR35																																																																		
SIZE	25mm	125mm	125mm																																																																		
COLOUR	Blue	White	Green																																																																		
DEPTH @ MAIN	1.9m	3.3m	3.4m																																																																		
DEPTH @ ST. LINE	1.7m	2.7m	2.7m																																																																		
ELEV @ MAIN	97.24	95.81	95.68																																																																		
ELEV @ ST. LINE	97.51	96.57	96.55																																																																		
MAIN SIZE	200mm	250mm	375mm																																																																		
	Water	Sanitary	Storm																																																																		
LENGTH																																																																					
MATERIAL																																																																					
SIZE																																																																					
COLOUR																																																																					
DEPTH @ ST. LINE																																																																					
DEPTH @ BLDG																																																																					
<p>PUBLIC</p> <p> Curb Stop To: UP41 = 34.2m UP42 = 8.9m Corp Stop To: UP41 = 20.8m UP42 = 13.6m Stm End To: UP41 = 35.4m UP42 = 11.2m </p>  <p style="text-align: center;">Sienna Court Culdesac</p>	<p>PRIVATE</p>  <p style="text-align: center;">SEE BACK FOR ADDITIONAL NOTES →</p>																																																																				

	HALIFAX WATER SERVICE LATERAL INFORMATION SHEET	Street <u>Sienna Court</u> Lot <u>59</u> Civic _____	SLID# _____																																																																		
<p>PUBLIC</p> <table border="1" style="width:100%; border-collapse: collapse;"> <thead> <tr> <th></th> <th>Water</th> <th>Sanitary</th> <th>Storm</th> </tr> </thead> <tbody> <tr> <td>LENGTH</td> <td>18.3m</td> <td>18.0m</td> <td>14.55m</td> </tr> <tr> <td>MATERIAL</td> <td>Polyethylene</td> <td>PVC DR28</td> <td>PVC DR35</td> </tr> <tr> <td>SIZE</td> <td>25mm</td> <td>125mm</td> <td>125mm</td> </tr> <tr> <td>COLOUR</td> <td>Blue</td> <td>White</td> <td>Green</td> </tr> <tr> <td>DEPTH @ MAIN</td> <td>1.9m</td> <td>3.3m</td> <td>3.4m</td> </tr> <tr> <td>DEPTH @ ST. LINE</td> <td>1.7m</td> <td>2.9m</td> <td>2.9m</td> </tr> <tr> <td>ELEV @ MAIN</td> <td>97.28</td> <td>95.85</td> <td>95.72</td> </tr> <tr> <td>ELEV @ ST. LINE</td> <td>97.55</td> <td>96.48</td> <td>96.52</td> </tr> <tr> <td>MAIN SIZE</td> <td>200mm</td> <td>250mm</td> <td>375mm</td> </tr> </tbody> </table> <p>Contractor <u>Dexter Construction</u> Inspected By <u>Trevor Carter - GENIVAR Inc.</u> Date <u>June 2011</u> Record Dwg. # <u>DR9109-008.001</u></p> <p> <input checked="" type="checkbox"/> Insulation Yes <input type="checkbox"/> No <input type="checkbox"/> Rock Yes <input type="checkbox"/> No <input type="checkbox"/> Clay Plug Yes <input type="checkbox"/> No <input checked="" type="checkbox"/> Trace Wire Yes <input type="checkbox"/> No <input type="checkbox"/> Anode Yes <input checked="" type="checkbox"/> No </p>		Water	Sanitary	Storm	LENGTH	18.3m	18.0m	14.55m	MATERIAL	Polyethylene	PVC DR28	PVC DR35	SIZE	25mm	125mm	125mm	COLOUR	Blue	White	Green	DEPTH @ MAIN	1.9m	3.3m	3.4m	DEPTH @ ST. LINE	1.7m	2.9m	2.9m	ELEV @ MAIN	97.28	95.85	95.72	ELEV @ ST. LINE	97.55	96.48	96.52	MAIN SIZE	200mm	250mm	375mm	<p>PRIVATE</p> <table border="1" style="width:100%; border-collapse: collapse;"> <thead> <tr> <th></th> <th>Water</th> <th>Sanitary</th> <th>Storm</th> </tr> </thead> <tbody> <tr><td>LENGTH</td><td></td><td></td><td></td></tr> <tr><td>MATERIAL</td><td></td><td></td><td></td></tr> <tr><td>SIZE</td><td></td><td></td><td></td></tr> <tr><td>COLOUR</td><td></td><td></td><td></td></tr> <tr><td>DEPTH @ ST. LINE</td><td></td><td></td><td></td></tr> <tr><td>DEPTH @ BLDG</td><td></td><td></td><td></td></tr> </tbody> </table> <p> Contractor _____ Inspected By _____ Date _____ </p> <p> Sanitary Type: Pressurized <input type="checkbox"/> Gravity <input type="checkbox"/> Private Lift Station Info: Lift: <input type="checkbox"/> Distance <input type="checkbox"/> </p> <p> Insulation: <input type="checkbox"/> Yes <input type="checkbox"/> No Rock: <input type="checkbox"/> Yes <input type="checkbox"/> No Clay Plug: <input type="checkbox"/> Yes <input type="checkbox"/> No Foundation Drain Connected: <input type="checkbox"/> Yes <input type="checkbox"/> No Rain Leaders Connected: <input type="checkbox"/> Yes <input type="checkbox"/> No Trace Wire: <input type="checkbox"/> Yes <input type="checkbox"/> No Sound Check: <input type="checkbox"/> Yes <input type="checkbox"/> No </p>		Water	Sanitary	Storm	LENGTH				MATERIAL				SIZE				COLOUR				DEPTH @ ST. LINE				DEPTH @ BLDG			
	Water	Sanitary	Storm																																																																		
LENGTH	18.3m	18.0m	14.55m																																																																		
MATERIAL	Polyethylene	PVC DR28	PVC DR35																																																																		
SIZE	25mm	125mm	125mm																																																																		
COLOUR	Blue	White	Green																																																																		
DEPTH @ MAIN	1.9m	3.3m	3.4m																																																																		
DEPTH @ ST. LINE	1.7m	2.9m	2.9m																																																																		
ELEV @ MAIN	97.28	95.85	95.72																																																																		
ELEV @ ST. LINE	97.55	96.48	96.52																																																																		
MAIN SIZE	200mm	250mm	375mm																																																																		
	Water	Sanitary	Storm																																																																		
LENGTH																																																																					
MATERIAL																																																																					
SIZE																																																																					
COLOUR																																																																					
DEPTH @ ST. LINE																																																																					
DEPTH @ BLDG																																																																					
<p>UP42 ● PUBLIC</p> <p> Curb Stop To: UP41 = 30.0m UP42 = 16.3m Corp Stop To: UP41 = 17.9m UP42 = 15.6m </p> <p> San End To: UP41 = 30.4m UP42 = 18.9m </p> 	<p>PRIVATE</p>  <p style="text-align: right;">SEE BACK FOR ADDITIONAL NOTES →</p>																																																																				


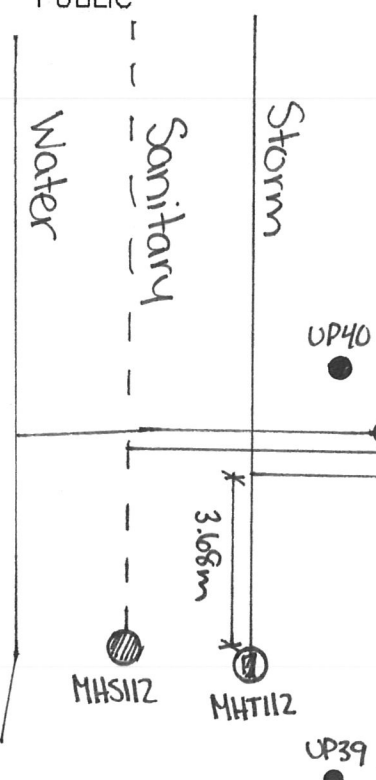
	HALIFAX WATER SERVICE LATERAL INFORMATION SHEET	Street <u>Sienna Court</u> Lot <u>60</u> Civic _____	SID# _____																																																																		
<p>PUBLIC</p> <table border="1" style="width:100%; border-collapse: collapse;"> <thead> <tr> <th></th> <th>Water</th> <th>Sanitary</th> <th>Storm</th> </tr> </thead> <tbody> <tr> <td>LENGTH</td> <td>15.27m</td> <td>15.80m</td> <td>13.60m</td> </tr> <tr> <td>MATERIAL</td> <td>Polyethylene</td> <td>PVC DR28</td> <td>PVC DR35</td> </tr> <tr> <td>SIZE</td> <td>25mm</td> <td>125mm</td> <td>125mm</td> </tr> <tr> <td>COLOUR</td> <td>Blue</td> <td>White</td> <td>Green</td> </tr> <tr> <td>DEPTH @ MAIN</td> <td>1.9m</td> <td>3.2m</td> <td>3.5m</td> </tr> <tr> <td>DEPTH @ ST. LINE</td> <td>1.7m</td> <td>2.7m</td> <td>2.7m</td> </tr> <tr> <td>ELEV @ MAIN</td> <td>97.29</td> <td>95.96</td> <td>95.70</td> </tr> <tr> <td>ELEV @ ST. LINE</td> <td>97.70</td> <td>96.71</td> <td>96.69</td> </tr> <tr> <td>MAIN SIZE</td> <td>200mm</td> <td>200mm</td> <td>375mm</td> </tr> </tbody> </table> <p>Contractor <u>Dexter Construction</u> Inspected By <u>Trevor Carter - GENIVAR Inc.</u> Date <u>May 2011</u> Record Dwg. # <u>D09109-007.001</u></p> <p> <input checked="" type="checkbox"/> Insulation Yes <input type="checkbox"/> No <input type="checkbox"/> Rock Yes <input type="checkbox"/> No <input type="checkbox"/> Clay Plug Yes <input type="checkbox"/> No <input checked="" type="checkbox"/> Trace Wire Yes <input type="checkbox"/> No <input type="checkbox"/> Anode Yes <input checked="" type="checkbox"/> No </p>		Water	Sanitary	Storm	LENGTH	15.27m	15.80m	13.60m	MATERIAL	Polyethylene	PVC DR28	PVC DR35	SIZE	25mm	125mm	125mm	COLOUR	Blue	White	Green	DEPTH @ MAIN	1.9m	3.2m	3.5m	DEPTH @ ST. LINE	1.7m	2.7m	2.7m	ELEV @ MAIN	97.29	95.96	95.70	ELEV @ ST. LINE	97.70	96.71	96.69	MAIN SIZE	200mm	200mm	375mm	<p>PRIVATE</p> <table border="1" style="width:100%; border-collapse: collapse;"> <thead> <tr> <th></th> <th>Water</th> <th>Sanitary</th> <th>Storm</th> </tr> </thead> <tbody> <tr><td>LENGTH</td><td></td><td></td><td></td></tr> <tr><td>MATERIAL</td><td></td><td></td><td></td></tr> <tr><td>SIZE</td><td></td><td></td><td></td></tr> <tr><td>COLOUR</td><td></td><td></td><td></td></tr> <tr><td>DEPTH @ ST. LINE</td><td></td><td></td><td></td></tr> <tr><td>DEPTH @ BLDG</td><td></td><td></td><td></td></tr> </tbody> </table> <p> Contractor _____ Inspected By _____ Date _____ </p> <p> Sanitary Type Pressurized <input type="checkbox"/> Gravity <input type="checkbox"/> Private Lift Lift: <input type="checkbox"/> Distance <input type="checkbox"/> Station Info. </p> <p> Insulation <input type="checkbox"/> Yes <input type="checkbox"/> No Rock <input type="checkbox"/> Yes <input type="checkbox"/> No Clay Plug <input type="checkbox"/> Yes <input type="checkbox"/> No Foundation Drain Connected <input type="checkbox"/> Yes <input type="checkbox"/> No Rain Leaders Connected <input type="checkbox"/> Yes <input type="checkbox"/> No Trace Wire <input type="checkbox"/> Yes <input type="checkbox"/> No Sound Check <input type="checkbox"/> Yes <input type="checkbox"/> No </p>		Water	Sanitary	Storm	LENGTH				MATERIAL				SIZE				COLOUR				DEPTH @ ST. LINE				DEPTH @ BLDG			
	Water	Sanitary	Storm																																																																		
LENGTH	15.27m	15.80m	13.60m																																																																		
MATERIAL	Polyethylene	PVC DR28	PVC DR35																																																																		
SIZE	25mm	125mm	125mm																																																																		
COLOUR	Blue	White	Green																																																																		
DEPTH @ MAIN	1.9m	3.2m	3.5m																																																																		
DEPTH @ ST. LINE	1.7m	2.7m	2.7m																																																																		
ELEV @ MAIN	97.29	95.96	95.70																																																																		
ELEV @ ST. LINE	97.70	96.71	96.69																																																																		
MAIN SIZE	200mm	200mm	375mm																																																																		
	Water	Sanitary	Storm																																																																		
LENGTH																																																																					
MATERIAL																																																																					
SIZE																																																																					
COLOUR																																																																					
DEPTH @ ST. LINE																																																																					
DEPTH @ BLDG																																																																					
<p>PUBLIC</p> <p>UP42 ●</p> <p>MHSIII ●</p> <p>MHTIII ●</p> <p>UP41 ●</p> <p>Water</p> <p>Sanitary</p> <p>Storm</p> <p>0.87m</p> <p> Curb Stop To: UP41 = 19.1m UP42 = 25.2m Corp Stop To: UP41 = 15.4m UP42 = 18.1m San End To: UP41 = 21.0m UP42 = 25.7m </p>	<p>PRIVATE</p> <p>59</p> <p>60</p> <p>61</p> <p>62</p> <p style="text-align: right;">SEE BACK FOR ADDITIONAL NOTES →</p>																																																																				

HALIFAX WATER SERVICE LATERAL INFORMATION SHEET		Street <u>Sienna Court</u> Lot <u>60</u> Civic _____																																																																			
		SLID# _____																																																																			
<p>PUBLIC</p> <table border="1" style="width:100%; border-collapse: collapse;"> <thead> <tr> <th></th> <th>Water</th> <th>Sanitary</th> <th>Storm</th> </tr> </thead> <tbody> <tr> <td>LENGTH</td> <td>12.25m</td> <td>13.35m</td> <td>11.73m</td> </tr> <tr> <td>MATERIAL</td> <td>Polyethylene</td> <td>PVC DR28</td> <td>PVC DR35</td> </tr> <tr> <td>SIZE</td> <td>25mm</td> <td>125mm</td> <td>125mm</td> </tr> <tr> <td>COLOUR</td> <td>Blue</td> <td>White</td> <td>Green</td> </tr> <tr> <td>DEPTH @ MAIN</td> <td>2.0m</td> <td>3.0m</td> <td>3.0m</td> </tr> <tr> <td>DEPTH @ ST. LINE</td> <td>1.8m</td> <td>2.4m</td> <td>2.5m</td> </tr> <tr> <td>ELEV @ MAIN</td> <td>97.38</td> <td>96.33</td> <td>96.29</td> </tr> <tr> <td>ELEV @ ST. LINE</td> <td>97.71</td> <td>97.13</td> <td>97.09</td> </tr> <tr> <td>MAIN SIZE</td> <td>200mm</td> <td>200mm</td> <td>375mm</td> </tr> </tbody> </table> <p>Contractor <u>Dexter Construction</u> Inspected By <u>Trevor Carter - GENIVAR Inc.</u> Date <u>May 2011</u> Record Dwg. # <u>D09109-007 001</u></p> <p> <input checked="" type="checkbox"/> Insulation Yes <input type="checkbox"/> No <input type="checkbox"/> Rock Yes <input type="checkbox"/> No <input type="checkbox"/> Clay Plug Yes <input type="checkbox"/> No <input checked="" type="checkbox"/> Trace Wire Yes <input type="checkbox"/> No <input type="checkbox"/> Anode Yes <input checked="" type="checkbox"/> No </p>		Water	Sanitary	Storm	LENGTH	12.25m	13.35m	11.73m	MATERIAL	Polyethylene	PVC DR28	PVC DR35	SIZE	25mm	125mm	125mm	COLOUR	Blue	White	Green	DEPTH @ MAIN	2.0m	3.0m	3.0m	DEPTH @ ST. LINE	1.8m	2.4m	2.5m	ELEV @ MAIN	97.38	96.33	96.29	ELEV @ ST. LINE	97.71	97.13	97.09	MAIN SIZE	200mm	200mm	375mm	<p>PRIVATE</p> <table border="1" style="width:100%; border-collapse: collapse;"> <thead> <tr> <th></th> <th>Water</th> <th>Sanitary</th> <th>Storm</th> </tr> </thead> <tbody> <tr><td>LENGTH</td><td></td><td></td><td></td></tr> <tr><td>MATERIAL</td><td></td><td></td><td></td></tr> <tr><td>SIZE</td><td></td><td></td><td></td></tr> <tr><td>COLOUR</td><td></td><td></td><td></td></tr> <tr><td>DEPTH @ ST. LINE</td><td></td><td></td><td></td></tr> <tr><td>DEPTH @ BLDG</td><td></td><td></td><td></td></tr> </tbody> </table> <p>Contractor _____ Inspected By _____ Date _____</p> <p>Sanitary Type: Pressurized <input type="checkbox"/> Gravity <input type="checkbox"/> Private Lift Station Info: Lift: <input type="checkbox"/> Distance <input type="checkbox"/></p> <p> <input type="checkbox"/> Insulation Yes <input type="checkbox"/> No <input type="checkbox"/> Rock Yes <input type="checkbox"/> No <input type="checkbox"/> Clay Plug Yes <input type="checkbox"/> No <input type="checkbox"/> Foundation Drain Connected Yes <input type="checkbox"/> No <input type="checkbox"/> Rain Leaders Connected Yes <input type="checkbox"/> No <input type="checkbox"/> Trace Wire Yes <input type="checkbox"/> No <input type="checkbox"/> Sound Check Yes <input type="checkbox"/> No </p>		Water	Sanitary	Storm	LENGTH				MATERIAL				SIZE				COLOUR				DEPTH @ ST. LINE				DEPTH @ BLDG			
	Water	Sanitary	Storm																																																																		
LENGTH	12.25m	13.35m	11.73m																																																																		
MATERIAL	Polyethylene	PVC DR28	PVC DR35																																																																		
SIZE	25mm	125mm	125mm																																																																		
COLOUR	Blue	White	Green																																																																		
DEPTH @ MAIN	2.0m	3.0m	3.0m																																																																		
DEPTH @ ST. LINE	1.8m	2.4m	2.5m																																																																		
ELEV @ MAIN	97.38	96.33	96.29																																																																		
ELEV @ ST. LINE	97.71	97.13	97.09																																																																		
MAIN SIZE	200mm	200mm	375mm																																																																		
	Water	Sanitary	Storm																																																																		
LENGTH																																																																					
MATERIAL																																																																					
SIZE																																																																					
COLOUR																																																																					
DEPTH @ ST. LINE																																																																					
DEPTH @ BLDG																																																																					
<p> <input checked="" type="checkbox"/> Yes <input type="checkbox"/> No <input type="checkbox"/> Yes <input type="checkbox"/> No <input type="checkbox"/> Yes <input type="checkbox"/> No <input checked="" type="checkbox"/> Yes <input type="checkbox"/> No <input type="checkbox"/> Yes <input checked="" type="checkbox"/> No </p>	<p>PRIVATE</p> <p style="text-align: center; font-size: 2em;">60</p> <hr/> <p style="text-align: center; font-size: 2em;">61</p> <hr/> <p style="text-align: center; font-size: 2em;">62</p> <hr/> <p style="text-align: center; font-size: 2em;">63</p> <p style="text-align: right;">SEE BACK FOR ADDITIONAL NOTES →</p>																																																																				
<p>Curb Stop To: UP41 = 11.7m UP42 = 28.2m</p> <p>Corp Stop To: UP41 = 10.9m UP42 = 22.9m</p> <p>Stm End To: UP41 = 13.7m UP42 = 28.8m</p>																																																																					


	HALIFAX WATER SERVICE LATERAL INFORMATION SHEET	Street <u>Sienna Court</u> Lot <u>62</u> Civic _____	SLID# _____																																																																																																						
<table border="1" style="width:100%; border-collapse: collapse;"> <thead> <tr> <th style="width:10%;"></th> <th style="width:25%;">Water</th> <th style="width:25%;">Sanitary</th> <th style="width:25%;">Storm</th> </tr> </thead> <tbody> <tr> <td>LENGTH</td> <td style="text-align: center;">8.47m</td> <td style="text-align: center;">9.0m</td> <td style="text-align: center;">7.49m</td> </tr> <tr> <td>MATERIAL</td> <td style="text-align: center;">Polyethylene</td> <td style="text-align: center;">PVC DR28</td> <td style="text-align: center;">PVC DR35</td> </tr> <tr> <td>SIZE</td> <td style="text-align: center;">25mm</td> <td style="text-align: center;">125mm</td> <td style="text-align: center;">125mm</td> </tr> <tr> <td>COLOUR</td> <td style="text-align: center;">Blue</td> <td style="text-align: center;">White</td> <td style="text-align: center;">Green</td> </tr> <tr> <td>DEPTH @ MAIN</td> <td style="text-align: center;">1.8m</td> <td style="text-align: center;">2.8m</td> <td style="text-align: center;">2.8m</td> </tr> <tr> <td>DEPTH @ ST. LINE</td> <td style="text-align: center;">1.8m</td> <td style="text-align: center;">2.3m</td> <td style="text-align: center;">2.3m</td> </tr> <tr> <td>ELEV @ MAIN</td> <td style="text-align: center;">97.97</td> <td style="text-align: center;">97.04</td> <td style="text-align: center;">97.01</td> </tr> <tr> <td>ELEV @ ST. LINE</td> <td style="text-align: center;">98.33</td> <td style="text-align: center;">97.78</td> <td style="text-align: center;">97.79</td> </tr> <tr> <td>MAIN SIZE</td> <td style="text-align: center;">200mm</td> <td style="text-align: center;">200mm</td> <td style="text-align: center;">375mm</td> </tr> </tbody> </table> <p>Contractor <u>Dexter Construction</u> Inspected By <u>Trevor Carter - GENIVAR Inc.</u> Date <u>May 2011</u> Record Dwg. # <u>D09109-007001</u></p> <table style="width:100%;"> <tr> <td>Insulation</td> <td><input checked="" type="checkbox"/> Yes</td> <td><input type="checkbox"/> No</td> </tr> <tr> <td>Rock</td> <td><input type="checkbox"/> Yes</td> <td><input type="checkbox"/> No</td> </tr> <tr> <td>Clay Plug</td> <td><input type="checkbox"/> Yes</td> <td><input type="checkbox"/> No</td> </tr> <tr> <td>Trace Wire</td> <td><input checked="" type="checkbox"/> Yes</td> <td><input type="checkbox"/> No</td> </tr> <tr> <td>Anode</td> <td><input type="checkbox"/> Yes</td> <td><input checked="" type="checkbox"/> No</td> </tr> </table>		Water	Sanitary	Storm	LENGTH	8.47m	9.0m	7.49m	MATERIAL	Polyethylene	PVC DR28	PVC DR35	SIZE	25mm	125mm	125mm	COLOUR	Blue	White	Green	DEPTH @ MAIN	1.8m	2.8m	2.8m	DEPTH @ ST. LINE	1.8m	2.3m	2.3m	ELEV @ MAIN	97.97	97.04	97.01	ELEV @ ST. LINE	98.33	97.78	97.79	MAIN SIZE	200mm	200mm	375mm	Insulation	<input checked="" type="checkbox"/> Yes	<input type="checkbox"/> No	Rock	<input type="checkbox"/> Yes	<input type="checkbox"/> No	Clay Plug	<input type="checkbox"/> Yes	<input type="checkbox"/> No	Trace Wire	<input checked="" type="checkbox"/> Yes	<input type="checkbox"/> No	Anode	<input type="checkbox"/> Yes	<input checked="" type="checkbox"/> No	<table border="1" style="width:100%; border-collapse: collapse;"> <thead> <tr> <th style="width:10%;"></th> <th style="width:25%;">Water</th> <th style="width:25%;">Sanitary</th> <th style="width:25%;">Storm</th> </tr> </thead> <tbody> <tr><td>LENGTH</td><td></td><td></td><td></td></tr> <tr><td>MATERIAL</td><td></td><td></td><td></td></tr> <tr><td>SIZE</td><td></td><td></td><td></td></tr> <tr><td>COLOUR</td><td></td><td></td><td></td></tr> <tr><td>DEPTH @ ST. LINE</td><td></td><td></td><td></td></tr> <tr><td>DEPTH @ BLDG</td><td></td><td></td><td></td></tr> </tbody> </table> <p>Contractor _____ Inspected By _____ Date _____</p> <p>Sanitary Type: Pressurized <input type="checkbox"/> Gravity <input type="checkbox"/> Private Lift Station Info. Lift: <input type="checkbox"/> Distance <input type="checkbox"/></p> <table style="width:100%;"> <tr> <td>Insulation</td> <td><input type="checkbox"/> Yes</td> <td><input type="checkbox"/> No</td> </tr> <tr> <td>Rock</td> <td><input type="checkbox"/> Yes</td> <td><input type="checkbox"/> No</td> </tr> <tr> <td>Clay Plug</td> <td><input type="checkbox"/> Yes</td> <td><input type="checkbox"/> No</td> </tr> <tr> <td>Foundation Drain Connected</td> <td><input type="checkbox"/> Yes</td> <td><input type="checkbox"/> No</td> </tr> <tr> <td>Rain Leaders Connected</td> <td><input type="checkbox"/> Yes</td> <td><input type="checkbox"/> No</td> </tr> <tr> <td>Trace Wire</td> <td><input type="checkbox"/> Yes</td> <td><input type="checkbox"/> No</td> </tr> <tr> <td>Sound Check</td> <td><input type="checkbox"/> Yes</td> <td><input type="checkbox"/> No</td> </tr> </table>		Water	Sanitary	Storm	LENGTH				MATERIAL				SIZE				COLOUR				DEPTH @ ST. LINE				DEPTH @ BLDG				Insulation	<input type="checkbox"/> Yes	<input type="checkbox"/> No	Rock	<input type="checkbox"/> Yes	<input type="checkbox"/> No	Clay Plug	<input type="checkbox"/> Yes	<input type="checkbox"/> No	Foundation Drain Connected	<input type="checkbox"/> Yes	<input type="checkbox"/> No	Rain Leaders Connected	<input type="checkbox"/> Yes	<input type="checkbox"/> No	Trace Wire	<input type="checkbox"/> Yes	<input type="checkbox"/> No	Sound Check	<input type="checkbox"/> Yes	<input type="checkbox"/> No
	Water	Sanitary	Storm																																																																																																						
LENGTH	8.47m	9.0m	7.49m																																																																																																						
MATERIAL	Polyethylene	PVC DR28	PVC DR35																																																																																																						
SIZE	25mm	125mm	125mm																																																																																																						
COLOUR	Blue	White	Green																																																																																																						
DEPTH @ MAIN	1.8m	2.8m	2.8m																																																																																																						
DEPTH @ ST. LINE	1.8m	2.3m	2.3m																																																																																																						
ELEV @ MAIN	97.97	97.04	97.01																																																																																																						
ELEV @ ST. LINE	98.33	97.78	97.79																																																																																																						
MAIN SIZE	200mm	200mm	375mm																																																																																																						
Insulation	<input checked="" type="checkbox"/> Yes	<input type="checkbox"/> No																																																																																																							
Rock	<input type="checkbox"/> Yes	<input type="checkbox"/> No																																																																																																							
Clay Plug	<input type="checkbox"/> Yes	<input type="checkbox"/> No																																																																																																							
Trace Wire	<input checked="" type="checkbox"/> Yes	<input type="checkbox"/> No																																																																																																							
Anode	<input type="checkbox"/> Yes	<input checked="" type="checkbox"/> No																																																																																																							
	Water	Sanitary	Storm																																																																																																						
LENGTH																																																																																																									
MATERIAL																																																																																																									
SIZE																																																																																																									
COLOUR																																																																																																									
DEPTH @ ST. LINE																																																																																																									
DEPTH @ BLDG																																																																																																									
Insulation	<input type="checkbox"/> Yes	<input type="checkbox"/> No																																																																																																							
Rock	<input type="checkbox"/> Yes	<input type="checkbox"/> No																																																																																																							
Clay Plug	<input type="checkbox"/> Yes	<input type="checkbox"/> No																																																																																																							
Foundation Drain Connected	<input type="checkbox"/> Yes	<input type="checkbox"/> No																																																																																																							
Rain Leaders Connected	<input type="checkbox"/> Yes	<input type="checkbox"/> No																																																																																																							
Trace Wire	<input type="checkbox"/> Yes	<input type="checkbox"/> No																																																																																																							
Sound Check	<input type="checkbox"/> Yes	<input type="checkbox"/> No																																																																																																							
<p>PUBLIC</p> <p>MHSIII MHTIII</p> <p>20.20m</p> <p>UP41</p> <p>UP40</p> <p>Water Sanitary Storm</p> <p> Curb Stop To: UP40 = 29.7m UP41 = 4.6m Corp Stop To: UP40 = 30.8m UP41 = 6.4m Stm End To: UP40 = 30.9m UP41 = 5.2m </p>	<p>PRIVATE</p> <p>60</p> <p>61</p> <p>62</p> <p>63</p> <p>SEE BACK FOR ADDITIONAL NOTES →</p>																																																																																																								


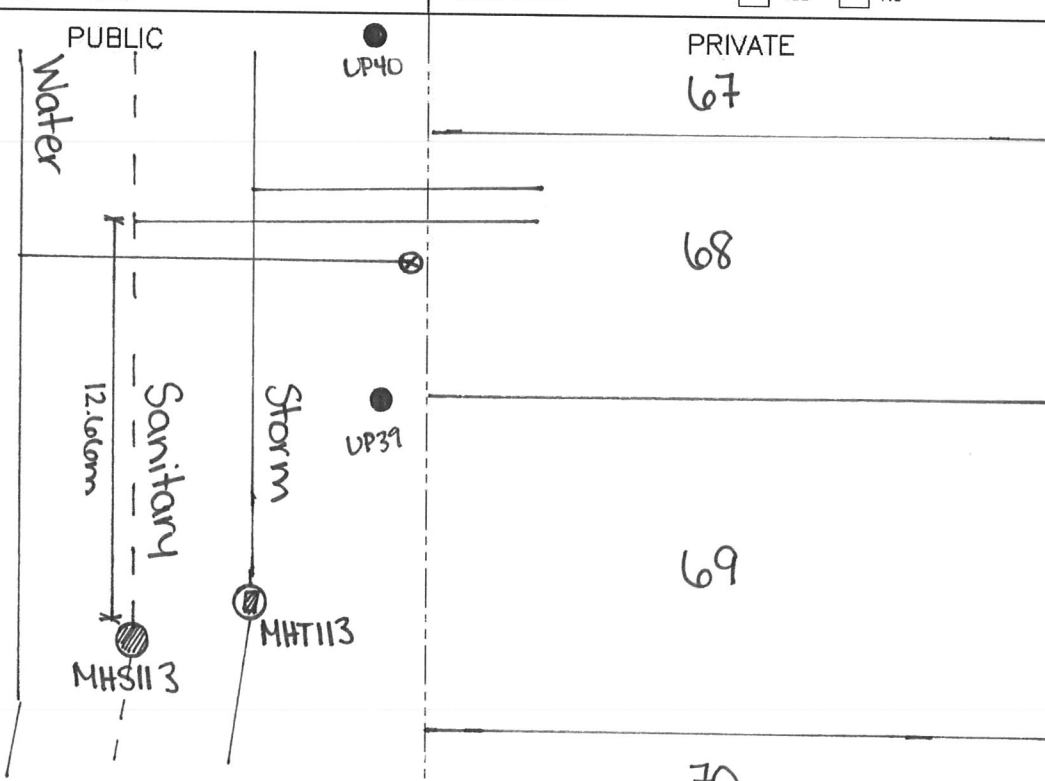
	HALIFAX WATER SERVICE LATERAL INFORMATION SHEET	Street <u>Sienna Court</u> Lot <u>63</u> Civic _____																																																																			
		SLID# _____																																																																			
<p>PUBLIC</p> <table border="1" style="width:100%; border-collapse: collapse;"> <thead> <tr> <th></th> <th>Water</th> <th>Sanitary</th> <th>Storm</th> </tr> </thead> <tbody> <tr> <td>LENGTH</td> <td>9.44m</td> <td>10.26m</td> <td>8.79m</td> </tr> <tr> <td>MATERIAL</td> <td>Polyethylene</td> <td>PVC DR28</td> <td>PVC DR35</td> </tr> <tr> <td>SIZE</td> <td>25mm</td> <td>125mm</td> <td>125mm</td> </tr> <tr> <td>COLOUR</td> <td>Blue</td> <td>White</td> <td>Green</td> </tr> <tr> <td>DEPTH @ MAIN</td> <td>1.9m</td> <td>2.8m</td> <td>2.9m</td> </tr> <tr> <td>DEPTH @ ST. LINE</td> <td>1.9m</td> <td>2.7m</td> <td>2.7m</td> </tr> <tr> <td>ELEV @ MAIN</td> <td>98.66</td> <td>97.82</td> <td>97.71</td> </tr> <tr> <td>ELEV @ ST. LINE</td> <td>99.03</td> <td>98.28</td> <td>98.28</td> </tr> <tr> <td>MAIN SIZE</td> <td>200mm</td> <td>200mm</td> <td>375mm</td> </tr> </tbody> </table> <p>Contractor <u>Dexter Construction</u> Inspected By <u>Trevor Carter - GENIVAR Inc.</u> Date <u>May 2011</u> Record Dwg. # <u>D09109 - 007 001</u></p> <p> Insulation <input checked="" type="checkbox"/> Yes <input type="checkbox"/> No Rock <input type="checkbox"/> Yes <input type="checkbox"/> No Clay Plug <input type="checkbox"/> Yes <input type="checkbox"/> No Trace Wire <input checked="" type="checkbox"/> Yes <input type="checkbox"/> No Anode <input type="checkbox"/> Yes <input checked="" type="checkbox"/> No </p>		Water	Sanitary	Storm	LENGTH	9.44m	10.26m	8.79m	MATERIAL	Polyethylene	PVC DR28	PVC DR35	SIZE	25mm	125mm	125mm	COLOUR	Blue	White	Green	DEPTH @ MAIN	1.9m	2.8m	2.9m	DEPTH @ ST. LINE	1.9m	2.7m	2.7m	ELEV @ MAIN	98.66	97.82	97.71	ELEV @ ST. LINE	99.03	98.28	98.28	MAIN SIZE	200mm	200mm	375mm	<p>PRIVATE</p> <table border="1" style="width:100%; border-collapse: collapse;"> <thead> <tr> <th></th> <th>Water</th> <th>Sanitary</th> <th>Storm</th> </tr> </thead> <tbody> <tr><td>LENGTH</td><td></td><td></td><td></td></tr> <tr><td>MATERIAL</td><td></td><td></td><td></td></tr> <tr><td>SIZE</td><td></td><td></td><td></td></tr> <tr><td>COLOUR</td><td></td><td></td><td></td></tr> <tr><td>DEPTH @ ST. LINE</td><td></td><td></td><td></td></tr> <tr><td>DEPTH @ BLDG</td><td></td><td></td><td></td></tr> </tbody> </table> <p>Contractor _____ Inspected By _____ Date _____</p> <p>Sanitary Type Pressurized <input type="checkbox"/> Gravity <input type="checkbox"/> Private Lift Lift: <input type="checkbox"/> Distance <input type="checkbox"/> Station Info.</p> <p> Insulation <input type="checkbox"/> Yes <input type="checkbox"/> No Rock <input type="checkbox"/> Yes <input type="checkbox"/> No Clay Plug <input type="checkbox"/> Yes <input type="checkbox"/> No Foundation Drain Connected <input type="checkbox"/> Yes <input type="checkbox"/> No Rain Leaders Connected <input type="checkbox"/> Yes <input type="checkbox"/> No Trace Wire <input type="checkbox"/> Yes <input type="checkbox"/> No Sound Check <input type="checkbox"/> Yes <input type="checkbox"/> No </p>		Water	Sanitary	Storm	LENGTH				MATERIAL				SIZE				COLOUR				DEPTH @ ST. LINE				DEPTH @ BLDG			
	Water	Sanitary	Storm																																																																		
LENGTH	9.44m	10.26m	8.79m																																																																		
MATERIAL	Polyethylene	PVC DR28	PVC DR35																																																																		
SIZE	25mm	125mm	125mm																																																																		
COLOUR	Blue	White	Green																																																																		
DEPTH @ MAIN	1.9m	2.8m	2.9m																																																																		
DEPTH @ ST. LINE	1.9m	2.7m	2.7m																																																																		
ELEV @ MAIN	98.66	97.82	97.71																																																																		
ELEV @ ST. LINE	99.03	98.28	98.28																																																																		
MAIN SIZE	200mm	200mm	375mm																																																																		
	Water	Sanitary	Storm																																																																		
LENGTH																																																																					
MATERIAL																																																																					
SIZE																																																																					
COLOUR																																																																					
DEPTH @ ST. LINE																																																																					
DEPTH @ BLDG																																																																					
<p> Curb Stop To: UP40 = 18.0m UP41 = 16.0m Corp Stop To: UP40 = 18.9m UP41 = 16.4m San End To: UP40 = 19.1m UP41 = 15.9m </p>																																																																					
		SEE BACK FOR ADDITIONAL NOTES →																																																																			


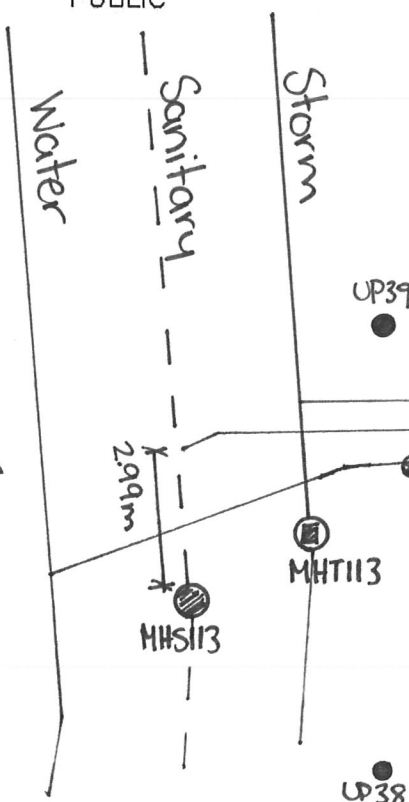
HALIFAX WATER SERVICE LATERAL INFORMATION SHEET		Street <u>Sienna Court</u> Lot <u>64</u> Civic _____																																																																			
		SLID# _____																																																																			
<p>PUBLIC</p> <table border="1" style="width:100%; border-collapse: collapse;"> <thead> <tr> <th></th> <th>Water</th> <th>Sanitary</th> <th>Storm</th> </tr> </thead> <tbody> <tr> <td>LENGTH</td> <td>9.88m</td> <td>10.75m</td> <td>9.36m</td> </tr> <tr> <td>MATERIAL</td> <td>Polyethylene</td> <td>PVC DR28</td> <td>PVC DR35</td> </tr> <tr> <td>SIZE</td> <td>25mm</td> <td>125mm</td> <td>125mm</td> </tr> <tr> <td>COLOUR</td> <td>Blue</td> <td>White</td> <td>Green</td> </tr> <tr> <td>DEPTH @ MAIN</td> <td>2.0m</td> <td>3.0m</td> <td>3.0m</td> </tr> <tr> <td>DEPTH @ ST. LINE</td> <td>1.9m</td> <td>2.5m</td> <td>2.5m</td> </tr> <tr> <td>ELEV @ MAIN</td> <td>99.28</td> <td>98.28</td> <td>98.20</td> </tr> <tr> <td>ELEV @ ST. LINE</td> <td>99.79</td> <td>99.26</td> <td>99.24</td> </tr> <tr> <td>MAIN SIZE</td> <td>200mm</td> <td>200mm</td> <td>375mm</td> </tr> </tbody> </table> <p>Contractor <u>Dexter Construction</u> Inspected By <u>Trevor Carter - GENIVAR Inc.</u> Date <u>May 2011</u> Record Dwg. # <u>D09109-007 001</u></p> <p> Insulation <input checked="" type="checkbox"/> Yes <input type="checkbox"/> No Rock <input type="checkbox"/> Yes <input type="checkbox"/> No Clay Plug <input type="checkbox"/> Yes <input type="checkbox"/> No Trace Wire <input checked="" type="checkbox"/> Yes <input type="checkbox"/> No Anode <input type="checkbox"/> Yes <input checked="" type="checkbox"/> No </p>		Water	Sanitary	Storm	LENGTH	9.88m	10.75m	9.36m	MATERIAL	Polyethylene	PVC DR28	PVC DR35	SIZE	25mm	125mm	125mm	COLOUR	Blue	White	Green	DEPTH @ MAIN	2.0m	3.0m	3.0m	DEPTH @ ST. LINE	1.9m	2.5m	2.5m	ELEV @ MAIN	99.28	98.28	98.20	ELEV @ ST. LINE	99.79	99.26	99.24	MAIN SIZE	200mm	200mm	375mm	<p>PRIVATE</p> <table border="1" style="width:100%; border-collapse: collapse;"> <thead> <tr> <th></th> <th>Water</th> <th>Sanitary</th> <th>Storm</th> </tr> </thead> <tbody> <tr> <td>LENGTH</td> <td></td> <td></td> <td></td> </tr> <tr> <td>MATERIAL</td> <td></td> <td></td> <td></td> </tr> <tr> <td>SIZE</td> <td></td> <td></td> <td></td> </tr> <tr> <td>COLOUR</td> <td></td> <td></td> <td></td> </tr> <tr> <td>DEPTH @ ST. LINE</td> <td></td> <td></td> <td></td> </tr> <tr> <td>DEPTH @ BLDG</td> <td></td> <td></td> <td></td> </tr> </tbody> </table> <p>Contractor _____ Inspected By _____ Date _____</p> <p>Sanitary Type. Pressurized <input type="checkbox"/> Gravity <input type="checkbox"/> Private Lift Station Info. Lift: <input type="checkbox"/> Distance <input type="checkbox"/></p> <p> Insulation <input type="checkbox"/> Yes <input type="checkbox"/> No Rock <input type="checkbox"/> Yes <input type="checkbox"/> No Clay Plug <input type="checkbox"/> Yes <input type="checkbox"/> No Foundation Drain Connected <input type="checkbox"/> Yes <input type="checkbox"/> No Rain Leaders Connected <input type="checkbox"/> Yes <input type="checkbox"/> No Trace Wire <input type="checkbox"/> Yes <input type="checkbox"/> No Sound Check <input type="checkbox"/> Yes <input type="checkbox"/> No </p>		Water	Sanitary	Storm	LENGTH				MATERIAL				SIZE				COLOUR				DEPTH @ ST. LINE				DEPTH @ BLDG			
	Water	Sanitary	Storm																																																																		
LENGTH	9.88m	10.75m	9.36m																																																																		
MATERIAL	Polyethylene	PVC DR28	PVC DR35																																																																		
SIZE	25mm	125mm	125mm																																																																		
COLOUR	Blue	White	Green																																																																		
DEPTH @ MAIN	2.0m	3.0m	3.0m																																																																		
DEPTH @ ST. LINE	1.9m	2.5m	2.5m																																																																		
ELEV @ MAIN	99.28	98.28	98.20																																																																		
ELEV @ ST. LINE	99.79	99.26	99.24																																																																		
MAIN SIZE	200mm	200mm	375mm																																																																		
	Water	Sanitary	Storm																																																																		
LENGTH																																																																					
MATERIAL																																																																					
SIZE																																																																					
COLOUR																																																																					
DEPTH @ ST. LINE																																																																					
DEPTH @ BLDG																																																																					
<p> Curb Stop To: UP40 = 8.0m UP41 = 26.3m Corp Stop To: UP40 = 11.5m UP41 = 24.3m San End To: UP40 = 8.9m UP41 = 26.8m </p>	<p>PUBLIC</p>	<p>PRIVATE</p> <p>63</p> <p>64</p> <p>65</p> <p>66</p> <p>SEE BACK FOR ADDITIONAL NOTES →</p>																																																																			


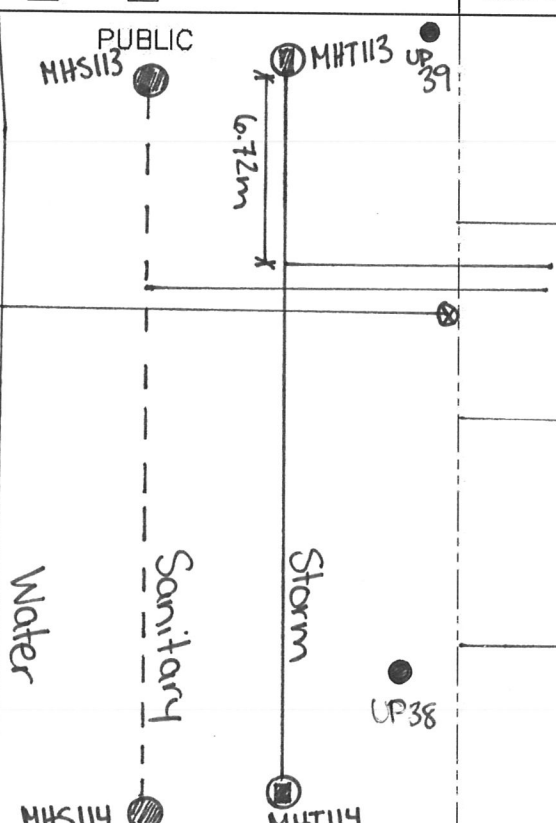
	HALIFAX WATER SERVICE LATERAL INFORMATION SHEET	Street <u>Sienna Court</u> Lot <u>65</u> Civic _____	SID# _____																																																																																
<table border="1" style="width:100%; border-collapse: collapse;"> <thead> <tr> <th style="width:15%;"></th> <th style="width:25%;">Water</th> <th style="width:25%;">Sanitary</th> <th style="width:25%;">Storm</th> </tr> </thead> <tbody> <tr> <td>LENGTH</td> <td>8.42m</td> <td>9.02m</td> <td>7.41m</td> </tr> <tr> <td>MATERIAL</td> <td>Polyethylene</td> <td>PVC DR28</td> <td>PVC DR35</td> </tr> <tr> <td>SIZE</td> <td>25mm</td> <td>125mm</td> <td>125mm</td> </tr> <tr> <td>COLOUR</td> <td>Blue</td> <td>White</td> <td>Green</td> </tr> <tr> <td>DEPTH @ MAIN</td> <td>1.9m</td> <td>3.4m</td> <td>3.4m</td> </tr> <tr> <td>DEPTH @ ST. LINE</td> <td>2.0m</td> <td>3.0m</td> <td>3.0m</td> </tr> <tr> <td>ELEV @ MAIN</td> <td>100.50</td> <td>98.99</td> <td>98.95</td> </tr> <tr> <td>ELEV @ ST. LINE</td> <td>100.74</td> <td>99.78</td> <td>99.78</td> </tr> <tr> <td>MAIN SIZE</td> <td>200mm</td> <td>200mm</td> <td>375mm</td> </tr> </tbody> </table> <p>Contractor <u>Dexter Construction</u> Inspected By <u>Trevor Carter - GENIVAR Inc.</u> Date <u>May 2011</u> Record Dwg. # <u>509109-007 001</u></p> <table style="width:100%;"> <tr> <td>Insulation <input checked="" type="checkbox"/> Yes <input type="checkbox"/> No</td> <td>Rock <input type="checkbox"/> Yes <input type="checkbox"/> No</td> </tr> <tr> <td>Clay Plug <input type="checkbox"/> Yes <input type="checkbox"/> No</td> <td>Trace Wire <input checked="" type="checkbox"/> Yes <input type="checkbox"/> No</td> </tr> <tr> <td>Anode <input type="checkbox"/> Yes <input checked="" type="checkbox"/> No</td> <td></td> </tr> </table>		Water	Sanitary	Storm	LENGTH	8.42m	9.02m	7.41m	MATERIAL	Polyethylene	PVC DR28	PVC DR35	SIZE	25mm	125mm	125mm	COLOUR	Blue	White	Green	DEPTH @ MAIN	1.9m	3.4m	3.4m	DEPTH @ ST. LINE	2.0m	3.0m	3.0m	ELEV @ MAIN	100.50	98.99	98.95	ELEV @ ST. LINE	100.74	99.78	99.78	MAIN SIZE	200mm	200mm	375mm	Insulation <input checked="" type="checkbox"/> Yes <input type="checkbox"/> No	Rock <input type="checkbox"/> Yes <input type="checkbox"/> No	Clay Plug <input type="checkbox"/> Yes <input type="checkbox"/> No	Trace Wire <input checked="" type="checkbox"/> Yes <input type="checkbox"/> No	Anode <input type="checkbox"/> Yes <input checked="" type="checkbox"/> No		<table border="1" style="width:100%; border-collapse: collapse;"> <thead> <tr> <th style="width:15%;"></th> <th style="width:25%;">Water</th> <th style="width:25%;">Sanitary</th> <th style="width:25%;">Storm</th> </tr> </thead> <tbody> <tr><td>LENGTH</td><td></td><td></td><td></td></tr> <tr><td>MATERIAL</td><td></td><td></td><td></td></tr> <tr><td>SIZE</td><td></td><td></td><td></td></tr> <tr><td>COLOUR</td><td></td><td></td><td></td></tr> <tr><td>DEPTH @ ST. LINE</td><td></td><td></td><td></td></tr> <tr><td>DEPTH @ BLDG</td><td></td><td></td><td></td></tr> </tbody> </table> <p>Contractor _____ Inspected By _____ Date _____</p> <p>Sanitary Type: Pressurized <input type="checkbox"/> Gravity <input type="checkbox"/> Private Lift Station Info: Lift: <input type="checkbox"/> Distance <input type="checkbox"/></p> <table style="width:100%;"> <tr> <td>Insulation <input type="checkbox"/> Yes <input type="checkbox"/> No</td> <td>Rock <input type="checkbox"/> Yes <input type="checkbox"/> No</td> </tr> <tr> <td>Clay Plug <input type="checkbox"/> Yes <input type="checkbox"/> No</td> <td>Foundation Drain Connected <input type="checkbox"/> Yes <input type="checkbox"/> No</td> </tr> <tr> <td>Rain Leaders Connected <input type="checkbox"/> Yes <input type="checkbox"/> No</td> <td>Trace Wire <input type="checkbox"/> Yes <input type="checkbox"/> No</td> </tr> <tr> <td>Sound Check <input type="checkbox"/> Yes <input type="checkbox"/> No</td> <td></td> </tr> </table>		Water	Sanitary	Storm	LENGTH				MATERIAL				SIZE				COLOUR				DEPTH @ ST. LINE				DEPTH @ BLDG				Insulation <input type="checkbox"/> Yes <input type="checkbox"/> No	Rock <input type="checkbox"/> Yes <input type="checkbox"/> No	Clay Plug <input type="checkbox"/> Yes <input type="checkbox"/> No	Foundation Drain Connected <input type="checkbox"/> Yes <input type="checkbox"/> No	Rain Leaders Connected <input type="checkbox"/> Yes <input type="checkbox"/> No	Trace Wire <input type="checkbox"/> Yes <input type="checkbox"/> No	Sound Check <input type="checkbox"/> Yes <input type="checkbox"/> No	
	Water	Sanitary	Storm																																																																																
LENGTH	8.42m	9.02m	7.41m																																																																																
MATERIAL	Polyethylene	PVC DR28	PVC DR35																																																																																
SIZE	25mm	125mm	125mm																																																																																
COLOUR	Blue	White	Green																																																																																
DEPTH @ MAIN	1.9m	3.4m	3.4m																																																																																
DEPTH @ ST. LINE	2.0m	3.0m	3.0m																																																																																
ELEV @ MAIN	100.50	98.99	98.95																																																																																
ELEV @ ST. LINE	100.74	99.78	99.78																																																																																
MAIN SIZE	200mm	200mm	375mm																																																																																
Insulation <input checked="" type="checkbox"/> Yes <input type="checkbox"/> No	Rock <input type="checkbox"/> Yes <input type="checkbox"/> No																																																																																		
Clay Plug <input type="checkbox"/> Yes <input type="checkbox"/> No	Trace Wire <input checked="" type="checkbox"/> Yes <input type="checkbox"/> No																																																																																		
Anode <input type="checkbox"/> Yes <input checked="" type="checkbox"/> No																																																																																			
	Water	Sanitary	Storm																																																																																
LENGTH																																																																																			
MATERIAL																																																																																			
SIZE																																																																																			
COLOUR																																																																																			
DEPTH @ ST. LINE																																																																																			
DEPTH @ BLDG																																																																																			
Insulation <input type="checkbox"/> Yes <input type="checkbox"/> No	Rock <input type="checkbox"/> Yes <input type="checkbox"/> No																																																																																		
Clay Plug <input type="checkbox"/> Yes <input type="checkbox"/> No	Foundation Drain Connected <input type="checkbox"/> Yes <input type="checkbox"/> No																																																																																		
Rain Leaders Connected <input type="checkbox"/> Yes <input type="checkbox"/> No	Trace Wire <input type="checkbox"/> Yes <input type="checkbox"/> No																																																																																		
Sound Check <input type="checkbox"/> Yes <input type="checkbox"/> No																																																																																			
<p>PUBLIC</p> <p>Curb Stop To: UP39 = 40.7m UP40 = 4.1m</p> <p>Corp Stop To: UP39 = 38.5m UP40 = 6.9m</p> <p>Stm End To: UP39 = 40.6m UP40 = 6.1m</p> 	<p>PRIVATE</p> <p>63</p> <p>64</p> <p>65</p> <p>66</p> <p>SEE BACK FOR ADDITIONAL NOTES →</p>																																																																																		


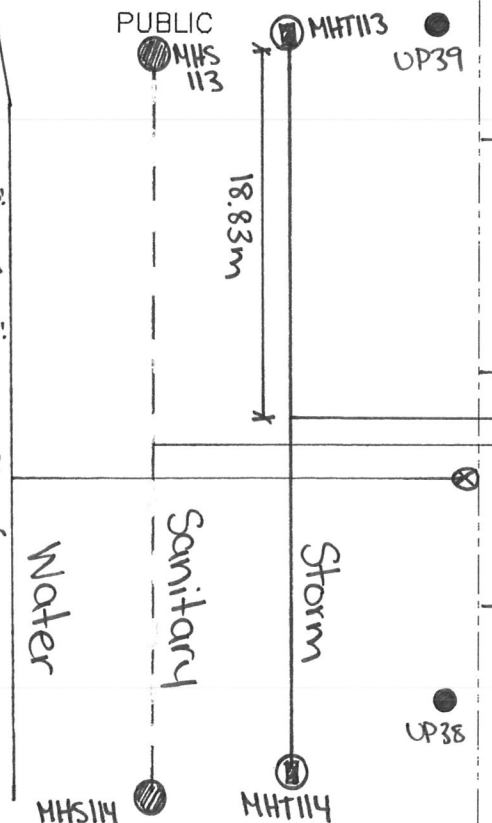
HALIFAX WATER SERVICE LATERAL INFORMATION SHEET		Street <u>Sienna Court</u> Lot <u>660</u> Civic _____																																																																			
		SLID# _____																																																																			
PUBLIC <table border="1" style="width:100%; border-collapse: collapse; text-align: center;"> <thead> <tr> <th></th> <th>Water</th> <th>Sanitary</th> <th>Storm</th> </tr> </thead> <tbody> <tr> <td>LENGTH</td> <td>8.1m</td> <td>9.0m</td> <td>7.5m</td> </tr> <tr> <td>MATERIAL</td> <td>Polyethylene</td> <td>PVC DR28</td> <td>PVC DR35</td> </tr> <tr> <td>SIZE</td> <td>25mm</td> <td>125mm</td> <td>125mm</td> </tr> <tr> <td>COLOUR</td> <td>Blue</td> <td>White</td> <td>Green</td> </tr> <tr> <td>DEPTH @ MAIN</td> <td>1.7m</td> <td>3.0m</td> <td>3.1m</td> </tr> <tr> <td>DEPTH @ ST. LINE</td> <td>2.0m</td> <td>2.7m</td> <td>2.7m</td> </tr> <tr> <td>ELEV @ MAIN</td> <td>101.46</td> <td>100.15</td> <td>100.08</td> </tr> <tr> <td>ELEV @ ST. LINE</td> <td>101.69</td> <td>101.01</td> <td>101.01</td> </tr> <tr> <td>MAIN SIZE</td> <td>200mm</td> <td>200mm</td> <td>300mm</td> </tr> </tbody> </table> <p> Contractor <u>Dexter Construction</u> Inspected By <u>Trevor Carter - GENIVAR Inc.</u> Date <u>May 2011</u> Record Dwg. # <u>D99109-007 001</u> </p> <p> Insulation <input checked="" type="checkbox"/> Yes <input type="checkbox"/> No Rock <input type="checkbox"/> Yes <input type="checkbox"/> No Clay Plug <input type="checkbox"/> Yes <input type="checkbox"/> No Trace Wire <input checked="" type="checkbox"/> Yes <input type="checkbox"/> No Anode <input type="checkbox"/> Yes <input checked="" type="checkbox"/> No </p>		Water	Sanitary	Storm	LENGTH	8.1m	9.0m	7.5m	MATERIAL	Polyethylene	PVC DR28	PVC DR35	SIZE	25mm	125mm	125mm	COLOUR	Blue	White	Green	DEPTH @ MAIN	1.7m	3.0m	3.1m	DEPTH @ ST. LINE	2.0m	2.7m	2.7m	ELEV @ MAIN	101.46	100.15	100.08	ELEV @ ST. LINE	101.69	101.01	101.01	MAIN SIZE	200mm	200mm	300mm	PRIVATE <table border="1" style="width:100%; border-collapse: collapse; text-align: center;"> <thead> <tr> <th></th> <th>Water</th> <th>Sanitary</th> <th>Storm</th> </tr> </thead> <tbody> <tr> <td>LENGTH</td> <td></td> <td></td> <td></td> </tr> <tr> <td>MATERIAL</td> <td></td> <td></td> <td></td> </tr> <tr> <td>SIZE</td> <td></td> <td></td> <td></td> </tr> <tr> <td>COLOUR</td> <td></td> <td></td> <td></td> </tr> <tr> <td>DEPTH @ ST. LINE</td> <td></td> <td></td> <td></td> </tr> <tr> <td>DEPTH @ BLDG</td> <td></td> <td></td> <td></td> </tr> </tbody> </table> <p> Contractor _____ Inspected By _____ Date _____ </p> <p> Sanitary Type: Pressurized <input type="checkbox"/> Gravity <input type="checkbox"/> Private Lift Station Info: Lift <input type="checkbox"/> Distance <input type="checkbox"/> </p> <p> Insulation: <input type="checkbox"/> Yes <input type="checkbox"/> No Rock: <input type="checkbox"/> Yes <input type="checkbox"/> No Clay Plug: <input type="checkbox"/> Yes <input type="checkbox"/> No Foundation Drain Connected: <input type="checkbox"/> Yes <input type="checkbox"/> No Rain Leaders Connected: <input type="checkbox"/> Yes <input type="checkbox"/> No Trace Wire: <input type="checkbox"/> Yes <input type="checkbox"/> No Sound Check: <input type="checkbox"/> Yes <input type="checkbox"/> No </p>		Water	Sanitary	Storm	LENGTH				MATERIAL				SIZE				COLOUR				DEPTH @ ST. LINE				DEPTH @ BLDG			
	Water	Sanitary	Storm																																																																		
LENGTH	8.1m	9.0m	7.5m																																																																		
MATERIAL	Polyethylene	PVC DR28	PVC DR35																																																																		
SIZE	25mm	125mm	125mm																																																																		
COLOUR	Blue	White	Green																																																																		
DEPTH @ MAIN	1.7m	3.0m	3.1m																																																																		
DEPTH @ ST. LINE	2.0m	2.7m	2.7m																																																																		
ELEV @ MAIN	101.46	100.15	100.08																																																																		
ELEV @ ST. LINE	101.69	101.01	101.01																																																																		
MAIN SIZE	200mm	200mm	300mm																																																																		
	Water	Sanitary	Storm																																																																		
LENGTH																																																																					
MATERIAL																																																																					
SIZE																																																																					
COLOUR																																																																					
DEPTH @ ST. LINE																																																																					
DEPTH @ BLDG																																																																					
<p> PUBLIC MHS112 MHT112 3.53m UP40 UP39 </p> <p> PRIVATE 65 66 67 68 </p> <p> Curb Stop To: UP39 = 30.2m UP40 = 14.3m Corp Stop To: UP39 = 30.3m UP40 = 13.2m </p> <p> Water Sanitary Storm </p> <p> Stm End To: UP39 = 31.0m UP40 = 14.8m </p>		SEE BACK FOR ADDITIONAL NOTES →																																																																			

	HALIFAX WATER SERVICE LATERAL INFORMATION SHEET	Street <u>Sienna Court</u> Lot <u>67</u> Civic _____	SLID# _____																																																																		
<p>PUBLIC</p> <table border="1" style="width:100%; border-collapse: collapse;"> <thead> <tr> <th></th> <th>Water</th> <th>Sanitary</th> <th>Storm</th> </tr> </thead> <tbody> <tr> <td>LENGTH</td> <td>9.7m</td> <td>10.4m</td> <td>8.8m</td> </tr> <tr> <td>MATERIAL</td> <td>Polyethylene</td> <td>PVC DR28</td> <td>PVC DR35</td> </tr> <tr> <td>SIZE</td> <td>25mm</td> <td>125mm</td> <td>125mm</td> </tr> <tr> <td>COLOUR</td> <td>Blue</td> <td>White</td> <td>Green</td> </tr> <tr> <td>DEPTH @ MAIN</td> <td>2.0m</td> <td>3.1m</td> <td>3.2m</td> </tr> <tr> <td>DEPTH @ ST. LINE</td> <td>1.9m</td> <td>2.4m</td> <td>2.5m</td> </tr> <tr> <td>ELEV @ MAIN</td> <td>102.44</td> <td>101.32</td> <td>101.22</td> </tr> <tr> <td>ELEV @ ST. LINE</td> <td>102.83</td> <td>102.30</td> <td>102.23</td> </tr> <tr> <td>MAIN SIZE</td> <td>200mm</td> <td>200mm</td> <td>300mm</td> </tr> </tbody> </table> <p>Contractor <u>Dexter Construction</u> Inspected By <u>Trevor Carter - GENIVAR Inc.</u> Date <u>May 2011</u> Record Dwg. # <u>D09109-007 001</u></p> <p>Insulation <input checked="" type="checkbox"/> Yes <input type="checkbox"/> No Rock <input type="checkbox"/> Yes <input type="checkbox"/> No Clay Plug <input type="checkbox"/> Yes <input type="checkbox"/> No Trace Wire <input checked="" type="checkbox"/> Yes <input type="checkbox"/> No Anode <input type="checkbox"/> Yes <input checked="" type="checkbox"/> No</p>		Water	Sanitary	Storm	LENGTH	9.7m	10.4m	8.8m	MATERIAL	Polyethylene	PVC DR28	PVC DR35	SIZE	25mm	125mm	125mm	COLOUR	Blue	White	Green	DEPTH @ MAIN	2.0m	3.1m	3.2m	DEPTH @ ST. LINE	1.9m	2.4m	2.5m	ELEV @ MAIN	102.44	101.32	101.22	ELEV @ ST. LINE	102.83	102.30	102.23	MAIN SIZE	200mm	200mm	300mm	<p>PRIVATE</p> <table border="1" style="width:100%; border-collapse: collapse;"> <thead> <tr> <th></th> <th>Water</th> <th>Sanitary</th> <th>Storm</th> </tr> </thead> <tbody> <tr> <td>LENGTH</td> <td></td> <td></td> <td></td> </tr> <tr> <td>MATERIAL</td> <td></td> <td></td> <td></td> </tr> <tr> <td>SIZE</td> <td></td> <td></td> <td></td> </tr> <tr> <td>COLOUR</td> <td></td> <td></td> <td></td> </tr> <tr> <td>DEPTH @ ST. LINE</td> <td></td> <td></td> <td></td> </tr> <tr> <td>DEPTH @ BLDG</td> <td></td> <td></td> <td></td> </tr> </tbody> </table> <p>Contractor _____ Inspected By _____ Date _____</p> <p>Sanitary Type: Pressurized <input type="checkbox"/> Gravity <input type="checkbox"/> Private Lift Station Info: Lift: <input type="checkbox"/> Distance <input type="checkbox"/></p> <p>Insulation: Yes <input type="checkbox"/> No <input type="checkbox"/> Rock: Yes <input type="checkbox"/> No <input type="checkbox"/> Clay Plug: Yes <input type="checkbox"/> No <input type="checkbox"/> Foundation Drain Connected: Yes <input type="checkbox"/> No <input type="checkbox"/> Rain Leaders Connected: Yes <input type="checkbox"/> No <input type="checkbox"/> Trace Wire: Yes <input type="checkbox"/> No <input type="checkbox"/> Sound Check: Yes <input type="checkbox"/> No <input type="checkbox"/></p>		Water	Sanitary	Storm	LENGTH				MATERIAL				SIZE				COLOUR				DEPTH @ ST. LINE				DEPTH @ BLDG			
	Water	Sanitary	Storm																																																																		
LENGTH	9.7m	10.4m	8.8m																																																																		
MATERIAL	Polyethylene	PVC DR28	PVC DR35																																																																		
SIZE	25mm	125mm	125mm																																																																		
COLOUR	Blue	White	Green																																																																		
DEPTH @ MAIN	2.0m	3.1m	3.2m																																																																		
DEPTH @ ST. LINE	1.9m	2.4m	2.5m																																																																		
ELEV @ MAIN	102.44	101.32	101.22																																																																		
ELEV @ ST. LINE	102.83	102.30	102.23																																																																		
MAIN SIZE	200mm	200mm	300mm																																																																		
	Water	Sanitary	Storm																																																																		
LENGTH																																																																					
MATERIAL																																																																					
SIZE																																																																					
COLOUR																																																																					
DEPTH @ ST. LINE																																																																					
DEPTH @ BLDG																																																																					
<p>PUBLIC</p> <p>MHS112 MHT112 UP40</p> <p>15.6m</p> <p>UP39</p> <p>Curb Stop To: UP39 = 18.4m UP40 = 26.2m</p> <p>Corp Stop To: UP39 = 19.2m UP40 = 24.7m</p> <p>Stm End To: UP39 = 19.5m UP40 = 26.3m</p>	<p>PRIVATE</p> <p>65</p> <p>66</p> <p>67</p> <p>68</p> <p>SEE BACK FOR ADDITIONAL NOTES →</p>																																																																				

	HALIFAX WATER SERVICE LATERAL INFORMATION SHEET	Street <u>Sienna Court</u> Lot <u>68</u> Civic _____	SLID# _____																																																																														
<table border="1" style="width:100%; border-collapse: collapse;"> <thead> <tr> <th style="width:15%;"></th> <th style="width:25%;">Water</th> <th style="width:25%;">Sanitary</th> <th style="width:25%;">Storm</th> </tr> </thead> <tbody> <tr> <td>LENGTH</td> <td>9.5m</td> <td>10.3m</td> <td>8.8m</td> </tr> <tr> <td>MATERIAL</td> <td>Polyethylene</td> <td>PVC DR28</td> <td>PVC DR35</td> </tr> <tr> <td>SIZE</td> <td>25mm</td> <td>125mm</td> <td>125mm</td> </tr> <tr> <td>COLOUR</td> <td>Blue</td> <td>White</td> <td>Green</td> </tr> <tr> <td>DEPTH @ MAIN</td> <td>1.9m</td> <td>3.0m</td> <td>3.1m</td> </tr> <tr> <td>DEPTH @ ST. LINE</td> <td>1.9m</td> <td>2.4m</td> <td>2.5m</td> </tr> <tr> <td>ELEV @ MAIN</td> <td>103.30</td> <td>102.23</td> <td>102.14</td> </tr> <tr> <td>ELEV @ ST. LINE</td> <td>103.71</td> <td>103.21</td> <td>103.11</td> </tr> <tr> <td>MAIN SIZE</td> <td>200mm</td> <td>200mm</td> <td>300mm</td> </tr> </tbody> </table> <p>Contractor <u>Dexter Construction</u> Inspected By <u>Trevor Carter - GENIVAR Inc.</u> Date <u>May 2011</u> Record Dwg. # <u>009109-007 001</u></p> <table style="width:100%;"> <tr> <td>Insulation <input checked="" type="checkbox"/> Yes <input type="checkbox"/> No</td> <td>Rock <input type="checkbox"/> Yes <input type="checkbox"/> No</td> <td>Clay Plug <input type="checkbox"/> Yes <input type="checkbox"/> No</td> <td>Trace Wire <input checked="" type="checkbox"/> Yes <input type="checkbox"/> No</td> <td>Anode <input type="checkbox"/> Yes <input checked="" type="checkbox"/> No</td> </tr> </table>		Water	Sanitary	Storm	LENGTH	9.5m	10.3m	8.8m	MATERIAL	Polyethylene	PVC DR28	PVC DR35	SIZE	25mm	125mm	125mm	COLOUR	Blue	White	Green	DEPTH @ MAIN	1.9m	3.0m	3.1m	DEPTH @ ST. LINE	1.9m	2.4m	2.5m	ELEV @ MAIN	103.30	102.23	102.14	ELEV @ ST. LINE	103.71	103.21	103.11	MAIN SIZE	200mm	200mm	300mm	Insulation <input checked="" type="checkbox"/> Yes <input type="checkbox"/> No	Rock <input type="checkbox"/> Yes <input type="checkbox"/> No	Clay Plug <input type="checkbox"/> Yes <input type="checkbox"/> No	Trace Wire <input checked="" type="checkbox"/> Yes <input type="checkbox"/> No	Anode <input type="checkbox"/> Yes <input checked="" type="checkbox"/> No	<table border="1" style="width:100%; border-collapse: collapse;"> <thead> <tr> <th style="width:15%;"></th> <th style="width:25%;">Water</th> <th style="width:25%;">Sanitary</th> <th style="width:25%;">Storm</th> </tr> </thead> <tbody> <tr><td>LENGTH</td><td></td><td></td><td></td></tr> <tr><td>MATERIAL</td><td></td><td></td><td></td></tr> <tr><td>SIZE</td><td></td><td></td><td></td></tr> <tr><td>COLOUR</td><td></td><td></td><td></td></tr> <tr><td>DEPTH @ ST. LINE</td><td></td><td></td><td></td></tr> <tr><td>DEPTH @ BLDG</td><td></td><td></td><td></td></tr> </tbody> </table> <p>Contractor _____ Inspected By _____ Date _____</p> <p>Sanitary Type: Pressurized <input type="checkbox"/> Gravity <input type="checkbox"/> Private Lift Station Info: Lift: <input type="checkbox"/> Distance <input type="checkbox"/></p> <table style="width:100%;"> <tr> <td>Insulation <input type="checkbox"/> Yes <input type="checkbox"/> No</td> <td>Rock <input type="checkbox"/> Yes <input type="checkbox"/> No</td> <td>Clay Plug <input type="checkbox"/> Yes <input type="checkbox"/> No</td> <td>Foundation Drain Connected <input type="checkbox"/> Yes <input type="checkbox"/> No</td> <td>Rain Leaders Connected <input type="checkbox"/> Yes <input type="checkbox"/> No</td> <td>Trace Wire <input type="checkbox"/> Yes <input type="checkbox"/> No</td> <td>Sound Check <input type="checkbox"/> Yes <input type="checkbox"/> No</td> </tr> </table>		Water	Sanitary	Storm	LENGTH				MATERIAL				SIZE				COLOUR				DEPTH @ ST. LINE				DEPTH @ BLDG				Insulation <input type="checkbox"/> Yes <input type="checkbox"/> No	Rock <input type="checkbox"/> Yes <input type="checkbox"/> No	Clay Plug <input type="checkbox"/> Yes <input type="checkbox"/> No	Foundation Drain Connected <input type="checkbox"/> Yes <input type="checkbox"/> No	Rain Leaders Connected <input type="checkbox"/> Yes <input type="checkbox"/> No	Trace Wire <input type="checkbox"/> Yes <input type="checkbox"/> No	Sound Check <input type="checkbox"/> Yes <input type="checkbox"/> No
	Water	Sanitary	Storm																																																																														
LENGTH	9.5m	10.3m	8.8m																																																																														
MATERIAL	Polyethylene	PVC DR28	PVC DR35																																																																														
SIZE	25mm	125mm	125mm																																																																														
COLOUR	Blue	White	Green																																																																														
DEPTH @ MAIN	1.9m	3.0m	3.1m																																																																														
DEPTH @ ST. LINE	1.9m	2.4m	2.5m																																																																														
ELEV @ MAIN	103.30	102.23	102.14																																																																														
ELEV @ ST. LINE	103.71	103.21	103.11																																																																														
MAIN SIZE	200mm	200mm	300mm																																																																														
Insulation <input checked="" type="checkbox"/> Yes <input type="checkbox"/> No	Rock <input type="checkbox"/> Yes <input type="checkbox"/> No	Clay Plug <input type="checkbox"/> Yes <input type="checkbox"/> No	Trace Wire <input checked="" type="checkbox"/> Yes <input type="checkbox"/> No	Anode <input type="checkbox"/> Yes <input checked="" type="checkbox"/> No																																																																													
	Water	Sanitary	Storm																																																																														
LENGTH																																																																																	
MATERIAL																																																																																	
SIZE																																																																																	
COLOUR																																																																																	
DEPTH @ ST. LINE																																																																																	
DEPTH @ BLDG																																																																																	
Insulation <input type="checkbox"/> Yes <input type="checkbox"/> No	Rock <input type="checkbox"/> Yes <input type="checkbox"/> No	Clay Plug <input type="checkbox"/> Yes <input type="checkbox"/> No	Foundation Drain Connected <input type="checkbox"/> Yes <input type="checkbox"/> No	Rain Leaders Connected <input type="checkbox"/> Yes <input type="checkbox"/> No	Trace Wire <input type="checkbox"/> Yes <input type="checkbox"/> No	Sound Check <input type="checkbox"/> Yes <input type="checkbox"/> No																																																																											
<p> Curb Stop To: UP39 = 8.2m UP40 = 36.4m Corp Stop To: UP39 = 10.3m UP40 = 34.4m Scm End To: UP39 = 9.1m UP40 = 37.0m </p>																																																																																	
SEE BACK FOR ADDITIONAL NOTES →																																																																																	

	HALIFAX WATER SERVICE LATERAL INFORMATION SHEET	Street <u>Sienna Court</u> Lot <u>69</u> Civic _____	SLID# _____																																																																														
<table border="1" style="width:100%; border-collapse: collapse;"> <thead> <tr> <th style="width:15%;"></th> <th style="width:25%;">Water</th> <th style="width:25%;">Sanitary</th> <th style="width:25%;">Storm</th> </tr> </thead> <tbody> <tr> <td>LENGTH</td> <td>7.8m</td> <td>8.7m</td> <td>7.2m</td> </tr> <tr> <td>MATERIAL</td> <td>Polyethylene</td> <td>PVC DR28</td> <td>PVC DR35</td> </tr> <tr> <td>SIZE</td> <td>25mm</td> <td>125mm</td> <td>125mm</td> </tr> <tr> <td>COLOUR</td> <td>Blue</td> <td>White</td> <td>Green</td> </tr> <tr> <td>DEPTH @ MAIN</td> <td>1.7m</td> <td>2.8m</td> <td>2.9m</td> </tr> <tr> <td>DEPTH @ ST. LINE</td> <td>1.8m</td> <td>2.4m</td> <td>2.4m</td> </tr> <tr> <td>ELEV @ MAIN</td> <td>104.25</td> <td>103.16</td> <td>103.1</td> </tr> <tr> <td>ELEV @ ST. LINE</td> <td>104.55</td> <td>103.96</td> <td>103.98</td> </tr> <tr> <td>MAIN SIZE</td> <td>200mm</td> <td>200mm</td> <td>300mm</td> </tr> </tbody> </table> <p>Contractor <u>Dexter Construction</u> Inspected By <u>Trevor Carter - GENIVAR Inc.</u> Date <u>May 2011</u> Record Dwg. # <u>D09109-007.001</u></p> <table style="width:100%;"> <tr> <td>Insulation <input checked="" type="checkbox"/> Yes <input type="checkbox"/> No</td> <td>Rock <input type="checkbox"/> Yes <input type="checkbox"/> No</td> <td>Clay Plug <input type="checkbox"/> Yes <input type="checkbox"/> No</td> <td>Trace Wire <input checked="" type="checkbox"/> Yes <input type="checkbox"/> No</td> <td>Anode <input type="checkbox"/> Yes <input checked="" type="checkbox"/> No</td> </tr> </table>		Water	Sanitary	Storm	LENGTH	7.8m	8.7m	7.2m	MATERIAL	Polyethylene	PVC DR28	PVC DR35	SIZE	25mm	125mm	125mm	COLOUR	Blue	White	Green	DEPTH @ MAIN	1.7m	2.8m	2.9m	DEPTH @ ST. LINE	1.8m	2.4m	2.4m	ELEV @ MAIN	104.25	103.16	103.1	ELEV @ ST. LINE	104.55	103.96	103.98	MAIN SIZE	200mm	200mm	300mm	Insulation <input checked="" type="checkbox"/> Yes <input type="checkbox"/> No	Rock <input type="checkbox"/> Yes <input type="checkbox"/> No	Clay Plug <input type="checkbox"/> Yes <input type="checkbox"/> No	Trace Wire <input checked="" type="checkbox"/> Yes <input type="checkbox"/> No	Anode <input type="checkbox"/> Yes <input checked="" type="checkbox"/> No	<table border="1" style="width:100%; border-collapse: collapse;"> <thead> <tr> <th style="width:15%;"></th> <th style="width:25%;">Water</th> <th style="width:25%;">Sanitary</th> <th style="width:25%;">Storm</th> </tr> </thead> <tbody> <tr><td>LENGTH</td><td></td><td></td><td></td></tr> <tr><td>MATERIAL</td><td></td><td></td><td></td></tr> <tr><td>SIZE</td><td></td><td></td><td></td></tr> <tr><td>COLOUR</td><td></td><td></td><td></td></tr> <tr><td>DEPTH @ ST. LINE</td><td></td><td></td><td></td></tr> <tr><td>DEPTH @ BLDG</td><td></td><td></td><td></td></tr> </tbody> </table> <p>Contractor _____ Inspected By _____ Date _____</p> <p>Sanitary Type Pressurized <input type="checkbox"/> Gravity <input type="checkbox"/> Private Lift Lift: <input type="checkbox"/> Distance <input type="checkbox"/> Station Info.</p> <table style="width:100%;"> <tr> <td>Insulation <input type="checkbox"/> Yes <input type="checkbox"/> No</td> <td>Rock <input type="checkbox"/> Yes <input type="checkbox"/> No</td> <td>Clay Plug <input type="checkbox"/> Yes <input type="checkbox"/> No</td> <td>Foundation Drain Connected <input type="checkbox"/> Yes <input type="checkbox"/> No</td> <td>Rain Leaders Connected <input type="checkbox"/> Yes <input type="checkbox"/> No</td> <td>Trace Wire <input type="checkbox"/> Yes <input type="checkbox"/> No</td> <td>Sound Check <input type="checkbox"/> Yes <input type="checkbox"/> No</td> </tr> </table>		Water	Sanitary	Storm	LENGTH				MATERIAL				SIZE				COLOUR				DEPTH @ ST. LINE				DEPTH @ BLDG				Insulation <input type="checkbox"/> Yes <input type="checkbox"/> No	Rock <input type="checkbox"/> Yes <input type="checkbox"/> No	Clay Plug <input type="checkbox"/> Yes <input type="checkbox"/> No	Foundation Drain Connected <input type="checkbox"/> Yes <input type="checkbox"/> No	Rain Leaders Connected <input type="checkbox"/> Yes <input type="checkbox"/> No	Trace Wire <input type="checkbox"/> Yes <input type="checkbox"/> No	Sound Check <input type="checkbox"/> Yes <input type="checkbox"/> No
	Water	Sanitary	Storm																																																																														
LENGTH	7.8m	8.7m	7.2m																																																																														
MATERIAL	Polyethylene	PVC DR28	PVC DR35																																																																														
SIZE	25mm	125mm	125mm																																																																														
COLOUR	Blue	White	Green																																																																														
DEPTH @ MAIN	1.7m	2.8m	2.9m																																																																														
DEPTH @ ST. LINE	1.8m	2.4m	2.4m																																																																														
ELEV @ MAIN	104.25	103.16	103.1																																																																														
ELEV @ ST. LINE	104.55	103.96	103.98																																																																														
MAIN SIZE	200mm	200mm	300mm																																																																														
Insulation <input checked="" type="checkbox"/> Yes <input type="checkbox"/> No	Rock <input type="checkbox"/> Yes <input type="checkbox"/> No	Clay Plug <input type="checkbox"/> Yes <input type="checkbox"/> No	Trace Wire <input checked="" type="checkbox"/> Yes <input type="checkbox"/> No	Anode <input type="checkbox"/> Yes <input checked="" type="checkbox"/> No																																																																													
	Water	Sanitary	Storm																																																																														
LENGTH																																																																																	
MATERIAL																																																																																	
SIZE																																																																																	
COLOUR																																																																																	
DEPTH @ ST. LINE																																																																																	
DEPTH @ BLDG																																																																																	
Insulation <input type="checkbox"/> Yes <input type="checkbox"/> No	Rock <input type="checkbox"/> Yes <input type="checkbox"/> No	Clay Plug <input type="checkbox"/> Yes <input type="checkbox"/> No	Foundation Drain Connected <input type="checkbox"/> Yes <input type="checkbox"/> No	Rain Leaders Connected <input type="checkbox"/> Yes <input type="checkbox"/> No	Trace Wire <input type="checkbox"/> Yes <input type="checkbox"/> No	Sound Check <input type="checkbox"/> Yes <input type="checkbox"/> No																																																																											
<p style="text-align: center;">PUBLIC</p>  <p>Curb Stop To: UP38 = 36.0m UP39 = 4.1m</p> <p>Corp Stop To: UP38 = 34.6m UP39 = 6.3m</p> <p>San End To: UP38 = 36.6m UP39 = 5.4m</p>	<p style="text-align: center;">PRIVATE</p> <p style="text-align: center; font-size: 2em;">67</p> <hr/> <p style="text-align: center; font-size: 2em;">68</p> <hr/> <p style="text-align: center; font-size: 2em;">69</p> <hr/> <p style="text-align: center; font-size: 2em;">70</p> <p style="text-align: right;">SEE BACK FOR ADDITIONAL NOTES →</p>																																																																																

	HALIFAX WATER SERVICE LATERAL INFORMATION SHEET	Street <u>Sienna Court</u> Lot <u>70</u> Civic _____	SLID# _____																																																																																																						
<table border="1" style="width:100%; border-collapse: collapse;"> <thead> <tr> <th style="width:10%;"></th> <th style="width:33%;">Water</th> <th style="width:33%;">Sanitary</th> <th style="width:24%;">Storm</th> </tr> </thead> <tbody> <tr> <td>LENGTH</td> <td>7.9m</td> <td>8.8m</td> <td>7.5m</td> </tr> <tr> <td>MATERIAL</td> <td>Polyethylene</td> <td>PVC DR28</td> <td>PVC DR35</td> </tr> <tr> <td>SIZE</td> <td>25mm</td> <td>125mm</td> <td>125mm</td> </tr> <tr> <td>COLOUR</td> <td>Blue</td> <td>White</td> <td>Green</td> </tr> <tr> <td>DEPTH @ MAIN</td> <td>1.8m</td> <td>2.9m</td> <td>3.0m</td> </tr> <tr> <td>DEPTH @ ST. LINE</td> <td>1.7m</td> <td>2.3m</td> <td>2.3m</td> </tr> <tr> <td>ELEV @ MAIN</td> <td>104.78</td> <td>103.74</td> <td>103.67</td> </tr> <tr> <td>ELEV @ ST. LINE</td> <td>105.19</td> <td>104.61</td> <td>104.64</td> </tr> <tr> <td>MAIN SIZE</td> <td>200mm</td> <td>200mm</td> <td>300mm</td> </tr> </tbody> </table> <p>Contractor <u>Dexter Construction</u> Inspected By <u>Trevor Carter - GENIVAR Inc.</u> Date <u>May 2011</u> Record Dwg. # <u>D09109-007 001</u></p> <table style="width:100%;"> <tr> <td>Insulation</td> <td><input checked="" type="checkbox"/> Yes</td> <td><input type="checkbox"/> No</td> </tr> <tr> <td>Rock</td> <td><input type="checkbox"/> Yes</td> <td><input type="checkbox"/> No</td> </tr> <tr> <td>Clay Plug</td> <td><input type="checkbox"/> Yes</td> <td><input type="checkbox"/> No</td> </tr> <tr> <td>Trace Wire</td> <td><input checked="" type="checkbox"/> Yes</td> <td><input type="checkbox"/> No</td> </tr> <tr> <td>Anode</td> <td><input type="checkbox"/> Yes</td> <td><input checked="" type="checkbox"/> No</td> </tr> </table>		Water	Sanitary	Storm	LENGTH	7.9m	8.8m	7.5m	MATERIAL	Polyethylene	PVC DR28	PVC DR35	SIZE	25mm	125mm	125mm	COLOUR	Blue	White	Green	DEPTH @ MAIN	1.8m	2.9m	3.0m	DEPTH @ ST. LINE	1.7m	2.3m	2.3m	ELEV @ MAIN	104.78	103.74	103.67	ELEV @ ST. LINE	105.19	104.61	104.64	MAIN SIZE	200mm	200mm	300mm	Insulation	<input checked="" type="checkbox"/> Yes	<input type="checkbox"/> No	Rock	<input type="checkbox"/> Yes	<input type="checkbox"/> No	Clay Plug	<input type="checkbox"/> Yes	<input type="checkbox"/> No	Trace Wire	<input checked="" type="checkbox"/> Yes	<input type="checkbox"/> No	Anode	<input type="checkbox"/> Yes	<input checked="" type="checkbox"/> No	<table border="1" style="width:100%; border-collapse: collapse;"> <thead> <tr> <th style="width:10%;"></th> <th style="width:33%;">Water</th> <th style="width:33%;">Sanitary</th> <th style="width:24%;">Storm</th> </tr> </thead> <tbody> <tr> <td>LENGTH</td> <td></td> <td></td> <td></td> </tr> <tr> <td>MATERIAL</td> <td></td> <td></td> <td></td> </tr> <tr> <td>SIZE</td> <td></td> <td></td> <td></td> </tr> <tr> <td>COLOUR</td> <td></td> <td></td> <td></td> </tr> <tr> <td>DEPTH @ ST. LINE</td> <td></td> <td></td> <td></td> </tr> <tr> <td>DEPTH @ BLDG</td> <td></td> <td></td> <td></td> </tr> </tbody> </table> <p>Contractor _____ Inspected By _____ Date _____</p> <p>Sanitary Type Pressurized <input type="checkbox"/> Gravity <input type="checkbox"/> Private Lift Lift: <input type="checkbox"/> Distance <input type="checkbox"/> Station Info.</p> <table style="width:100%;"> <tr> <td>Insulation</td> <td><input type="checkbox"/> Yes</td> <td><input type="checkbox"/> No</td> </tr> <tr> <td>Rock</td> <td><input type="checkbox"/> Yes</td> <td><input type="checkbox"/> No</td> </tr> <tr> <td>Clay Plug</td> <td><input type="checkbox"/> Yes</td> <td><input type="checkbox"/> No</td> </tr> <tr> <td>Foundation Drain Connected</td> <td><input type="checkbox"/> Yes</td> <td><input type="checkbox"/> No</td> </tr> <tr> <td>Rain Leaders Connected</td> <td><input type="checkbox"/> Yes</td> <td><input type="checkbox"/> No</td> </tr> <tr> <td>Trace Wire</td> <td><input type="checkbox"/> Yes</td> <td><input type="checkbox"/> No</td> </tr> <tr> <td>Sound Check</td> <td><input type="checkbox"/> Yes</td> <td><input type="checkbox"/> No</td> </tr> </table>		Water	Sanitary	Storm	LENGTH				MATERIAL				SIZE				COLOUR				DEPTH @ ST. LINE				DEPTH @ BLDG				Insulation	<input type="checkbox"/> Yes	<input type="checkbox"/> No	Rock	<input type="checkbox"/> Yes	<input type="checkbox"/> No	Clay Plug	<input type="checkbox"/> Yes	<input type="checkbox"/> No	Foundation Drain Connected	<input type="checkbox"/> Yes	<input type="checkbox"/> No	Rain Leaders Connected	<input type="checkbox"/> Yes	<input type="checkbox"/> No	Trace Wire	<input type="checkbox"/> Yes	<input type="checkbox"/> No	Sound Check	<input type="checkbox"/> Yes	<input type="checkbox"/> No
	Water	Sanitary	Storm																																																																																																						
LENGTH	7.9m	8.8m	7.5m																																																																																																						
MATERIAL	Polyethylene	PVC DR28	PVC DR35																																																																																																						
SIZE	25mm	125mm	125mm																																																																																																						
COLOUR	Blue	White	Green																																																																																																						
DEPTH @ MAIN	1.8m	2.9m	3.0m																																																																																																						
DEPTH @ ST. LINE	1.7m	2.3m	2.3m																																																																																																						
ELEV @ MAIN	104.78	103.74	103.67																																																																																																						
ELEV @ ST. LINE	105.19	104.61	104.64																																																																																																						
MAIN SIZE	200mm	200mm	300mm																																																																																																						
Insulation	<input checked="" type="checkbox"/> Yes	<input type="checkbox"/> No																																																																																																							
Rock	<input type="checkbox"/> Yes	<input type="checkbox"/> No																																																																																																							
Clay Plug	<input type="checkbox"/> Yes	<input type="checkbox"/> No																																																																																																							
Trace Wire	<input checked="" type="checkbox"/> Yes	<input type="checkbox"/> No																																																																																																							
Anode	<input type="checkbox"/> Yes	<input checked="" type="checkbox"/> No																																																																																																							
	Water	Sanitary	Storm																																																																																																						
LENGTH																																																																																																									
MATERIAL																																																																																																									
SIZE																																																																																																									
COLOUR																																																																																																									
DEPTH @ ST. LINE																																																																																																									
DEPTH @ BLDG																																																																																																									
Insulation	<input type="checkbox"/> Yes	<input type="checkbox"/> No																																																																																																							
Rock	<input type="checkbox"/> Yes	<input type="checkbox"/> No																																																																																																							
Clay Plug	<input type="checkbox"/> Yes	<input type="checkbox"/> No																																																																																																							
Foundation Drain Connected	<input type="checkbox"/> Yes	<input type="checkbox"/> No																																																																																																							
Rain Leaders Connected	<input type="checkbox"/> Yes	<input type="checkbox"/> No																																																																																																							
Trace Wire	<input type="checkbox"/> Yes	<input type="checkbox"/> No																																																																																																							
Sound Check	<input type="checkbox"/> Yes	<input type="checkbox"/> No																																																																																																							
<p>Curb Stop To: UP38 = 25.7m UP39 = 13.9m</p> <p>Corp Stop To: UP38 = 26.1m UP39 = 13.3m</p> <p>Stm End To: UP38 = 26.5m UP39 = 14.1m</p>	<p>PUBLIC</p> 	<p>PRIVATE</p> <p style="font-size: 2em; text-align: center;">69</p> <hr/> <p style="font-size: 2em; text-align: center;">70</p> <hr/> <p style="font-size: 2em; text-align: center;">71</p>																																																																																																							
SEE BACK FOR ADDITIONAL NOTES →																																																																																																									

	HALIFAX WATER SERVICE LATERAL INFORMATION SHEET	Street <u>Sienna Court</u> Lot <u>71</u> Civic _____	SID# _____																																																																														
<table border="1" style="width:100%; border-collapse: collapse;"> <thead> <tr> <th></th> <th>Water</th> <th>Sanitary</th> <th>Storm</th> </tr> </thead> <tbody> <tr> <td>LENGTH</td> <td>8.47m</td> <td>9.23m</td> <td>8.0m</td> </tr> <tr> <td>MATERIAL</td> <td>Polyethylene</td> <td>PVC DR28</td> <td>PVC DR35</td> </tr> <tr> <td>SIZE</td> <td>25mm</td> <td>125mm</td> <td>125mm</td> </tr> <tr> <td>COLOUR</td> <td>Blue</td> <td>White</td> <td>Green</td> </tr> <tr> <td>DEPTH @ MAIN</td> <td>1.9m</td> <td>3.2m</td> <td>3.2m</td> </tr> <tr> <td>DEPTH @ ST. LINE</td> <td>1.8m</td> <td>2.3m</td> <td>2.3m</td> </tr> <tr> <td>ELEV @ MAIN</td> <td>105.40</td> <td>104.11</td> <td>104.12</td> </tr> <tr> <td>ELEV @ ST. LINE</td> <td>105.66</td> <td>105.20</td> <td>105.20</td> </tr> <tr> <td>MAIN SIZE</td> <td>200mm</td> <td>200mm</td> <td>300mm</td> </tr> </tbody> </table> <p>Contractor <u>Dexter Construction</u> Inspected By <u>Trevor Carter - GENIVAR Inc.</u> Date <u>May 2011</u> Record Dwg. # <u>D09109-007 001</u></p> <table style="width:100%;"> <tr> <td>Insulation <input checked="" type="checkbox"/> Yes <input type="checkbox"/> No</td> <td>Rock <input type="checkbox"/> Yes <input type="checkbox"/> No</td> <td>Clay Plug <input type="checkbox"/> Yes <input type="checkbox"/> No</td> <td>Trace Wire <input checked="" type="checkbox"/> Yes <input type="checkbox"/> No</td> <td>Anode <input type="checkbox"/> Yes <input checked="" type="checkbox"/> No</td> </tr> </table>		Water	Sanitary	Storm	LENGTH	8.47m	9.23m	8.0m	MATERIAL	Polyethylene	PVC DR28	PVC DR35	SIZE	25mm	125mm	125mm	COLOUR	Blue	White	Green	DEPTH @ MAIN	1.9m	3.2m	3.2m	DEPTH @ ST. LINE	1.8m	2.3m	2.3m	ELEV @ MAIN	105.40	104.11	104.12	ELEV @ ST. LINE	105.66	105.20	105.20	MAIN SIZE	200mm	200mm	300mm	Insulation <input checked="" type="checkbox"/> Yes <input type="checkbox"/> No	Rock <input type="checkbox"/> Yes <input type="checkbox"/> No	Clay Plug <input type="checkbox"/> Yes <input type="checkbox"/> No	Trace Wire <input checked="" type="checkbox"/> Yes <input type="checkbox"/> No	Anode <input type="checkbox"/> Yes <input checked="" type="checkbox"/> No	<table border="1" style="width:100%; border-collapse: collapse;"> <thead> <tr> <th></th> <th>Water</th> <th>Sanitary</th> <th>Storm</th> </tr> </thead> <tbody> <tr> <td>LENGTH</td> <td></td> <td></td> <td></td> </tr> <tr> <td>MATERIAL</td> <td></td> <td></td> <td></td> </tr> <tr> <td>SIZE</td> <td></td> <td></td> <td></td> </tr> <tr> <td>COLOUR</td> <td></td> <td></td> <td></td> </tr> <tr> <td>DEPTH @ ST. LINE</td> <td></td> <td></td> <td></td> </tr> <tr> <td>DEPTH @ BLDG</td> <td></td> <td></td> <td></td> </tr> </tbody> </table> <p>Contractor _____ Inspected By _____ Date _____</p> <p>Sanitary Type Pressurized <input type="checkbox"/> Gravity <input type="checkbox"/> Private Lift Lift: <input type="checkbox"/> Distance <input type="checkbox"/> Station Info.</p> <table style="width:100%;"> <tr> <td>Insulation <input type="checkbox"/> Yes <input type="checkbox"/> No</td> <td>Rock <input type="checkbox"/> Yes <input type="checkbox"/> No</td> <td>Clay Plug <input type="checkbox"/> Yes <input type="checkbox"/> No</td> <td>Foundation Drain Connected <input type="checkbox"/> Yes <input type="checkbox"/> No</td> <td>Rain Leaders Connected <input type="checkbox"/> Yes <input type="checkbox"/> No</td> <td>Trace Wire <input type="checkbox"/> Yes <input type="checkbox"/> No</td> <td>Sound Check <input type="checkbox"/> Yes <input type="checkbox"/> No</td> </tr> </table>		Water	Sanitary	Storm	LENGTH				MATERIAL				SIZE				COLOUR				DEPTH @ ST. LINE				DEPTH @ BLDG				Insulation <input type="checkbox"/> Yes <input type="checkbox"/> No	Rock <input type="checkbox"/> Yes <input type="checkbox"/> No	Clay Plug <input type="checkbox"/> Yes <input type="checkbox"/> No	Foundation Drain Connected <input type="checkbox"/> Yes <input type="checkbox"/> No	Rain Leaders Connected <input type="checkbox"/> Yes <input type="checkbox"/> No	Trace Wire <input type="checkbox"/> Yes <input type="checkbox"/> No	Sound Check <input type="checkbox"/> Yes <input type="checkbox"/> No
	Water	Sanitary	Storm																																																																														
LENGTH	8.47m	9.23m	8.0m																																																																														
MATERIAL	Polyethylene	PVC DR28	PVC DR35																																																																														
SIZE	25mm	125mm	125mm																																																																														
COLOUR	Blue	White	Green																																																																														
DEPTH @ MAIN	1.9m	3.2m	3.2m																																																																														
DEPTH @ ST. LINE	1.8m	2.3m	2.3m																																																																														
ELEV @ MAIN	105.40	104.11	104.12																																																																														
ELEV @ ST. LINE	105.66	105.20	105.20																																																																														
MAIN SIZE	200mm	200mm	300mm																																																																														
Insulation <input checked="" type="checkbox"/> Yes <input type="checkbox"/> No	Rock <input type="checkbox"/> Yes <input type="checkbox"/> No	Clay Plug <input type="checkbox"/> Yes <input type="checkbox"/> No	Trace Wire <input checked="" type="checkbox"/> Yes <input type="checkbox"/> No	Anode <input type="checkbox"/> Yes <input checked="" type="checkbox"/> No																																																																													
	Water	Sanitary	Storm																																																																														
LENGTH																																																																																	
MATERIAL																																																																																	
SIZE																																																																																	
COLOUR																																																																																	
DEPTH @ ST. LINE																																																																																	
DEPTH @ BLDG																																																																																	
Insulation <input type="checkbox"/> Yes <input type="checkbox"/> No	Rock <input type="checkbox"/> Yes <input type="checkbox"/> No	Clay Plug <input type="checkbox"/> Yes <input type="checkbox"/> No	Foundation Drain Connected <input type="checkbox"/> Yes <input type="checkbox"/> No	Rain Leaders Connected <input type="checkbox"/> Yes <input type="checkbox"/> No	Trace Wire <input type="checkbox"/> Yes <input type="checkbox"/> No	Sound Check <input type="checkbox"/> Yes <input type="checkbox"/> No																																																																											
<p>Curb Stop To: UP38 = 13.7m UP39 = 25.6m</p> <p>Corp Stop To: UP38 = 14.7m UP39 = 25.2m</p> <p>Stm End To: UP38 = 14.8m UP39 = 25.5m</p> 	<p style="text-align: center;">PRIVATE</p> <p style="text-align: center; font-size: 2em;">69</p> <hr/> <p style="text-align: center; font-size: 2em;">70</p> <hr/> <p style="text-align: center; font-size: 2em;">71</p> <hr/> <p style="text-align: right;">SEE BACK FOR ADDITIONAL NOTES →</p>																																																																																